

COLUMBUS BLUE JACKETS

2016-17 MEDIA GUIDE



MARCH WITH **US**



NEVER BRING A STICK TO A CANNON FIGHT

Since 2000, Nationwide has been the official sponsor of the Columbus Blue Jackets - and proud to cheer on every blast of the cannon.



Nationwide[®]



Official Sponsor of the Columbus Blue Jackets

TABLE OF CONTENTS



Table of Contents	2-3
2016-17 Schedule	4
Staff Directory	6-7
John P. McConnell, Majority Owner / Governor	8
Mike Priest, President / Alternate Governor	9
John Davidson, President Hockey Ops / Alternate Governor	10
Executive Staff Profiles	11-13

HOCKEY OPERATIONS

Jarmo Kekalainen, General Manager	15
Hockey Operations Management	16-17
Scouting Staff Profiles	17-20
John Tortorella, Head Coach	21
Coaching Staff Profiles	22-24
Medical Staff Profiles	25-26
Athletic Training & Equipment Staff Profiles	26-27

CLUB INFORMATION

Community Programs / Blue Jackets Foundation	29-30
Fan Development	31
OhioHealth Ice Haus / Chiller Ice Rinks	32
Columbus Blue Jackets Winter Park	33
Nationwide Arena	34
Arena Map & Directions	35
Blue Jackets Television & Radio	36-37

PLAYERS

2016-17 Organizational Roster	40-41
Cam Atkinson	42-43
Sergei Bobrovsky	44-45
Matt Calvert	46-47
Gregory Campbell	48-49
David Clarkson	50-51
Brandon Dubinsky	52-53
Nick Foligno	54-55
Sam Gagner	56-57
Cody Goloubef	58-59
Scott Hartnell	60-61
Boone Jenner	62-63
Jack Johnson	64-65
Seth Jones	66-67
William Karlsson	68-69
Curtis McElhinney	70-71
Ryan Murray	72-73
Dalton Prout	74-75
Brandon Saad	76-77
David Savard	78-79
Alexander Wennberg	80-81
Josh Anderson / Paul Bittner	82-83
Oliver Bjorkstrand / Alex Broadhurst	84-85

Oscar Dansk / Pierre-Luc Dubois	86-87
Anton Forsberg / Brett Gallant	88-89
Jacob Graves / Markus Hannikainen	90-91
Scott Harrington / Dillon Heatherington	92-93
Joonas Korpisalo / Dean Kukan	94-95
Jordan Maletta / Sonny Milano	96-97
Nick Moutrey / Markus Nutivaara	98-99
John Ramage / Dante Salituro	100-101
Justin Scott / Lucas Sedlak	102-103
Blake Siebenaler / Jaime Sifers	104-105
T.J. Tynan / Zach Werenski	106-107
Oleg Yevenko / Daniel Zaar	108-109
Vitaly Abramov / Tyler Bird	110
Gabriel Carlsson / Ryan Collins	111
Vladislav Gavrikov / Keegan Kolesar	112
Elvis Merzlikins / Andrew Peeke	113
Peter Quenneville / Sam Ruopp	114
Kole Sherwood / Markus Soberg	115
Kevin Stenlund / Peter Thome	116
Calvin Thurkauf / Veeti Vainio	117
Cleveland Monsters (AHL Affiliate)	118-119

2015-16 SEASON IN REVIEW

Final NHL Standings & Leaders	121-124
NHL Team Rankings	125
Blue Jackets Season Notes	126-130
CBJ Final Statistics	131
CBJ Even/PP/SH/Home/Road Statistics	132
CBJ Time On Ice & Face-Off Percentage	133
CBJ Game-by-Game Results	134-135
CBJ Statistical Breakdown	136-137
CBJ Highs & Lows	138-139
CBJ Injury Report	140
CBJ Transactions	140-141
BlueJackets.com	142

VS. THE NHL

All-Time Record vs. Other Clubs	144
Last 10 Games vs. Other Clubs	144-145
Anaheim Ducks	146-147
Arizona Coyotes	148-149
Boston Bruins	150-151
Buffalo Sabres	152-153
Calgary Flames	154-155
Carolina Hurricanes	156-157
Chicago Blackhawks	158-159
Colorado Avalanche	160-161
Dallas Stars	162-163
Detroit Red Wings	164-165
Edmonton Oilers	166-167
Florida Panthers	168-169
Los Angeles Kings	170-171
Minnesota Wild	172-173
Montreal Canadiens	174-175
Nashville Predators	176-177
New Jersey Devils	178-179
New York Islanders	180-181
New York Rangers	182-183
Ottawa Senators	184-185
Philadelphia Flyers	186-187

Pittsburgh Penguins	188-189
St. Louis Blues	190-191
San Jose Sharks	192-193
Tampa Bay Lightning	194-195
Toronto Maple Leafs	196-197
Vancouver Canucks.....	198-199
Washington Capitals	200-201
Winnipeg Jets.....	202-203

RECORD BOOK

All-Time Statistics	205-220
Record by Season.....	221-223
Individual Leaders by Season	224-226
Top Single Seasons	227-229
Career Leaders	230-231
Team Records	232-242
Player Records.....	243-247
2014-15 Statistics, Notes, Results.....	248-249
2013-14 Statistics, Notes, Results.....	250-251
2012-13 Statistics, Notes, Results.....	252-253
2011-12 Statistics, Notes, Results.....	254-255
2010-11 Statistics, Notes, Results.....	256-257
2009-10 Statistics, Notes, Results.....	258-259
2008-09 Statistics, Notes, Results.....	260-261
2007-08 Statistics, Notes, Results.....	262-263
2006-07 Statistics, Notes, Results.....	264-265
2005-06 Statistics, Notes, Results.....	266-267
2003-04 Statistics, Notes, Results.....	268-269
2002-03 Statistics, Notes, Results.....	270-272
2001-02 Statistics, Notes, Results.....	272-273
2000-01 Statistics, Notes, Results.....	274-275

PLAYOFFS

2014 Playoffs Statistics.....	277
2009 Playoffs Statistics.....	278
All-Time Playoffs Statistics & Leaders	279
Playoffs Team Records	280-282
Player Records, Personnel & Franchise Firsts	283-285

HISTORY

John H. McConnell.....	287
About the Blue Jackets.....	288
Franchise Timeline	289-295
All-Time Transactions	296-301
All-Time Player Register	302-316
All-Time Numerical Roster	317-318
NHL Draft History	319-322
Personnel & Franchise Firsts.....	322-324
Blue Jackets Honor Roll & Team Awards.....	326-328

MEDIA INFORMATION

CBJ Communications Staff & Media Information.....	330
NHL Directory / Roster of Officials / Critical Dates.....	331-332

CREDITS

**Produced by the Columbus Blue Jackets
Communications Department**

VP of Communications & Team Services..... Todd Sharrock
Director of Communications..... Karen Davis
Manager of Communications..... Glenn Odebralski

**Layout, design & editorial assistance by the
Columbus Blue Jackets Creative Services Department**


Senior Graphic Designer..... Jason Duignan
Graphic Designer

Cassie Good
Editorial Assistance

Jonathan Platten
Photography..... Jamie Sabau, Getty Images,
.....Greg Bartram, Cleveland Monsters

The information contained in this publication was compiled by the Columbus Blue Jackets Hockey Club and is intended for the personal or editorial use of the media and fans. Any commercial use of this information is prohibited without the written consent of the Columbus Blue Jackets Hockey Club.

All NHL and team logos depicted within this publication are the property of NHL Enterprises, Inc. and the respective teams and may not be reproduced from commercial purposes without that prior written consent of NHL Enterprises, Inc.





2016-17 COLUMBUS BLUE JACKETS

SUN MON TUE WED THU FRI SAT

SUN MON TUE WED THU FRI SAT

SEPT

25 ★ STL 7:00	26 ★ BOS 7:00	27	28	29 ★ NSH 7:00	30
------------------------	------------------------	----	----	------------------------	----

*Split Squad at STL, 1:00pm

OCT

						1
2 ★ PIT 4:00	3	4 ★ NSH 8:00	5	6 ★ BOS 7:00	7	8 ★ PIT 4:00
9	10	11 OPENING NIGHT		12	13 BOS 7:00	14
						15 SJ 7:00
16	17	18	19	20	21 CHI 7:00	22 DAL 8:00
23	24	25 LA 10:30	26	27 SJ 10:30	28 ANA 10:00	29
30	31					

NOV

		1 DAL 7:00	2	3	4 MTL 7:00	5 STL 7:00
6	7	8	9 ANA 7:00	10 BOS 7:00	11	12 STL 7:00
13	14	15 WSH 7:00	16	17	18 NYR 7:00	19
20 WSH 12:30	21 COL 7:00	22	23 CGY 7:00	24	25 TB 7:30	26 FLA 7:00
27	28	29 TB 7:00	30			

DEC

				1 COL 9:00	2	3 ARI 8:00
4	5 ARI 7:00	6	7	8	9 DET 7:30	10 NYI 7:00
11	12	13 EDM 9:00	14	15	16 CGY 9:00	17
18 VAN 4:00	19	20 LA 7:00	21	22 PIT 7:00	23 MTL 7:00	24
25	26	27 BOS 7:00	28	29 WPG 8:00	30	31 MIN 6:00

JAN

1	2	3 EDM 7:00	4	5 WSH 7:00	6	7 NYR 7:00
8 PHI 6:00	9	10 CAR 7:00	11	12	13 TB 7:30	14 FLA 7:00
15	16	17 CAR 7:00	18	19 OTT 7:00	20	21 CAR 5:00
22 OTT 5:00	23	24 NYI 7:00	25	26 NSH 8:00	27	28 NHL ASW
29 NHL ASW	30	31 NYR 7:00				

FEB

			1	2	3 PIT 7:00	4 NJ 7:00
5	6	7 DET 7:30	8	9 VAN 7:00	10	11 DET 5:00
12	13 NYR 7:00	14	15 TOR 7:00	16	17 PIT 7:00	18
19 NSH 6:00	20	21	22	23	24	25 NYI 5:00
26 NYR 5:00	27	28 MTL 7:30				

MAR

			1	2 MIN 7:00	3	4 OTT 7:00
5 NJ 5:00	6	7 NJ 7:00	8	9	10 BUF 7:00	11 BUF 7:00
12	13 PHI 7:00	14	15	16 FLA 7:00	17	18 NYI 1:00
19 NJ 1:00	20	21	22 TOR 7:00	23 WSH 7:00	24	25 PHI 2:00
26	27	28 BUF 7:00	29	30 CAR 7:00	31 CHI 8:30	

APR

						1
2 WSH 6:00	3	4 PIT 7:00	5	6 WPG 7:00	7	8 PHI 12:30
9 TOR 6:00						

★ PRESEASON HOME AWAY

ALL TIMES EASTERN & SUBJECT TO CHANGE



1-800-NHL-COLS ★ BlueJackets.com

MARCH WITH US

MARCH WITH



USA

TM



STAFF DIRECTORY

COLUMBUS BLUE JACKETS

200 W. Nationwide Blvd., Columbus OH 43215
Phone: (614) 246-4625 • Fax: (614) 246-4007

OWNERSHIP/SENIOR MANAGEMENT

Majority Owner/Governor: John P. McConnell
President/Alternate Governor: Mike Priest
Pres. Hockey Operations/Alternate Governor: John Davidson

EXECUTIVE STAFF - BUSINESS OPERATIONS

Senior Vice President/General Counsel: Greg Kirstein
Senior Vice President/Chief Revenue Officer: Cameron Scholvin
Senior Vice President/Chief Financial Officer: T.J. LaMendola
Vice President, Digital Marketing & Media: Marc Gregory
Vice President, Communications & Team Services: Todd Sharrock
Vice President, Marketing: J.D. Kershaw
Vice President, Ticket Sales & Service: Joe Andrade
Vice President, Community Relations & Executive Director,
Columbus Blue Jackets Foundation: Kathryn Dobbs

HOCKEY OPERATIONS

General Manager: Jarmo Kekalainen
Assistant General Manager: Bill Zito
Assistant General Manager, Cleveland Monsters: Blake Geoffrion
Director of Player Personnel: Basil McRae
Director of Hockey Administration: Josh Flynn
Director of Amateur Scouting: Ville Siren
Director of European Scouting: Josef Boumedienne
Assistant Director of Amateur Scouting: Chris Morehouse
Scouting Coordinator: Scott Harris
Amateur Scouts: Mike Antonovich, Simon Barrette,
... Marshall Davidson, Greg Drechsel, Niklas Evertsson, Derek Ginnell,
..... Stephane Leblanc, Phil McRae, Rob Riley, Milan Tichy
Pro Scouts: Peter Dineen, Bob Halkidis, John Hill,
..... Doug MacDonald, Sam McMaster
Scout: Craig Hartsburg
Pro Video Coordinator: Jim Viers
Hockey Operations Advisor: Fredrik Modin
Hockey Operations Analyst: Tom Bark
Head Athletic Trainer: Mike Vogt
Assistant Athletic Trainers: Nates Goto, Chris Strickland
Equipment Manager: Tim LeRoy
Assistant Equipment Manager: Jamie Healy
Equipment Assistant: Jason Stypinski
Executive Assistant: Beth Carlisle Ebright

COACHING STAFF

Head Coach: John Tortorella
Assistant Coaches: Brad Larsen, Kenny McCudden, Brad Shaw
Goaltending Coach: Ian Clark
High Performance Consultant: Nelson Ayotte
Strength & Conditioning Coach: Kevin Collins
Video Assistant Coach: Dan Singleton
Development Coach: Chris Clark
European Development Coach: Jarkko Ruutu
Skating Consultant: Lee Harris

CORPORATE DEVELOPMENT & PREMIUM SEATING

Directors of Corporate Development: Craig Smith, Jessica Smith
Director of Corporate Development Services: Becky Coffey
Corporate Development Account Executives:
..... Justin Baldinger, Sam Morgan, Doug Vinci
Partnership Account Specialists: Samantha Hagan, Caleb Horsley
..... Molly Taylor, Caitlin Wolcott
Premium Seating Specialists: Brenna Frattaroli, Paige Shepherd
Corporate Development Sales Coordinator: Evan Lee

COMMUNICATIONS & TEAM SERVICES

Director of Communications: Karen Davis
Manager of Communications: Glenn Odebralski
Manager of Team Services: Julie Gamble

COMMUNITY RELATIONS & FAN DEVELOPMENT

Director of Fan Development & Community Programs: Andee Boiman
Manager of Fan Development: Joel Siegman
Manager of CBJ Foundation: Darla Owens
Manager of Education & Community Partnerships: Maggie Walters
Manager of Mascot Services: Jason Zumpano
Coordinator, Community Relations & Foundation: Haley Gribler

GAME OPERATIONS & EVENT PRESENTATION

Ex. Producer & Senior Director of Event Presentation: ... Derek Dawley
Senior Manager of Event Presentation: Lynn Truitt
Senior Editor/Producer: David Traube
Production Manager: Andy Hookman
Broadcast Engineer: Rick Shepherd
Producer/Videographer: Tanner Smith

MARKETING

Director of Marketing: Jim Riley
Manager of Marketing: Ben Harrison
Manager of Advertising & Creative Services: Jack Lyttle
Senior Graphic Designer: Jason Duignan
Graphic Designer: Cassie Good

DIGITAL MARKETING & MEDIA

Director of Digital Marketing & Analytics: Jeff Eldersveld
Manager of Digital & Social Media: Rob Mixer
Social Media Coordinator: Andrew Schwepfinger
Digital Marketing Coordinator: Allie Dosmann
Digital Media Coordinator: Adam Carro
CRM Coordinator: Mary Lynn Berilla
Digital Marketing Analyst: Amy French

HUMAN RESOURCES & LEGAL

Director of Human Resources: Becky Magaw
Senior Manager of Payroll & Benefits: Christine Parthemore
Payroll Assistant: Karen Albert
Staff Counsel: Pete Lovins
Paralegal: Ken Erney
Coordinator of Human Resources: Katherine Schuette

FINANCE & INFORMATION TECHNOLOGY

Director of Finance/Controller: Joe Rudolf
 Director of Information Technology: Jim Connolly
 Senior Accountant: Zachary Kramer
 Staff Accountant: Nora Ludwig
 Accounts Payable Coordinator: Heather Benintendi
 Systems Analyst: Matthew DeStephen
 Technical Support Specialist: Brad Zarnoch

TICKET SALES & OPERATIONS

Senior Director of Ticket Sales: Drew Ribarchak
 Director of Ticket Operations: Mark Metz
 Director of Service & Retention: Kelly Jones
 Inside Sales Manager: Justin Dunn
 Group Sales Manager: Dani Nell
 Ticket Operations Manager: Kevin O'Malley
 Ticket Operations Coordinators: Stephen Humphries, Matt Kill
 Ticket Sales Coordinator: Kayla Constantino
 Season Ticket Sales Account Executives:
 Noah Heiber, Taylor Kuehl, Tim McDonough
 Season Ticket Service Coordinators: Brad Bellissimo,
 Maxwell Cohen, Cody Craig, Amanda Crandell,
 Carmelo Marzullo, Morgan Obendorfer
 Group Event Specialists: Leah Cover, Grant Jamieson,
 Matt Menard, Malinda Smith, Layne Toops
 Inside Sales Representatives: Emily Auker, Ashley Bauer,
 Alexa Edwards, Melissa Fox, Richard Grimshaw,
 Brandon Kaiser, Ashley Knowles, Joshua Latzko, Tyler Miller,
 Reece Pavlovich, Jacob Welter, Colten Renner

BROADCASTING

Director of Broadcasting: Russ Mollohan
 FOX Sports Ohio Play-By-Play Announcer: Jeff Rimer
 FOX Sports Ohio Color Analyst: Jody Shelley
 Radio Play-By-Play Announcer: Bob McElligott
 FS Ohio Hosts: Bill Davidge, Brian Giesenschlag, Dave Maetzold

NATIONWIDE ARENA MANAGEMENT

General Manager: Vicki Chorman
 Associate General Manager: Scott Lofton
 Director of Arena Operations: Brad Cleveland
 Director of Engineering & Maintenance: Mark Greiner
 Director of Ticketing: Cait Schumann
 Senior Accountant: Michael Fullen
 Chief Engineer: Kevin Herron
 Conversion Manager: Todd Martin
 Assistant Ticket Office Manager: Dennis Novak
 Guest Services Manager: Michael Hunter
 Event Coordinators: Matt Berens, Meagan Yanczura
 Ice Technician: Ian Huffman
 Audio/Video Engineer: Jeff Baumgartner
 Electrician: Eric Richison
 Housekeeping Supervisor: Roger Penick, Jr.
 Conversion Supervisor: Robert Beach
 Maintenance Supervisor: Chad Kemp
 General Operations Supervisor: Adam McClung
 Maintenance: Steve Moore, Paul Van Culin
 Engineer: Doug Van Culin, Todd Van Culin
 Painters: Jeff James, Anthony Kincaid
 Ticket Sellers: Moneet Davis, Christy Swaim
 Administrative Assistant: Jessica Lindsey-Shaw





JOHN P. MCCONNELL **MAJORITY OWNER, GOVERNOR**

John P. McConnell is chairman and chief executive officer of Worthington Industries. He is majority owner of the Columbus Blue Jackets National Hockey League franchise and chairman emeritus of the Columbus Blue Jackets Foundation. The foundation uses the unique resources of its professional athletes, coaches and staff to improve the quality of life throughout central Ohio.

McConnell is active in numerous community organizations and currently serves on the board of directors for OhioHealth. He has served on the boards of the Greater Columbus Chamber of Commerce, Nationwide Children's Hospital, the YMCA and the Columbus Zoological Association.

Worthington Industries is a leading global diversified metals manufacturing company with 2016 fiscal year sales of \$2.8 billion. Headquartered in Columbus, Ohio, Worthington is North America's premier value-added steel processor providing customers with wide ranging capabilities, products and services for a variety of markets including automotive, construction and agriculture; a global leader in manufacturing pressure cylinders for industrial gas and cryogenic applications, CNG and LNG storage, Cryogenic transportation and storage and alternative fuel tanks, oil and gas equipment, and consumer products for camping, grilling, hand torch solutions and helium balloon kits; and a manufacturer of operator cabs for heavy mobile industrial equipment; laser welded blanks for light weighting applications; automotive racking solutions; and through joint ventures, complete ceiling grid solutions; automotive tooling and stampings; and steel framing for commercial construction. Worthington employs approximately 10,000 people and operates 80 facilities in 11 countries.

Founded in 1955, the company operates under a long-standing corporate philosophy rooted in the golden rule. Earning money for its shareholders is the first corporate goal. This philosophy serves as the basis for an unwavering commitment to the customer, supplier, and shareholder, and as the company's foundation for one of the strongest employee-employer partnerships in American industry.





MIKE PRIEST

PRESIDENT, ALTERNATE GOVERNOR

Michael Priest was named president of the Columbus Blue Jackets on April 19, 2007. As the club's top business executive, he oversees all aspects of the franchise operations and serves as an alternate governor for the club on all National Hockey League-related matters. He has also served as the president of JMAC, Inc., the parent company of the Blue Jackets, since 2001.

Priest joined JMAC, Inc. as vice president, controller in 1996 and was promoted to vice president and chief financial officer in 1997. JMAC, Inc. is the private family holding company of John P. McConnell and the McConnell family, majority owner of the Blue Jackets. JMAC, Inc. also directs numerous investments and charitable activities for the McConnell family.

Priest began his career in 1986 with the public accounting firm of Meaden & Moore, CPAs. During his tenure with Meaden & Moore, he earned his Certified Public Accountant certificate and achieved partner level.

A native of south central Ohio, Priest graduated cum laude from The Ohio State University with a bachelor's degree in business administration in 1986. He currently serves on the board of directors for Delaware County Bank & Trust as well as the Executive Committee for the Greater Columbus Sports Commission. Priest is one of four managing board members for Columbus Arena Management, LLC (CAM). CAM is the management company for Nationwide Arena.





JOHN DAVIDSON **PRESIDENT OF HOCKEY OPERATIONS, ALTERNATE GOVERNOR**

John Davidson was named president of hockey operations and alternate governor of the Columbus Blue Jackets in October 2012 and in his role oversees all hockey operations activities. In his four seasons, Columbus has posted a 143-124-27 record (.532), including back-to-back 40-win campaigns in 2013-14 and 2014-15 and three consecutive winning seasons for the first time in franchise history from 2012-15. In 2013-14, the Blue Jackets went 43-32-7 (93 pts) to set franchise records for wins and points.

He joined the Blue Jackets after serving as the president of hockey operations of the St. Louis Blues from 2006-12. During his tenure, the Blues averaged 39 wins and 90 points, including a 49-22-11 record, 109 points and a Central Division title in 2011-12.

One of hockey's most respected figures and the current chairman of the Hockey Hall of Fame selection committee, Davidson has enjoyed a long and distinguished career that spans four decades. Prior to his successful stint with the Blues, he was the longtime analyst for New York Rangers games on Madison Square Garden Network (MSG), as well as various NHL national broadcast partners in the United States and Canada. His outstanding work during a 20-plus year broadcasting career earned him numerous honors.


In 2009, he received the prestigious Foster Hewitt Memorial Award for outstanding contributions as a hockey broadcaster by The Hockey Hall of Fame and was inducted on Nov. 9, 2009. The NHL and USA Hockey honored Davidson with the Lester Patrick Award for his contributions to ice hockey in the United States in March 2004. He also won two New York Emmy Awards for "Outstanding On-Camera Achievement" in 2001 and 1995 and was part of MSG's Rangers broadcast team that won the CableACE Award for "Outstanding Live Event Coverage" in 1994.

Davidson began his broadcast career with MSG in 1983 and then spent two years on the popular "Hockey Night in Canada" from 1984-86. He rejoined MSG prior to the 1986-87 season, beginning a partnership with Rangers play-by-play announcer Sam Rosen that concluded following the 2005-06 season. During that time, Davidson also served as NBC's analyst for the NHL All-Star Game from 1990-93 and was lead analyst for the network's hockey coverage at the 1992 (Albertville, France), 1994 (Lillehammer, Norway), 1998 (Nagano, Japan), 2002 (Salt Lake City) and 2006 (Torino, Italy) Winter Olympic Games. He worked for TBS at the 1990 Goodwill Games, contributed to ABC's coverage of the NHL in 1994 and served on the number-one broadcast team with Mike Emrick for FOX's coverage of the NHL regular season, All-Star Games and Stanley Cup Playoffs and Finals from 1995-1999.

In addition, his work included several All-Star Games and Stanley Cup Finals for OLN, ESPN and SportsChannel, the 1991 Canada Cup for "Hockey Night in Canada" and the 1996 World Cup of Hockey for FX. He served as ESPN's studio analyst for the 1993 Stanley Cup Playoffs. The 2005-06 season marked his final season in the broadcast booth on OLN (now NBC Sports Network) and NBC.

Davidson enjoyed a successful junior career as a goaltender with the Calgary Centennials prior to being selected by the Blues with their first pick, fifth overall, in the 1973 Entry Draft. That year, he became the first goaltender to go directly from junior hockey to the NHL as he appeared in 39 games with St. Louis during the 1973-74 season. After two years with the Blues, he joined the Rangers in June 1975 and went on to play eight seasons in New York. In 1978-79, he went 20-15-4 with a 3.52 goals-against average in 39 games and then went 11-7 with a 2.28 goals-against average in 18 playoff games to lead the Rangers to the Stanley Cup Finals. He was forced to retire due to injuries during the 1982-83 season.

Davidson was born on Feb. 27, 1953 in Ottawa, Ontario and raised in Calgary, Alberta. He and his wife, Diana, are the parents of two daughters, Lindsay and Ashley. The couple also has two grandsons.





GREG KIRSTEIN

SENIOR VICE PRESIDENT AND GENERAL COUNSEL

Greg Kirstein has been the senior vice president and general counsel of the Columbus Blue Jackets since 1998, when the then-NHL expansion franchise opened its doors for business. In that role, Kirstein serves on the Club's executive staff and oversees the team's legal and human resources departments. Kirstein joined the Club after practicing for 16 years as a litigator and sports lawyer. His law firm experience includes Vorys, Sater, Seymour and Pease (1982-87); Squire, Sanders and Dempsey (now Squire, Patton & Boggs) (1987-93) and Ray, Alton and

Kirstein (1993-98), while also representing Minor League Baseball's Columbus Clippers and the East Coast Hockey League's Columbus Chill.

A Pittsburgh native, Kirstein received his B.A. in Journalism from The Ohio State University in 1977 and spent three years as a sports writer with *The Pittsburgh Press* and *Miami Herald*. Kirstein graduated from the Duquesne University School of Law in 1982. He took a one-year hiatus from practicing law to serve as the assistant athletic director at Temple University from 1985-86.

Kirstein was also one of the original founders and board members of Chiller LLC, the parent company of the Blue Jackets' suburban ice rinks, and served as its president from 1998-2000. He is heavily involved in the community, serving for the past 10 years as the commissioner of the Capital Hockey Conference and serving statewide on the Hockey Advisory Committee for the Ohio High School Athletic Association.

Kirstein has also taught sports law at Ohio State's Moritz College of Law for the past five years and serves as the secretary of the Columbus Blue Jackets Foundation (including two stints as interim executive director). In 2012, Columbus Business First named him its Top Corporate Counsel.

In Pittsburgh, he has served as a member of Duquesne's Athletic Fund since 2008.

He and his wife, Joyce, reside in Dublin and are the parents of adult children, Katie and Matt.



T.J. LAMENDOLA

SENIOR VICE PRESIDENT AND CHIEF FINANCIAL OFFICER

T.J. LaMendola joined the Columbus Blue Jackets in 1999 as director of finance and was named chief financial officer for the organization in July 2001. His responsibilities include the oversight of budgeting, forecasting, financial reporting, internal controls, risk management and information technology for the Blue Jackets. In addition to his duties with the club, he also serves as the treasurer for the Columbus Blue Jackets Foundation and is a member of the National Hockey League Pension Society Board of Directors.

LaMendola came to the Blue Jackets from Karrington Health Inc., where he served as the controller for the \$50 million public company and was responsible for day-to-day finances from 1997-99. He began his career in public accounting with Deloitte & Touche LLP and spent nearly five years specializing in both manufacturing and service organizations.

A native of Dayton, Ohio, LaMendola attended Miami University in Oxford and earned a bachelor's degree in accounting in 1992. He became a Certified Public Accountant a year later.

He and his wife, Sue, are the parents of three sons, Nicholas, Christopher and Andrew. The family resides in Dublin.



CAMERON SCHOLVIN

SENIOR VICE PRESIDENT AND CHIEF REVENUE OFFICER

Cameron Scholvin is the senior vice president and chief revenue officer for the Columbus Blue Jackets. He rejoined the organization in August 2016 after previously serving as the club's senior vice president of corporate development from 2008-12.

Scholvin spent the past four years as the regional vice president, Midwest region for IMG College. In that role, he oversaw relationships with 14 universities, including BCS schools Ohio State, Michigan, Nebraska, Notre Dame, Kansas and Cincinnati, as well as the Mid-American Conference. He managed IMG College's sponsorship development and partnership marketing efforts to help build the university partner brands while driving significant revenue to the schools.

In his previous stint with the Blue Jackets, he was responsible for the coordination of all sales and service initiatives in the areas of corporate partnerships and premium seating. Scholvin joined the club after spending 11 years with the Orlando Magic, where he served as vice president of corporate partnerships for both the NBA franchise and its official training facility, the RDV Sportsplex. He began his tenure with the Magic as a member of the corporate sales team before being elevated to director of the department.

The Muncy, Pennsylvania native is a graduate of Princeton University. Currently residing in Columbus, he and his wife, Rebekah, are the parents of sons, Tate, Charles, Maverick, and daughter, Elizabeth.

EXECUTIVE STAFF



JOE ANDRADE **VICE PRESIDENT OF TICKET SALES AND SERVICE**

Joe Andrade was named the vice president of ticket sales and service for the Columbus Blue Jackets in April 2013. He currently oversees strategy, recruiting, sales training and development for all ticket sales and service.

Before joining the Blue Jackets, Andrade spent the previous five years as the senior director of ticket sales for the National Basketball Association's Orlando Magic from 2008-13. Prior to his stint with the Magic, he worked for the Los Angeles Clippers, serving as the director of ticket sales from 2004-08. He also held similar positions with the Miami Heat and New Orleans Hornets. Andrade's sales experience in major league sports also includes time as the director of inside sales and group sales for Major League Baseball's Tampa Bay Rays.

A native of Cohasset, Massachusetts, Andrade received a bachelor's degree in sports management from the University of Massachusetts in 1997.

He and his wife, Liz, have been proud foster parents through the Bair Foundation for the past two years and currently reside in Dublin.



KATHRYN DOBBS **VICE PRESIDENT OF COMMUNITY RELATIONS AND EXECUTIVE DIRECTOR,** **COLUMBUS BLUE JACKETS FOUNDATION**

Kathryn Dobbs is the vice president of community relations for the Columbus Blue Jackets and leads the team's philanthropic arm as executive director of the Columbus Blue Jackets Foundation. In this dual role, Dobbs directs all aspects of the franchise's community-centric activities including fundraising, grant-making, community outreach, and volunteerism.

Prior to joining the Blue Jackets, Dobbs most recently served as vice president of philanthropy for YMCA of Central Ohio. Previously, the University of North Georgia graduate spent more than a dozen years as a senior-level executive with the YMCA organization in multiple locations around the United States. During her tenure within the YMCA organization, Dobbs guided over 30 boards of directors to train and engage volunteers in cause-driven programs and executed nationally and internationally recognized marketing and fundraising campaigns. Dobbs' scope of experience also includes the development and management of innovative fundraising and promotional programs, multi-channel communication campaigns, and high-profile events.

Before entering the non-profit sector, Dobbs oversaw marketing communications for PECO II, Inc., a Galion, Ohio-based manufacturer and distributor of power systems to high-profile telecommunications carriers. While living in Galion, she served in a variety of volunteer capacities as a board member for the Galion Area United Way.

Dobbs is a native of Thunder Bay, Ontario and currently lives in suburban Columbus with her daughter, Myah.



MARC GREGORY **VICE PRESIDENT OF DIGITAL MARKETING AND MEDIA**

Marc Gregory was named the vice president of digital marketing and media for the Columbus Blue Jackets in July 2011. In his current role, he is responsible for the club's overall digital strategy including website, social media, mobile initiatives, customer relationship management, research and analytics. In addition, Gregory oversees the club's broadcast department and partnerships with television rights holder FOX Sports Ohio, flagship station Sports Radio 97.1 The Fan, and Blue Jackets Radio Network affiliates.

Gregory joined the organization as director of advertising and promotions in 1999, was promoted to executive director of marketing in 2004 and was named vice president of marketing in May 2006.

Gregory came to Columbus after spending five years with the LPGA's Giant Eagle Classic. He began his stint as a sales/marketing and operations coordinator before serving as the senior tournament coordinator directing the sales, marketing, public relations and operations efforts surrounding the event.

A native of Youngstown, Ohio, Gregory is a 1994 graduate of the University of Michigan, where he served as the hockey sports information director while working in the university's athletic department.

He and his wife, Melissa, are the parents of daughters, Emerson and Kellyn, and son, Vincent. The family resides in Powell.



J.D. KERSHAW

VICE PRESIDENT OF MARKETING

J.D. Kershaw was named vice president of marketing for the Columbus Blue Jackets in July 2011 and oversees the organization's event and partnership marketing efforts, as well as its advertising, creative services and promotions initiatives. He joined the organization prior to the inaugural 2000-01 season as the director of fan development and was promoted to director of marketing & fan development in 2006.

Kershaw joined the Blue Jackets after spending two years working for the National Hockey League's European office from 1998-2000. Prior to that, he served as a marketing manager for the San Jose Sharks from 1994-97.

A native of Niagara Falls, Ontario, Kershaw received a bachelor's degree in public policy from Hamilton College, where he was also a member of the school's hockey team.

He and his wife, Kimberly, are the parents of a son, Trebor, and daughters, Jadia and Clara Mac. The family resides in Lewis Center.



TODD SHARROCK

VICE PRESIDENT OF COMMUNICATIONS AND TEAM SERVICES

Todd Sharrock serves as the vice president of communications and team services for the Columbus Blue Jackets. In his role, he is responsible for the club's media relations and publicity initiatives, editorial content and the production of team publications, as well as team services efforts that include the coordination of team travel, player relocation and serving as a liaison between the club's business and hockey operations departments.

Sharrock joined the Blue Jackets in February 2000 as director of communications, was named executive director of communications in July 2005 and promoted to vice president of public relations in May 2006. In addition to his current responsibilities, he has been actively involved in the club's community relations programs, as well as the development and implementation of its website operations and social media initiatives.

Sharrock came to Columbus after spending five seasons with the International Hockey League's Houston Aeros from 1994-99. He also served as a media relations consultant for Houston NFL Holdings LLC during its successful bid to acquire an expansion National Football League franchise (Texans). Prior to his stint in Houston, he served as the assistant director of public relations for the NHL's Dallas Stars during the 1993-94 season and began his career as director of public relations with the Dallas Freeze of the Central Hockey League in 1992.

A native of Galion, Ohio, Sharrock attended The Ohio State University, where he earned a bachelor's degree in journalism and a master's degree in sport management and was a student assistant in the sports information office.

He currently serves on the Board of Commissioners for the Greater Columbus Sports Commission and is a past member of the National Hockey League Public Relations Advisory Council.

He and his wife, Krystal, are the parents of a son, Landry, and daughter, Maggie. The family resides in New Albany.

HOCKEY OPERATIONS





JARMO KEKALAINEN

GENERAL MANAGER

Jarmo Kekalainen was named the third general manager in Columbus Blue Jackets history on February 13, 2013. Since his arrival, the Blue Jackets have enjoyed their best stretch in club history, posting back-to-back 40-win campaigns in 2013-14 and 2014-15 and three-straight winning seasons for the first time in franchise history from 2012-15. The Jackets finished 42-35-5 (89 pts.) in 2014-15, following a franchise record-breaking 2013-14 season in which they set club records for wins and points with a 43-32-7 mark (93 pts.). In 2012-13, Columbus posted the highest-winning percentage in franchise history at .573 with a 24-17-7 mark.

Kekalainen, who was assistant general manager for Finland at World Cup of Hockey 2016, served in the same capacity at the 2014 Olympic Games in Sochi, Russia and helped the squad win a bronze medal. He arrived in Columbus after serving as the president and general manager of Jokerit in the Finnish Elite League from 2010-13.

Prior to his stint with Jokerit, Kekalainen spent eight seasons with the St. Louis Blues from 2002-10. He joined the Blues as director of amateur scouting and was named assistant general manager and director of amateur scouting in 2005. In that role, he was involved in all facets of hockey operations, including professional scouting efforts and overseeing the club's amateur scouting and draft preparations. During his eight years in St. Louis, the Blues drafted players such as David Backes, Roman Polak, David Perron, T.J. Oshie, Patrik Berglund and Alex Pietrangelo.

Kekalainen was a member of the Ottawa Senators organization from 1995 to 2002, serving as director of player personnel for three years and also overseeing the amateur draft and the club's scouting efforts in Europe. While working with the Senators, he also served as general manager of IFK Helsinki in the Finnish Elite League from 1995 to 1999 and led the club to the league championship in 1998.

As a player, Kekalainen appeared in 55 career NHL games with the Senators and Boston Bruins during a six-year career. A left wing, he scored five goals and added eight assists for 13 points with 28 penalty minutes, including a career-high 1-5-6 and 14 penalty minutes in 28 games with the Senators during the 1993-94 season. He also played in the American Hockey League and his native Finland before wrapping up his playing career with Vasteras IK in the Swedish Elite League in 1994-95.

Before signing with the Bruins, Kekalainen played two seasons at Clarkson University from 1987-89. He was named to the Eastern Collegiate Athletic Conference First All-Star Team after tallying 19-25-44 and 47 penalty minutes in 31 games during the 1988-89 season. He also represented Finland at the 1986 World Junior Championships and the 1991 Canada Cup Tournament.

Kekalainen was born on July 3, 1966 in Tampere, Finland. He has a bachelor's degree in management from Clarkson University and a master's in business marketing from the University of Tampere.

He and his wife, Tiina, are the parents of daughters, Emilia and Sofia.





BILL ZITO **ASSISTANT GENERAL MANAGER**

Bill Zito was named assistant general manager of the Columbus Blue Jackets on Aug. 12, 2013 and brings nearly three decades of experience encompassing a variety of aspects of the game of hockey to the organization. Since joining the Blue Jackets, he has been an integral part of the club's management team in the areas of contract negotiations, scouting and player evaluation, salary cap management and budgeting. He also is the general manager of the 2016 Calder Cup champion Lake Erie Monsters, Columbus' American Hockey League affiliate, and was a member of the management team for the USA Hockey National Team that won a bronze medal at the 2015 IIHF World Hockey Championships.

Zito joined the Blue Jackets after using scouting as a platform to build Acme World Sports into one of the top hockey agencies in the business. In 2013, *Forbes* ranked Acme as the eighth-most valuable hockey agency in the world with almost \$200 million in contracts under management. In 2007, *The Hockey News* lauded Zito in their "genius" issue for his scouting prowess, noting his ability to uncover late-round or undrafted, lesser-known players as well as the top picks. As the agency's founder and president, he represented players such as Vezina Trophy and Conn Smythe Trophy winner Tim Thomas, Vezina Trophy winner Tuukka Rask, Vezina Trophy finalist Antti Niemi and All-Stars Kimmo Timonen and Brian Rafalski.

He is a graduate of Yale University, where he played varsity hockey from 1984-87. After a one-year stint playing hockey in Europe, Zito attended law school at the University of Wisconsin and during that time served as an assistant coach for the Badgers hockey team. Upon earning his law degree, he practiced appellate litigation and sports law in Chicago before founding Acme in 1995.

Zito was born on September 16, 1964 in Pittsburgh, Pennsylvania. He and his wife, Julie, are the parents of twin daughters, Gigi and Frankie, and son, Billy.



BASIL McRAE **DIRECTOR OF PLAYER PERSONNEL**

Basil McRae was named the Blue Jackets' director of player personnel on July 6, 2016, rejoining the club after originally serving as a scout in 2013-14.

McRae, who has been a part owner of the Ontario Hockey League's London Knights since 2000, also spent the past two years as alternate governor and general manager of the club. Last season, London captured OHL and Memorial Cup championships. Prior to his original stint in Columbus, McRae served as a scout for the St. Louis Blues for five seasons.

In addition to nearly two decades of scouting experience, McRae played 16 seasons in the NHL between 1981-96, registering 53 goals and 83 assists for 136 points with 2,453 penalty minutes in 576 games with the Quebec Nordiques, Toronto Maple Leafs, Detroit Red Wings, Minnesota North Stars, Tampa Bay Lightning, St. Louis Blues and Chicago Blackhawks. The Beaverton, Ontario native was a fifth round pick of Quebec in the 1980 NHL Draft.

He and his wife, Jill, are the parents of son, Philip, and daughter, Alexandra.



JOSH FLYNN **DIRECTOR OF HOCKEY ADMINISTRATION**

Josh Flynn is the director of hockey administration for the Columbus Blue Jackets. He is responsible for assisting in all facets of the hockey operations department, including salary cap management, contract negotiations and research, salary arbitration, statistical research and strategic planning, and he is the club's liaison to the National Hockey League regarding matters pertaining to the NHL-NHLPA collective bargaining agreement.

Flynn joined the Blue Jackets hockey operations department in June 2008 after spending the previous two seasons with KO Sports Agency in Denver, Colorado, where he worked on contract negotiations for several NHL players represented

by the agency.

Flynn was born on December 8, 1982 in Toronto, Ontario. He received a bachelor's degree in political science from the University of Toronto in 2004 and earned his Juris Doctorate from the Sturm College of Law at the University of Denver in 2007.



BLAKE GEOFFRION **ASSISTANT GENERAL MANAGER, CLEVELAND MONSTERS**

Blake Geoffrion was named assistant general manager of the Cleveland Monsters on July 19, 2016 after spending two of the past three seasons as a professional scout with the Blue Jackets.

The native of Brentwood, Tennessee registered eight goals and five assists for 13 points with 34 penalty minutes in 55 career NHL games with the Nashville Predators and Canadiens from 2010-12. He also appeared in 84 AHL games with Milwaukee and Hamilton, notching 21-43-64 and 59 penalty minutes.

Nashville's first pick, 56th overall, in the 2006 NHL Draft, Geoffrion collected 55-59-114 and 147 career NCAA games in four seasons at the University of Wisconsin from 2006-10. Geoffrion won the Hobey Baker Award as the top collegiate player in the nation in 2009-10 after recording 28-22-50 in 40 games for the Badgers in 2009-10. He also helped Team USA capture bronze at the 2007 IIHF World Junior Championships and gold at the 2006 IIHF World U18 Championships. He and his wife, Katelyn, reside in Chicago.



FREDRIK MODIN HOCKEY OPERATIONS ADVISOR

Former Columbus Blue Jackets forward Fredrik Modin joined the organization as a hockey operations advisor prior to the 2015-16 season.

Modin notched 232-230-462 and 453 penalty minutes in 898 career NHL games with the Blue Jackets, Toronto Maple Leafs, Tampa Bay Lightning, Los Angeles Kings, Atlanta Thrashers and Calgary Flames. He appeared in 176 games with Columbus between 2006-10 and tallied 39-46-85 and 110 penalty minutes while also serving as an alternate captain from 2008-10. He spent six seasons with the Lightning, collecting 145-141-286 and 224 penalty minutes in 445 games from

1999-2006, helping the club capture the franchise's first Stanley Cup in 2004.

Toronto's third pick, 64th overall, in the 1994 Draft, Modin played in two seasons with Brynass IF Gavle in the Swedish Hockey League before beginning his NHL career with the Maple Leafs in 1996-97. He also represented Sweden at various world tournaments, becoming a member of the Triple Gold Club after capturing gold at the 1998 IIHF World Championships and 2006 Olympic Games to go with the Stanley Cup in 2004. Modin also participated at the 2010 Olympics and 1996, 2000 and 2001 IIHF World Championships.

He and his wife, Linda are the parents of son, Jesper, and daughter, Ida. The family resides in Dublin, Ohio.



VILLE SIREN DIRECTOR OF AMATEUR SCOUTING

Ville Siren was named director of amateur scouting of the Columbus Blue Jackets on July 6, 2016 after serving as the club's head amateur scout since joining the club on July 8, 2013.

Siren spent nine seasons as a member of the St. Louis Blues scouting staff from 2003-13. During that time, he was instrumental in the club's selection of current NHL players such as Vladimir Tarasenko (1st Rd., 2010), Lars Eller (1st Rd., 2007), Patrik Berglund (1st Rd., 2006), Nikita Nikitin (5th Rd., 2004) and Roman Polak (6th Rd., 2004).

Prior to joining the Blues, he spent the 2002-03 season working with Tampere of the Finnish Elite League and scouted for the Washington Capitals from 1999-2002. A defenseman, Siren was selected by the Hartford Whalers in the second round, 23rd overall, of the 1983 NHL Draft and made his NHL debut with the Pittsburgh Penguins during the 1985-86 season. He went on to register 14 goals and 68 assists for 82 points with 276 penalty minutes in 290 career NHL games with the Penguins and Minnesota North Stars from 1985-90.

He also played nine seasons in Finland, Sweden and Switzerland before retiring in 1999, and represented Finland in numerous international competitions including the 1984 and 1992 Olympic Games, 1987 and 1991 Canada Cup tournaments, 1983 and 1984 World Junior Championships and 1985, 1991 and 1993 World Championships. Siren was born on Feb. 11, 1964 in Tampere, Finland. He is the father of a son, Viktor.



JOSEF BOUMEDIENNE DIRECTOR OF EUROPEAN SCOUTING

Josef Boumedienne was promoted to director of European scouting on July 6, 2016 after originally joining the Blue Jackets as its European scout on July 8, 2013.

Boumedienne retired from hockey in 2013 following a 17-year playing career in North America and Europe that concluded with HC Slovan Bratislava in the Kontinental Hockey League. After being selected by New Jersey in the fourth round, 91st overall, in the 1996 NHL Draft, he played in the NHL and American Hockey League from 2000-04 and 2007-09, collecting 4-12-16 and 36 penalty minutes in 47 career NHL games with New Jersey, Tampa Bay and Washington

and 33-143-176 and 443 penalty minutes in 295 career AHL games. He also played in Sweden, Finland, Switzerland and Russia during his career and represented Sweden at the 1997 and 1998 World Junior Championships.

Boumedienne was born on Jan. 12, 1978 in Stockholm, Sweden. He and his wife, Petra, are the parents of three sons, Sami, Sascha and Wilson.



CHRIS MOREHOUSE ASSISTANT DIRECTOR OF AMATEUR SCOUTING

Chris Morehouse was named assistant director of amateur scouting of the Columbus Blue Jackets on July 6, 2016. He most recently served as a pro scout for the club after originally joining the Jackets' scouting department as an amateur scout in 2013.

Morehouse joined the Blue Jackets after graduating from St. Thomas University in Fredericton, New Brunswick. As a player, Morehouse spent three seasons with the Moncton Wildcats of the Quebec Major Junior Hockey League from 2005-08. He played professionally for two seasons in the ECHL and Central Hockey League from 2009-11 before playing

two seasons and earning his degree at St Thomas.

Morehouse is a native of Saint John, New Brunswick. He currently lives in Canton, Michigan with his wife, Ashley, their son, Judson, and their two dogs.



SCOTT HARRIS SCOUTING COORDINATOR

Scott Harris was named scouting coordinator for the Columbus Blue Jackets in July 2014. In his current role, he works with hockey operations management and the scouting staff on scouting-related activities including: overseeing the department's scouting tools, scouting staff schedules, player information gathering and the scouting of amateur players in North America and Europe.

Harris graduated from Memorial University of Newfoundland with a bachelor's degree in sport recreation and a minor in business. He originally joined the Blue Jackets in May 2007 as a hockey operations intern, was hired as an assistant video scout in November 2008 and a year later became the organization's first amateur video scout. During his tenure with the Blue Jackets, he has been instrumental in the development and growth of the club's amateur video scouting efforts.

Harris was born on August 18, 1986 in Charlottetown, Prince Edward Island. He currently lives in Columbus with his wife, Allison, daughter, Madelyn, and son, Li.



MIKE ANTONOVICH AMATEUR SCOUT

Mike Antonovich joined the Columbus Blue Jackets as an amateur scout in 2014. Prior to joining Columbus, he served as an amateur scout with the St. Louis Blues from 1997-2014 and served as an assistant coach in the International Hockey League, coaching the Minnesota Moose in 1995-96 and Phoenix Roadrunners in 1996-97.

He played 14 seasons as a professional between 1972-96 and recorded 10 goals and 15 assists for 25 points with 37 penalty minutes in 87 career NHL games with the Minnesota North Stars, Hartford Whalers and New Jersey Devils from 1975 to 1984.

Selected by the Minnesota North Stars with their eighth selection, 113th overall, at the 1971 NHL Draft, he spent most of his career in the WHA, tallying 182-188-370 and 195 penalty minutes in 486 career games with the Minnesota Fighting Saints, Edmonton Oilers and New England Whalers from 1972-79 after playing at the University of Minnesota for three seasons.

He is a native of Calumet, Minnesota.



MARSHALL DAVIDSON AMATEUR SCOUT

Marshall Davidson was hired by the Blue Jackets as an amateur scout on July 16, 2013. He had spent the previous five seasons serving in a similar capacity within the St. Louis Blues organization.

A native of Calgary, Alberta, Davidson has extensive coaching experience, having been involved with various Bantam and Midget AAA programs in western Canada for over 25 years. He served behind the bench alongside current president and CEO of Hockey Canada, Tom Renney, with the Columbia Valley Rockies of the Kootenay International Jr. Hockey

League for several years, helping to guide the team to back-to-back Keystone Cup championships in the late-1980s. Marshall and his wife, Barb, have two children, Heather and Robbie.



PETER DINEEN PRO SCOUT

Peter Dineen has served as a pro scout for the Columbus Blue Jackets since 1999. Prior to joining the organization, he served as a pro scout for the Boston Bruins from 1997-99. He spent the previous three seasons as the director of player personnel for the Houston Aeros of the International Hockey League.

The Ottawa, Ontario native served a one-year stint as the head pro scout for the Florida Panthers in 1993-94 and also served in scouting roles with the Philadelphia Flyers and Minnesota North Stars.

A former eighth round pick by the Flyers in the 1980 Draft, Dineen spent much of his 11-year career in the AHL and also logged games in the NHL with the Los Angeles Kings and Detroit Red Wings.

Dineen comes from a very respected hockey family. His father, Bill, is a longtime scout who served as head coach of the Flyers and World Hockey Association Houston Aeros and won a pair of Stanley Cup championships as a player with the Detroit Red Wings (1954, 1955). His brothers, Kevin, Gord, Shawn and Jerry all played professionally and remain active in the game. He and his wife, Brandy, are the parents of a daughter, Bailee, and reside in Lake George, New York.



GREG DRESCHEL

AMATEUR SCOUT

Greg Dreschel joined the Columbus Blue Jackets as an amateur scout in August 2011 after spending the previous eight years at Clarkson University, most recently serving as associate head coach. During that time he helped the Golden Knights win one ECAC regular season title, a league tournament championship and a pair of berths in the NCAA tournament.

Prior to his arrival at Clarkson, he was a member of the Los Angeles Kings scouting staff from 1996-03, including serving as the assistant director of amateur scouting from 2000-03. He began his coaching career as an assistant at Clarkson from 1989-93 before stints at Miami (Ohio) University in 1993-94 and at the University of Denver from 1994-96.

Dreschel is a 1988 graduate of Colgate University, where he earned a bachelor's degree in psychology and registered 52-78-130 and 216 penalty minutes in 128 career games. He and his wife, Sandy, are the parents of daughters, Madeline and Hannah. The family resides in Potsdam, New York.



NIKLAS EVERTSSON

AMATEUR SCOUT

Niklas Evertsson joined the Columbus Blue Jackets in 2012 and serves as an amateur scout, primarily evaluating players at all levels in his native Sweden. He enjoyed a 12-year playing career primarily in Sweden between 1994-06. He spent the 2003-04 season playing in France. Evertsson was born on Mar. 22, 1976 in Varberg, Sweden. He and his wife, Lena, are the parents of a daughter, Linn. The family resides in Angelholm, Sweden.



BOB HALKIDIS

PRO SCOUT

Bob Halkidis joined the Columbus Blue Jackets as a professional scout in July 2013. He played 16 seasons as a professional between 1985-01 and registered eight goals and 32 assists for 40 points with 825 penalty minutes in 256 career NHL games with Buffalo, Los Angeles, Toronto, Detroit, Tampa Bay and the New York Islanders from 1985 to 1996.

A defenseman and forward, Halkidis was selected by the Buffalo Sabres in the fourth round, 81st overall, at the 1984 NHL Draft and made his NHL debut with the Sabres during the 1985 Stanley Cup Playoffs. He was part of three championship teams in three different leagues during his career, winning the 1987 Calder Cup (AHL) with Rochester, 1996 Turner Cup (IHL) with Utah and a title in Finland in 1998 with HIFK Helsinki. A native of Toronto, Ontario, Halkidis resides in Charlotte, North Carolina with his wife, Stacy, sons, Beau and Brennan, and daughter, Haley.



JOHN HILL

PRO SCOUT

John Hill has been a member of the Blue Jackets' scouting department since the 2011-12 season. Prior to joining the Jackets, he spent six years as an assistant coach at the University of Minnesota. From 2001-05, Hill was the head coach at the University of Alaska Anchorage. Hill posted a 39-89-21 record in four years as head coach of his alma mater and was a finalist for the Spencer Penrose Award as the nation's top coach at the conclusion of his first season in 2001-02.

Hill spent the 1999-2000 and 2000-01 campaigns as assistant coach at Minnesota after having spent the previous four seasons as an assistant on Colorado College's coaching staff. Prior to his time at Colorado College, he was an assistant coach and recruiting coordinator at Alaska Anchorage from 1991-95. A native of Hampton, Virginia, Hill began coaching full-time with the Dubuque Fighting Saints of the United States Hockey League from 1989-91. In his second season, he guided Dubuque to 22 wins and a berth in the National Junior 'A' Tournament.

A 1988 graduate of UAA, Hill holds a bachelor of science degree in physical education. On the ice, he led the Seawolves to a 23-6-1 record in 1983-84 and collected 60-61-121 during his four-year career. He played one season of professional hockey with the Virginia Lancers and Carolina Thunderbirds of the Atlantic Coast Hockey League and earned second team ACHL All-Star honors after recording 48-48-96 in 58 games in 1985-86.

SCOUTING STAFF



SAM MCMASTER PRO SCOUT

Sam McMaster was named a pro scout for the Columbus Blue Jackets in August 2011. He has been a member of the Blue Jackets organization since 1999, serving as an amateur scout prior to his promotion.

A highly respected judge of talent with over 20 years of NHL experience working in hockey operations for several teams, McMaster served as the general manager of the Los Angeles Kings from 1994-97. He also spent many successful years as an administrator in junior hockey.

While working in the Ontario Hockey League, he served as the general manager of the Sudbury Wolves and the Sault Ste. Marie Greyhounds, helping his teams to 10 playoff berths in 11 seasons, three regular season championships and one playoff championship. A native of Vancouver, British Columbia, he and his wife, Colleen, reside in Phoenix, Arizona.



MILAN TICHY AMATEUR SCOUT

Milan Tichy has been a member of the Blue Jackets scouting staff since 1999, serving as a part-time European scout from 1999-2008 before being promoted to full-time amateur scout in 2008. He scouts players in the Czech Republic, Slovakia, Finland, Russia, Sweden and Germany. Prior to joining the Blue Jackets, he served as a part-time amateur European scout for the Nashville Predators.

Tichy was the Chicago Blackhawks' eighth pick, 153rd overall, in the 1989 Entry Draft. He made his NHL debut in 1992-93 with the Blackhawks. He registered five assists and 40 penalty minutes in 23 career games with the Blackhawks and New York Islanders spanning 1992-1996. A back injury in 1996 forced him to retire from hockey.

Prior to making his NHL debut, Tichy spent four seasons in the International Hockey League from 1991-96, totaling 32-103-135 and 206 penalty minutes in 190 career games with the Indianapolis Ice and Denver Grizzlies. He registered a career high 18-36-54 and 90 penalty minutes in 71 games during the 1994-95 season, including 4-9-13 and 12 penalty minutes in 17 playoff games to help the Grizzlies win the Turner Cup. He spent the 1993-94 season with the Moncton Hawks of the American Hockey League, collecting 1-20-21 and 103 penalty minutes in 48 games, while adding 3-3-6 in 20 playoff games to help the Hawks reach the Calder Cup Final.

Tichy spent the 1987-1991 seasons playing in the Czech Elite League for Plzen and Trencin. He also represented the National Team in 1990-91. In 1989, he helped Team Czechoslovakia win the bronze medal at the World Junior Championships. He was also named to the tournament's All-Star Team.

Tichy, and his wife, Michaela, are the parents of sons, Jeremy and Nicholas.



TOM BARK
Hockey Operations Analyst



SIMON BARRETTE
Amateur Scout




DEREK GINNELL
Amateur Scout



LEE HARRIS
Skating Consultant




CRAIG HARTSBURG
Scout



STEPHANE LEBLANC
Amateur Scout



DOUG MacDONALD
Pro Scout



PHIL MCRAE
Amateur Scout



ROB RILEY
Amateur Scout



JIM VIERS
Pro Video Coordinator



JOHN TORTORELLA HEAD COACH

John Tortorella was named head coach of the Columbus Blue Jackets on October 21, 2015. He has compiled a 480-408-123 record (.536 winning percentage) in 1,011 games during his NHL coaching career with the Tampa Bay Lightning, New York Rangers, Vancouver Canucks and Blue Jackets. His teams have qualified for the Stanley Cup Playoffs eight times and he led the Lightning to the 2004 Stanley Cup championship and the Rangers to the 2012 Eastern Conference Final.

The Boston native ranks first all-time among U.S.-born coaches in NHL wins and in March 2013 became the 30th coach in NHL history to record 400 wins. On Mar. 19, 2016, he became the 26th coach in League history to reach 1,000 games as a head coach in a 6-3 win over the New Jersey Devils.

Tortorella began his NHL coaching career with Tampa Bay and compiled a 239-222-74 record in 535 games during six-plus seasons with the club from 2001-08. He led the Lightning to the Southeast Division title in 2002-03 and 2003-04. In the latter campaign, he won the Jack Adams Award as the NHL's Coach of the Year as the club went 46-22-14 (106 points) and won the Stanley Cup.

He joined the Rangers in February 2009 and posted a 171-118-30 record in 319 games with the club, including a four-game stint as interim coach during the 1999-00 season. He led New York to the playoffs on four occasions and ranks fourth on the club's all-time wins list and is fifth in games coached. In 2011-12, he guided the Rangers to the third-best regular season in franchise history with a 51-24-7 mark (109 points) and a spot in the Eastern Conference Final. He joined the Canucks prior to the 2013-14 campaign and guided the club to a 36-35-11 mark.

Internationally, Tortorella served as head coach for Team USA at the World Cup of Hockey 2016 and was an assistant coach with Team USA at the 2010 Olympic Games, helping the club capture a silver medal. He also served as head coach at the 2008 World Championships and was an assistant coach for Team USA at the 2005 World Championships.

He began his coaching career in 1986-87 with the Virginia Lancers of the Atlantic Coast Hockey League, leading the club to a championship and winning Coach of the Year honors in back-to-back seasons in 1986-87 and 1987-88. He returned to coaching with the American Hockey League's Rochester Americans from 1995-97 and won the 1996 Calder Cup championship in his first season. He went on to serve as an assistant coach with the Buffalo Sabres, Phoenix Coyotes and Rangers.

As a player, Tortorella was a member of the Salem State College team before transferring to the University of Maine, where he spent three seasons. During the 1981-82 season, Tortorella played for Kristianstads IK in Sweden before returning to play in the ACHL with the Hampton Roads Gulls, Erie Golden Blades and Virginia Lancers.

Tortorella was born on June 24, 1958. He and his wife, Christine, are the parents of daughter, Brittany, and son, Dominick. Actively involved in the community, Tortorella and his family support numerous causes through The John and Christine Tortorella Family Foundation. Animal rescue and fundraising for local shelters is a passion for the Tortorella family.

CAREER RECORD

REGULAR SEASON

PLAYOFFS

YEAR	TEAM	LEAGUE	GP	W	L	OT	PTS.	PCT.	RESULTS
1986-87	Virginia	ACHL	58	36	19	3	75	.647	Won ACHL Championship
1987-88	Virginia	AAHL	43	37	5	1	75	.872	Lost in League Final
1995-96	Rochester	AHL	80	37	34	9	83	.519	Won Calder Cup
1996-97	Rochester	AHL	80	40	30	10	90	.563	Lost in Second Round
1999-00	NY Rangers	NHL	4	0	3	1	1	.125	Did not qualify
2000-01	Tampa Bay	NHL	43	12	27	4	28	.326	Did not qualify
2001-02	Tampa Bay	NHL	82	27	40	15	69	.421	Did not qualify
2002-03	Tampa Bay	NHL	82	36	25	21	93	.567	Lost in East Conf. Semifinals
2003-04	Tampa Bay	NHL	82	46	22	14	106	.646	Won Stanley Cup
2005-06	Tampa Bay	NHL	82	43	33	6	92	.561	Lost in East Conf. Quarterfinals
2006-07	Tampa Bay	NHL	82	44	33	5	93	.567	Lost in East Conf. Quarterfinals
2007-08	Tampa Bay	NHL	82	31	42	9	71	.433	Did not qualify
2008-09	NY Rangers	NHL	21	12	7	2	26	.619	Lost in East Conf. Quarterfinals
2009-10	NY Rangers	NHL	82	38	33	11	87	.530	Did not qualify
2010-11	NY Rangers	NHL	82	44	33	5	93	.567	Lost in East Conf. Quarterfinals
2011-12	NY Rangers	NHL	82	51	24	7	109	.665	Lost in East Conf. Finals
2012-13	NY Rangers	NHL	48	26	18	4	56	.583	Lost in East Conf. Semifinals
2013-14	Vancouver	NHL	82	36	35	11	83	.506	Did not qualify
2015-16	Columbus	NHL	75	34	33	8	76	.507	Did not qualify
CBJ Totals			75	34	33	8	76	.507	
NHL Totals			1,011	480	408	123	1,083	.536	
AHL Totals			160	77	64	19	173	.541	



BRAD LARSEN **ASSISTANT COACH**

Brad Larsen joined the Columbus Blue Jackets as an assistant coach on June 16, 2014 after spending two seasons as head coach of the Springfield Falcons, the club's then American Hockey League affiliate.

Originally hired by the Falcons as an assistant coach prior to the 2010-11 season, Larsen was promoted to head coach on May 21, 2012 and guided the club to a 92-45-15 record and a pair of Northeast Division titles in his two campaigns behind the bench. In his first year, he led Springfield to a 45-22-9 record (99 pts.), which represented a 21-point improvement over the previous season. The Falcons posted the first 100-point campaign in franchise history in 2013-

14, finishing with the AHL's third-best record at 47-23-6 (100 pts.).

Larsen enjoyed a 13-year playing career that saw him register 19 goals and 29 assists for 48 points and 134 penalty minutes in 294 NHL games with the Colorado Avalanche and Atlanta Thrashers. He also appeared in 384 career AHL contests before retiring at the end of the 2009-10 season.

Larsen was born on June 28, 1977 in Nakusp, British Columbia. He and his wife, Hannah, are the parents of a son, Ty, and daughter, Faith. The family resides in New Albany.



BRAD SHAW **ASSISTANT COACH**

Brad Shaw was named assistant coach of the Columbus Blue Jackets on June 17, 2016, joining the club after spending the past 10 years with the St. Louis Blues. He served as an assistant coach from 2006-12 and associate coach from 2012-16. During his tenure in St. Louis, he helped the club to six appearances in the Stanley Cup Playoffs in the past eight years, including each of the past five seasons, and a berth in the Western Conference Final in 2015-16.

Shaw joined the Blues after serving as an assistant coach and interim head coach with the New York Islanders in 2005-06. He spent the previous three seasons as head coach of the Cincinnati Mighty Ducks, Anaheim's American Hockey League affiliate, leading the club to a pair of appearances in the Calder Cup Playoffs and a 44-31-4-1 record in 2004-05. He also served as an assistant coach with the Tampa Bay Lightning (1999-00), head coach of the International Hockey League's Detroit Vipers (2000-01) and assistant coach with the AHL's Springfield Falcons (2001-02).

A defenseman, Shaw played 15 seasons in the NHL, IHL and AHL from 1984-99. He made his NHL debut in 1985-86 with the Hartford Whalers and went on to appear in 377 career games, registering 22 goals and 137 assists for 159 points and 208 penalty minutes with the Whalers, Ottawa Senators, Washington Capitals and Blues. He was named to the NHL All-Rookie Team with Hartford in 1989-90. During that time, he also spent two seasons as a player-assistant coach with the Detroit Vipers from 1995-97 and helped the club win the IHL's Turner Cup championship in 1996-97.

Shaw was born on April 28, 1964 in Cambridge, Ontario. He and his wife, Mary, are the parents of three children, Taylore, Brady, and Caroline.



KENNY MCCUDDEN **ASSISTANT COACH**

Kenny McCudden joined the Columbus Blue Jackets coaching staff in June 2015 after spending 16 seasons as the skating and skills coach of the American Hockey League's Chicago Wolves.

McCudden originally joined the Wolves in 1994, spent three seasons with the club from 1994-97 and then returned prior to the 2002-03 season. He was a part of teams that qualified for the former International Hockey League Turner Cup Playoffs three times and the American Hockey League Calder Cup Playoffs on eight occasions. He helped the Wolves advance to the 2005 Calder Cup Final and capture the Calder Cup championship in 2008.

McCudden has worked with numerous NHL players and instructed at prospect camps for the Colorado Avalanche, St. Louis Blues and Atlanta Thrashers, as well as the Ontario Hockey League's Sudbury Wolves and the Ontario Hockey Association. He was the skating and skills coach for the United States Women's National Team from 2011-14. His stint with Team USA included serving as a scout for the silver medal-winning squad at the 2014 Winter Olympics in Sochi, Russia.

The Chicago native was born on August 6, 1961. He has worked with thousands of youth and amateur players in the Chicago-area as operator and owner of Ice Company Hockey Schools since 1990. He began his career with the Chicago Blackhawks in 1979 as a 17-year-old stick boy and was the team's assistant equipment manager when he left the organization in 1985.

McCudden and his wife, Cathy, reside in Columbus.



IAN CLARK GOALTENDING COACH

Ian Clark joined the Columbus Blue Jackets as goaltending coach on June 6, 2011. He came to the organization after serving as the goaltending coach and consultant for the Vancouver Canucks from 2002-10.

In addition to his eight years with the Canucks organization, Clark was also a member of Team Canada's coaching staff at the World Junior Championships from 2003-06, winning silver medals in 2003 and 2004 and capturing gold in 2005 and 2006. He also served as the goaltending consultant for the Florida Panthers (2001-02) and Sweden's MoDo Hockey.

Recognized as a leading educator of the goaltending position, Clark's knowledge and innovative approach have attracted high-performance goaltenders at the NHL, international, minor pro, major junior and NCAA levels. In addition to the Blue Jackets goaltenders, the list of goaltenders he has worked with includes Roberto Luongo, Cam Ward, Marc-Andre Fleury, Cory Schneider, Johan Hedberg and Mathieu Garon, amongst others. He was the founder of the Goaltender Development Institute and served as technical author of *From the Crease – The Self Development Guide to Hockey Goaltending* from 1998-2003 and *The Goalie News* from 2003-08.

Clark was born on May 12, 1966 in Vancouver, British Columbia. His family includes wife, Debbie, and their sons, Morgan, Christopher, Samuel, Collins, Jason and Blake.



NELSON AYOTTE HIGH PERFORMANCE CONSULTANT

Nelson Ayotte was named high performance consultant for the Columbus Blue Jackets in July 2016.

Ayotte joined the Blue Jackets after spending the previous 11 seasons with the St. Louis Blues as their strength and conditioning coach. He is recognized as one of the top sports performance training coaches in the world and is a level five rating with the National Canadian Coaching Program which is its highest rating. Out of one million coaches, only 76 have finished the program since 1974.

Ayotte was chosen as Canadian coach of the year in 1998 and Quebec coach of the year in 1998, 1999 and 2000. He also won the Canadian Military Land Forces Coach of the Year in 2002. Ayotte has coached with Canadian National teams, US Olympic track and field, and worked with several professional athletes in the NHL, NFL, MLB, NBA and PGA. He has lectured on training methodology across North and South America and also in Europe. Ayotte is an innovator of sports training and holistic physical fitness with several supplement products and training systems to his credit.

He graduated from the International Coaching School of the University of Victoria B.C and is a Master-course conductor of the National Coaching Institute of Montreal, Quebec. Nelson and his wife, Esther, have two sons, Jeremy and Nicolas.



KEVIN COLLINS STRENGTH & CONDITIONING COACH

Kevin Collins was named strength and conditioning coach for the Columbus Blue Jackets on June 29, 2010.

Collins joined the Blue Jackets after spending the previous five seasons with the Buffalo Sabres organization as strength and conditioning/video coach. He spent two seasons with the Portland Pirates (2008-10) and the previous three with the Rochester Americans (2005-08), the Sabres' American Hockey League affiliates. He started his career as an intern for Sabres Strength and Conditioning Coach Doug McKenney in 2004-05.

A Detroit, Michigan native, Collins played four years of collegiate hockey at SUNY Brockport, where he graduated with degrees in Exercise Physiology and Business Management. He is certified through National Strength and Conditioning Association (NSCA) as a certified strength and conditioning specialist.

Collins was born April 11, 1982. He and his wife, Amanda, are the parents of daughters, Audrey and Karli, and reside in Blacklick.

COACHING STAFF



DAN SINGLETON VIDEO ASSISTANT COACH

Dan Singleton joined the Blue Jackets in September 2000 as video coordinator. He was named video assistant coach in June 2011. He came to Columbus after spending the previous six years as the video coordinator for the Michigan State University hockey team. He also recently served as a video coach for Team USA's Men's Ice Hockey Team that earned a bronze medal at the 2015 IIHF World Championships in Prague, Czech Republic.

Born in Boulder, Colorado, he grew up in Ottawa, Ontario and attended McGill University in Montreal, earning a bachelor's degree in physical education in 1994. He then went to Michigan State, where he earned a master's degree in sports psychology in 1998.



CHRIS CLARK DEVELOPMENT COACH

Former Columbus Blue Jackets forward Chris Clark joined the organization's hockey operations department on June 5, 2012, when he was named development coach for the club.

In his role, Clark primarily works with young players throughout the organization, assisting with the development of prospects playing in the professional minor leagues, various major junior leagues and college hockey.

Clark registered 103-111-214 and 700 penalty minutes in 607 career NHL games with the Blue Jackets, Washington Capitals and Calgary Flames. The South Windsor, Connecticut native appeared in 89 games with Columbus between 2009-11 and notched 8-12-20 and 59 penalty minutes while serving as an alternate captain. He spent four-plus seasons with the Capitals, tallying 60-63-123 and 278 penalty minutes in 240 games with the club and serving as captain from 2006-09.

Calgary's third pick, 77th overall, in the 1994 Draft, Clark earned All-ECAC honors during four seasons at Clarkson University from 1994-98. He spent six seasons in the Flames organization from 1998-04, including 2003-04 when he collected 10-15-25 and 106 penalty minutes in 82 games and added 3-3-6 and 30 penalty minutes in 26 playoff games to help the Flames reach the Stanley Cup Final.



JARKKO RUUTU EUROPEAN DEVELOPMENT COACH

Jarkko Ruutu joined the Columbus Blue Jackets in 2015 as the club's first European development coach. In his role, Ruutu primarily works with young players throughout the organization, assisting in the development of prospects playing in professional leagues and various major junior leagues across Europe.

Ruutu tallied 58-84-142 and 1,078 penalty minutes in 652 career NHL games with the Vancouver Canucks, Pittsburgh Penguins, Ottawa Senators and Anaheim Ducks over a 10-year career. A native of Vantaa, Finland, he registered career highs in goals, assists (tied), points, games played (tied) and penalty minutes with 12-14-26 and 144 penalty minutes in 82 games with Ottawa in 2009-10.

Vancouver's third pick, 68th overall, in the 1998 NHL Draft, Ruutu also posted 77-91-168 and 1,072 penalty minutes in 318 career games in Finland's Liiga with HIFK and Jokerit before finishing his playing career with EHC Biel-Bienne in the Swiss league in 2014-15. He represented Finland at the 2002, 2006 and 2010 Olympics as well as the 1998, 2001, 2005, 2006, 2007 and 2009 IIHF World Championships and 2004 World Cup.

He and his wife, Sofia, are the parents of a daughter, Greta. The family resides in Helsinki, Finland.



JOSEPH RUANE, D.O.
MEDICAL DIRECTOR

Dr. Joseph Ruane is the medical director for the Columbus Blue Jackets and has been a member of the club’s medical team since the inaugural 2000-01 season. He is the founder and medical director of the McConnell Spine, Sport and Joint Center and is a Clinical Assistant Professor of Sports Medicine at The Ohio State University College of Osteopathic Medicine. He is also the co-founder of the OhioHealth Sports Medicine Institute.

With his passion for athletics, Dr. Ruane’s special interests include regenerative tissue therapies, soft-tissue pain syndromes, challenges of the aging population and patient education. He has earned several awards for excellence in teaching and clinical service, and is published in peer-reviewed journals and texts. He also travels nationally, educating his peers in musculoskeletal medicine.

Dr. Ruane graduated from the Philadelphia College of Osteopathic Medicine and served his residency at Doctors Hospital in Columbus, where he was chief resident in Family Medicine. He completed a Fellowship in Sports Medicine with Horizon Orthopedic, the team physicians for MLB’s Cleveland Indians.

To learn more about Dr. Ruane and his practice, visit www.spinesportandjointcenter.com.



LARRY WATSON, M.D.
TEAM PHYSICIAN

Dr. Larry Watson is a board certified orthopedic surgeon with a specialty in Sports Medicine, and was recently voted best orthopedic surgeon and top sports orthopedist in central Ohio by his peers. His special interests include the treatment of knee and shoulder problems associated with sports injuries and overuse.

A former college basketball player, Dr. Watson has spent much of his career dedicated to providing treatment and care to a variety of athletes of all skill levels. Dr. Watson has served as a team physician for many professional, college, high school and club athletic organizations including Columbus Crew SC, Universal Gymnastics and Bishop Watterson High School.

Dr. Watson earned his medical degree at Marshall University School of Medicine in Huntington, West Virginia. He completed his residency in Orthopedic Surgery at The Ohio State University, and Fellowship in Sports Medicine at the University of Western Ontario University Hospital, London, Ontario. Dr. Watson is a proud member of the OhioHealth Sports Medicine Institute.

To learn more about Dr. Watson and his practice, visit www.ohio-ortho.com.



JASON DAPORE, D.O.
TEAM PHYSICIAN

Dr. Jason Dapore is a fellowship-trained sports medicine physician with special interests in musculoskeletal ultrasound, platelet rich plasma injection therapy, osteopathic manipulative therapies and sports performance. With his passion for sports and an active lifestyle, Dr. Dapore has dedicated his career to restoring patients—at all levels of activity—back to their fullest.

Dr. Dapore received his medical degree from the Ohio University College of Osteopathic Medicine. He served as Chief Resident for Doctors Hospital Family Medicine program and completed his Primary Care Sports Medicine Fellowship at The

Ohio State University.

Dr. Dapore was recently named to *Columbus Business First* Forty Under 40 Class of 2013. His practice is dedicated to comprehensive non-operative musculoskeletal care from acute injuries to chronic musculoskeletal pain. Dr. Dapore is a proud member of the OhioHealth Sports Medicine Institute.

To learn more about Dr. Dapore and his practice, visit www.spinesportandjointcenter.com or follow him on Twitter @jdapore.



MARK TRIFFON, M.D.
TEAM PHYSICIAN

Dr. Mark Triffon specializes in fractures, pediatrics, sports medicine and shoulder, elbow and knee disorders. Along with providing care to the Columbus Blue Jackets, Dr. Triffon serves as head team physician for Rahal Letterman Racing and assists with care of the Columbus Crew SC and numerous local high schools.

Dr. Triffon earned his Doctorate Degree in Medicine from The Ohio State University, College of Medicine and Public Health. He completed a residency in orthopedic surgery at the University of Southern California, Los Angeles, and a Fellowship in Sports Medicine at the Minneapolis Sports Medicine Center, Minneapolis, Minnesota.

Prior to his tenure as an assistant professor of orthopedic surgery at The Ohio State University, he was a clinical instructor of orthopedics and rehabilitation at Vanderbilt University. Dr. Triffon is a proud member of the OhioHealth Sports Medicine Institute.

To learn more about Dr. Triffon and his practice, visit www.ortho-ohio.com.

MEDICAL/ATHLETIC TRAINING STAFF



GREGORY A. REKOS, D.D.S., M.S. TEAM PHYSICIAN

Dr. Gregory Rekos graduated with honors from West Virginia University School of Dentistry. He completed his specialty training in Oral and Maxillofacial Surgery at The Ohio State University, where he also earned his master's degree. He is board certified by the American Board of Oral and Maxillofacial Surgeons.

Dr. Rekos practices the full scope of oral surgery with a special interest in managing facial trauma, orthognathic surgery, as well as the removal of wisdom teeth and placement of dental implants.

As a former athlete, Dr. Rekos appreciates the injury potential in any sporting activity and has treated athletes of all ages and skill levels. His private practice is located in Dublin, Ohio. He maintains hospital privileges at both Dublin Methodist Hospital and Grant Medical Center.

To learn more about Dr. Rekos and his practice, visit www.omfso.com.



RICHARD SCHEETZ, D.D.S., M.S. TEAM PHYSICIAN

Dr Richard Scheetz, a native of Boardman Ohio, is a board certified Oral and Maxillofacial Surgeon and has been a team physician during 13 of the club's 15 seasons. He has been voted the best Oral and Maxillofacial Surgeon by his peers in central Ohio in the most recent poll for dentists. He has given lectures to physicians and dentists locally, regionally, nationally and internationally on topics relative to Oral and Maxillofacial (jaw and face) surgery.

Dr. Scheetz was a varsity wrestler at The University of Notre Dame and received his dental and Oral and Maxillofacial surgery training at The Ohio State University, where he also earned a Master's Degree in Anatomy. Part of his training included serving as an honorary registrar in London, England at Westminster Hospital. He was a member of the Maxillofacial Trauma Team at Grant Medical Center for 15 years and has also treated athletes from professional basketball, football, lacrosse, and soccer. His practice primarily focuses on oral and facial reconstruction (orthognathic surgery), dental implants and wisdom teeth removal and he maintains hospital privileges at OhioHealth hospitals Grant Medical Center and Dublin Methodist Hospital. To learn more about Dr Scheetz and his practice, visit www.omfso.com.

MEDICAL SUPPORT STAFF DENTISTRY:

Bruce Baloy, D.D.S
Dante Colosimo, D.D.S

NEUROPSYCHOLOGIST:

Robert Bornstein, PhD

OPHTHALMOLOGY:

Ken Cahill, M.D.
Greg Denaeyer, O.D.
Alice Epitropoulos, M.D.
Karl Pappa, M.D.

John Stechschulte, M.D.

TEAM PHYSICAL THERAPIST:

Ryan Goodman, MPT, OhioHealth



MIKE VOGT HEAD ATHLETIC TRAINER

Mike Vogt joined the Columbus Blue Jackets as the head athletic trainer during the summer of 2008 after spending seven seasons with the Minnesota Wild as the club's assistant athletic trainer. He served as an athletic trainer for Team USA's Men's Ice Hockey Team that earned a bronze medal at the 2015 IIHF World Championships in Prague, Czech Republic.

During the lockout season of 2004-05, Vogt served as the head athletic trainer for the University of Minnesota's men's hockey team. Prior to joining the Wild, he served as the head athletic trainer/strength and conditioning coach for the WNBA's Minnesota Lynx and the head athletic trainer/strength and conditioning coach for the two-time ABL Champion Columbus

Quest. Vogt brings 22 years of amateur and professional sports medicine experience to the Blue Jackets.

A native of Canton, Ohio, Vogt earned his bachelor of science degree from The Ohio State University in 1994. He is also certified as a Certified Strength and Conditioning Specialist, earning that certificate in 1999. He is a member of the National Athletic Trainers' Association, Ohio's Athletic Trainers' Association, Professional Hockey Athletic Trainer's society, and the National Strength and Conditioning Association.

He and his wife, Monica, reside in Upper Arlington with their son, Cole, and daughter, Olivia.



CHRIS STRICKLAND ASSISTANT ATHLETIC TRAINER

Chris Strickland joined the Columbus Blue Jackets as assistant athletic trainer in 2008 after spending the previous four years with the Colorado Rockies Baseball Club, where he was named the 2007 Colorado Rockies Player Developmental Man of the Year. His experience also includes five years in the NBA with the Minnesota Timberwolves, Cleveland Cavaliers and Dallas Mavericks, as well as serving as the head athletic trainer with the Saint Paul Saints Baseball Club for six years.

He is a graduate of the University of North Texas, where he received a degree in kinesiology and biology with an emphasis in sports medicine. He earned a master's of science degree in rehabilitative science from The California University of

Pennsylvania in 2009.

A nationally certified athletic trainer, Strickland is a member of the Professional Hockey Athletic Training Society (PHATS), NATA and the Southwest Athletic Trainers' Association, and was active in the Professional Baseball Athletic Trainers' Society from 2004-08.

He and his wife, Zenia, are the parents of daughters, Azul, Genesis and Cielo, and son, Presley.



NATES GOTO **ASSISTANT ATHLETIC TRAINER**

Naoto “Nates” Goto joined the Columbus Blue Jackets as assistant athletic trainer in June 2012. Prior to joining the club, he spent seven seasons with the New York Islanders, including six as the assistant athletic trainer and one as the team’s massage therapist.

He arrived in New York after serving as the head athletic trainer for the Niagara University men’s ice hockey team from 1996-2005. During that time, he also worked with the Florida Panthers as an athletic trainer and was the head athletic trainer for the 2003 Men’s NCAA Frozen Four Tournament held at HSBC Arena in Buffalo, New York. His experience also includes stints at Siena College, Rensselaer Polytechnic Institute, the Arena Football League’s Albany Firebirds, as well as at the 1992 USA Cup Hockey Tournament and the summer Empire State Games from 1991-96.

A member of the National Athletic Trainers’ Association, Goto received a bachelor’s degree in physical education from Nippon Sports Science University in Tokyo, Japan and a master’s degree in physical education while completing the N.A.T.A. Approved Graduate Athletic Training Curriculum at Western Michigan University.



TIM LEROY **EQUIPMENT MANAGER**

Tim LeRoy joined the Columbus Blue Jackets as equipment manager prior to the inaugural 2000-01 season and has over 20 years of experience in professional hockey. He came to Columbus after spending six years with the Florida Panthers, most recently as the club’s associate equipment manager.

The Kalamazoo, Michigan native began his career with the International Hockey League’s Kalamazoo Wings as an assistant equipment manager from 1987-90. He then spent three years with the Kansas City Blades, San Jose’s IHL affiliate, from 1990-93. Tim and his wife, Angie, are the parents of a son, Kolter and reside in Westerville..



JAMIE HEALY **ASSISTANT EQUIPMENT MANAGER**

Jamie Healy has served as the assistant equipment manager for the Columbus Blue Jackets since prior to the inaugural 2000-01 season. He also recently served as an equipment manager for Team USA’s Men’s Ice Hockey Team that earned a bronze medal at the 2015 IIHF World Championships in Prague, Czech Republic.

Prior to coming to Columbus, Healy spent the 1999-00 season as equipment manager for the East Coast Hockey League champion Peoria Rivermen. The Kalamazoo, Michigan native has also served as the equipment manager for the Alexandria Warthogs (WPHL, 1998-99) and Kalamazoo Wings (IHL, 1993-95).

His family includes wife, Darlene, and sons, Garrett, and Brendan. The family resides in Columbus.



JASON STYPINSKI **EQUIPMENT ASSISTANT**

Jason Stypinski joined the Blue Jackets as an equipment assistant prior to the 2005-06 season. Prior to joining the club, he served as a facilities director for the Chiller Ice Rinks and also worked Blue Jackets games as a locker room attendant for visiting teams playing at Nationwide Arena.

Stypinski spent several years as an equipment manager in the ECHL, serving in that capacity for the Peoria Rivermen (2000-01), Jackson Bandits (1999-00), Columbus Chill (1996-99) and Jacksonville Lizard Kings (1995-96).

CLUB INFORMATION



Nationwide
Arena

GAMETIME



COLUMBUS 0 20:00 NY RANGERS 0
GOALS PERIODS SHOTS

Nationwide

FACE-OFF

FACE-OFF

FACE-OFF

FACE-OFF

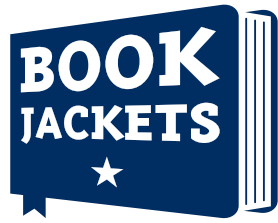
SCIOTO DOWNS RACING

WHEELER SEARS

WHEELER SEARS

Various advertisements along the arena's perimeter including Nationwide, OhioHealth, and Columbus Gas & Oil.

BOBROVSKY



BOOK JACKETS READING INCENTIVE PROGRAM

The Book Jackets reading program is a literary incentive initiative established by the team in 2000 to encourage students in grades K-8 to spend more of their free time reading. Students are able to track their minutes read through various levels to receive



STUDENT ACHIEVERS

Students Achievers gives teachers the flexibility to focus on achievement areas that are most important to their classrooms. Using a ticket to a Blue Jackets home game as an incentive, students can earn their free ticket by reaching the goals set in their classroom. The Blue Jackets supply educators with achievement certificates and teachers determine how the prizes are rewarded, making it flexible, easy and fun.

SCHOOL ASSEMBLY

Stinger's Power Play Challenge is a multi-media school assembly that introduces the importance of active play to third and fourth graders in central Ohio. Highlights of the assembly include Blue Jackets trivia, a Stinger dance party, and a hockey shootout. In addition, each participating school will receive a full set of street hockey equipment to help them complete Stinger's fitness challenge.



PARTNERS IN EDUCATION

Avondale Elementary, on the near west side of Columbus, is the Blue Jackets' official "Adopt-A-School" partner. This partnership includes beautification projects at the school by team staff and volunteers, Career Day presenters, guest speakers, and engaged Blue Jackets staffers that participate as pen pals with students. The students also visit Nationwide Arena for an annual party during which they meet their pen pals.

For more information about the Blue Jackets Community Education initiatives, visit BlueJackets.com/Education.

COLUMBUS BLUE JACKETS FOUNDATION

The Columbus Blue Jackets Foundation is dedicated to the health and wellness of children in Central Ohio. The Foundation dedicates time, resources, and financial support to organizations making a difference in the areas of pediatric cancer, reading, fitness through play, and the growth and development of amateur hockey.

In August, the Foundation announced a record-setting total of \$1,050,000 awarded to local charitable and youth hockey organizations for the current grant cycle, eclipsing last year's previous record-setting grant total of \$850,000 and topping the \$1 million mark for the first time. Since its inception in 2000, the Foundation has awarded over \$8.1 million to various nonprofit organizations throughout central Ohio.



FIGHT AGAINST PEDIATRIC CANCER

Through a variety of fundraisers, the team and Foundation have raised over \$2 million to help fund programs at Nationwide Children's Hospital and other local organizations supporting pediatric cancer patients and their families. The Foundation also works to ease the stress on pediatric cancer families by hosting them at games, providing opportunities to interact with players, and funding summer camps.

FITNESS THROUGH PLAY

The team and Foundation are committed to encouraging the use of proper safety equipment and teaching kids to take care of their bodies, primarily through the distribution of sport helmets. Each year, the Foundation and Nationwide Children's Hospital team up to distribute Blue Jackets-branded bike helmets to area youth visiting the hospital as a result of head traumas or as a preventive measure. The Foundation also supports playground building in an effort to provide children with safe places to exercise and interact.

GROWTH & DEVELOPMENT OF AMATEUR HOCKEY

With the help of Blue Jackets players, the Foundation has helped support youth hockey teams through sponsorships and clinics. Since 1995, the number of registered youth hockey players in the Columbus area has increased from 150 to over 4,500. In addition, through partnerships with the YMCA of Central Ohio and the Boy Scouts of America, kids have the opportunity to learn street hockey through the Foundation's Skills & Drills program.

READING

In addition to keeping kids healthy through fitness, the Foundation is committed to their health and wellness through reading. In a partnership with PNC Bank and the YMCA of Central Ohio, Time Out to Read encourages kids to read for 30 minutes a day. Through a continuing partnership with the Columbus Metropolitan Library, the Foundation is providing support for several Homework Help Centers in new branches opening in the next year. The collaboration also encompasses an incentive program called Stinger's Reading Team.

For more information about the Blue Jackets Foundation, visit BlueJacketsFoundation.org.



The mission of the Columbus Blue Jackets Fan Development Department is to give back to the community through various programming and events that introduce and teach the fundamentals of hockey to people of all ages in a safe and professional environment.



JUNIOR JACKETS Presented by Tim Hortons

The Columbus Blue Jackets Junior Jackets program, presented by Tim Hortons, is dedicated to developing interest and participation in ice hockey throughout central Ohio. Our professional instructors from the OhioHealth Chiller Ice Rinks are committed to providing Ohio's premier initiation program in a fun, safe, and positive environment. It is the goal of the program to prepare the participants for play in a more structured youth hockey association in the future.



OHSAA HIGH SCHOOL CHAMPIONSHIPS

The Blue Jackets and Nationwide Arena, in partnership with the Ohio High School Athletic Association, host the Ohio High School Ice Hockey Championships every March.



BLUE JACKETS SUMMER HOCKEY SCHOOL

Blue Jackets Summer Hockey School is designed to provide the highest quality of training and instruction to its participants. Sessions offer players of all ages and skill levels the best value experience in a positive learning environment. Camps are held at the OhioHealth Chiller North and feature appearances by Blue Jackets players and coaches.




STREET JACKETS

Street Jackets, a member of the NHL Street Program, is a grass-roots street hockey program that allows kids to learn the basic skills of hockey on the playgrounds or in the gymnasiums of community based facilities through the donation of equipment, training sessions and manuals. There is no cost to the facilities for this program and all that kids need to participate is a pair of sneakers.



OHIO AAA BLUE JACKETS

The Ohio AAA Blue Jackets program was formed to create, develop, and maintain an elite hockey program in Ohio focused on player development that provides the training and environment for players to fully develop and enhance their skills. This program also aims to provide the elite player with the support necessary to succeed as a student-athlete, and also assist and promote player advancement to the junior and collegiate level. There are currently eight boys teams from squirt major to midget major as well as one girls team at the U19 level.



BLUE JACKETS MOBILE TOUR Presented by OhioHealth

The Blue Jackets Mobile Tour, presented by OhioHealth, features a new 50' promotional truck that has been co-branded and customized to convert into a fully furnished lounge area where fans can gather at events across Ohio. The truck is equipped with a 22' retractable awning that comes off the side of the vehicle and covers the space that is appointed with custom flooring, couches, high-top tables and chairs, three 60" televisions and replica CBJ locker stalls. Additional attractions include a skee-puck game and video gaming consoles.


FREE HOCKEY CLINICS

The Blue Jackets and the OhioHealth Chiller Ice Rinks team up to host "Try Hockey" clinics giving central Ohio youth the opportunity to lace up their skates and try the game for free. The clinics, led by Blue Jackets staff and OhioHealth Chiller instructors, are held at various OhioHealth Chiller locations throughout the year.



FUTURE JACKETS Presented by Papa John's

The Blue Jackets are happy to provide local mini-mite, mite and squirt age youth hockey players the opportunity of a lifetime by playing during intermission breaks at select Blue Jackets home games. Treated like pros, participants dress in a locker room next to the Blue Jackets dressing room, wear Blue Jackets sweaters and play on the same ice and in front of the same crowds as their hockey heroes.



OHIOHEALTH ICE HAUS

One outstanding feature that sets Nationwide Arena apart as a premier sports and entertainment facility is the OhioHealth Ice Haus, the club's official practice rink attached to the main arena. The Blue Jackets hold the distinction of being the first team in the National Hockey League to have its practice rink located at the same location where it plays its games. This unique configuration has since been used as a model for new NHL buildings.

The OhioHealth Ice Haus is a 63,000-square foot facility located on the west side of Nationwide Arena. It contains four separate team locker rooms and one officials' room. As the practice home of the Blue Jackets and the official home rink of the Ohio Junior Blue Jackets Tier 1 AAA hockey program and several Central Ohio high school teams, the OhioHealth Ice Haus features fixed seating for 750 people and an overall capacity of 1,500.

In addition, the facility is also used for youth hockey, figure skating, public skating and private rentals. During Blue Jackets games, fans may check out the action within the OhioHealth Ice Haus from the open viewing areas located on the main concourse and inside the arena's pub – the Labatt Blue Zone.

In addition to the OhioHealth Ice Haus in downtown Columbus, other facilities within the family of OhioHealth Chiller Ice Rinks include three suburban locations that each feature dual rinks – OhioHealth Chiller Dublin, OhioHealth Chiller Easton, and OhioHealth Chiller North. Outside of central Ohio, the Chiller Ice Rinks group has a presence in Springfield, Ohio as well. For more information on any of the rinks, visit www.thechiller.com.



OhioHealth Ice Haus
200 W. Nationwide Blvd.
Columbus, OH 43215
(614) 246-3380


OhioHealth Chiller Dublin
7001 Dublin Park Dr.
Dublin, OH 43016
(614) 764-1000

OhioHealth Chiller Easton
3600 Chiller Lane
Columbus, OH 43219
(614) 475-7575

OhioHealth Chiller North
8144 Highfield Dr.
Lewis Center, OH 43035
(614) 549-0009

OhioHealth Chiller Ice Works
401 E. Wilson Bridge Rd.
Worthington, OH 43085
(614) 433-9600

NTPRD Chiller
301 West Main St.
Springfield, OH 45504
(937) 323-RINK (7465)



COLUMBUS BLUE JACKETS WINTER PARK

After a successful experience around the 2015 NHL All-Star Weekend, the Columbus Blue Jackets brought back Blue Jackets Winter Park presented by Worthington Industries. In late January, the Blue Jackets held a practice on the outdoor rink to kick off the month-long run at McFerson Commons.

Over 16,000 fans skated at Winter Park in 2016 with more than 11,000 people participating in public skating sessions at the outdoor rink that served as the centerpiece of the park. The rink hosted 1,500 people that attended hockey programs including youth hockey association practices, a youth hockey tournament, adult drop-in hockey, high school practices, as well as adult and youth clinics. Privately hosted events added another 3,400 participants.

Other programming highlights included "Try Hockey Free" clinics, led by Blue Jackets alumni and intended to introduce young players to the sport. Blue Jackets assistant coaches also lent a hand as they conducted a clinic for adult league players.



NATIONWIDE ARENA



In addition to being known as home of the Columbus Blue Jackets, Nationwide Arena is also the destination of choice by many of the nation's top-grossing touring acts. From U2 to The Rolling Stones, Eric Clapton to Fleetwood Mac and Prince to Billy Joel and Elton John, Nationwide Arena has hosted the world's best entertainers since opening its doors in September 2000.

Last season's concert schedule ran the gamut from rock icons like Paul McCartney, Sting & Peter Gabriel and AC/DC to chart toppers like Coldplay, Taylor Swift and Drake. World Wrestling Entertainment also broadcast their Monday Night Raw event live to the world from Nationwide Arena.

Besides exciting NHL action and the hottest concerts, the arena also annually hosted a wide range of premier events including Disney on Ice, World's Toughest Rodeo, Major League Gaming Championships, and the Kellogg's Tour of Gymnastics Tournament, just to name a few.

For a week in September, Nationwide Arena also served as home to Team USA's World Cup of Hockey training camp, which culminated with a pre-tournament contest against Canada.

High school hockey action is also another annual staple at Nationwide Arena as the Ohio High School Athletic Association (OHSAA) state ice hockey championships will be played in March for the 15th consecutive year.

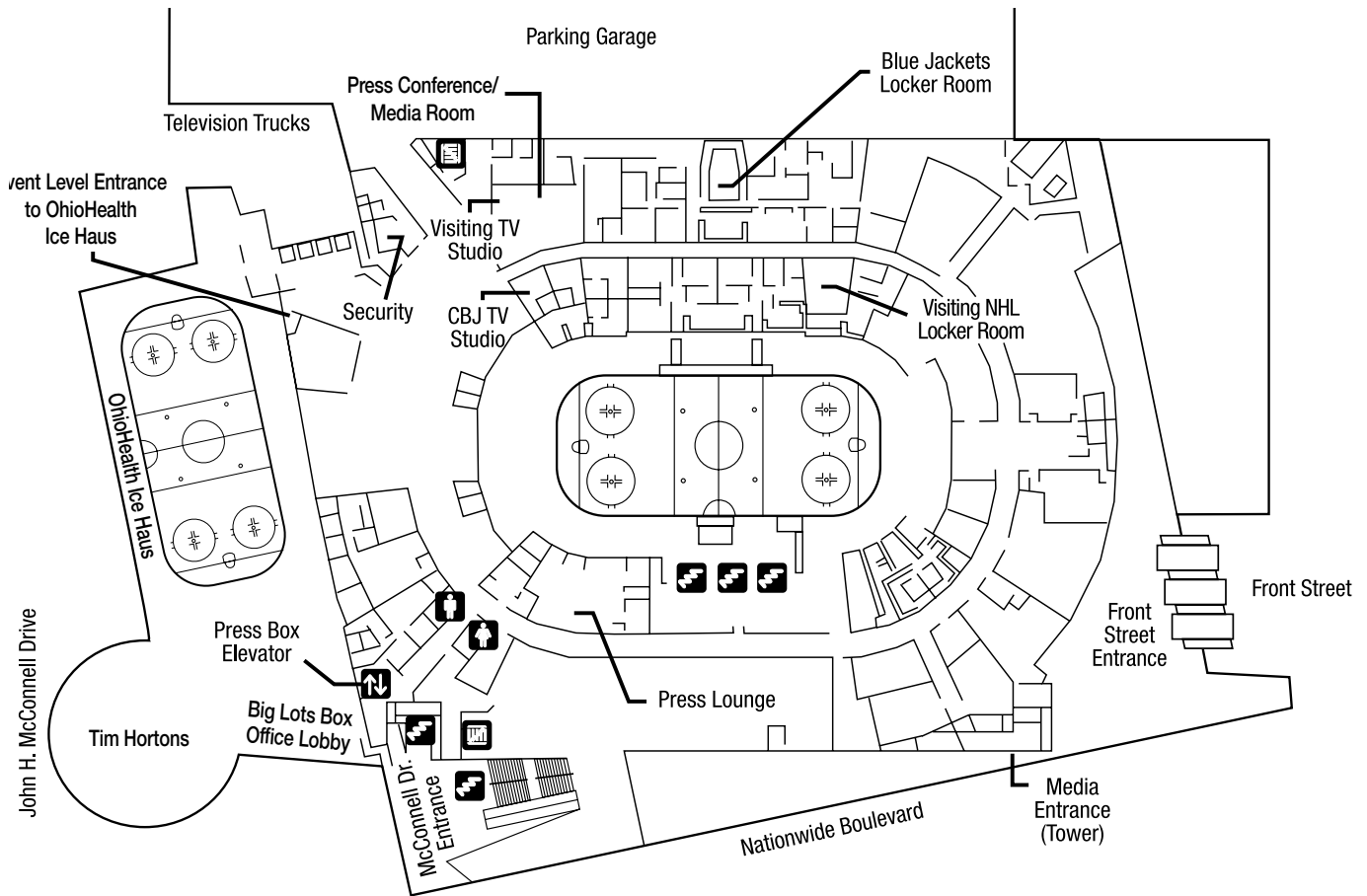
As a multipurpose sports and entertainment venue, Nationwide Arena holds the distinction as the first NHL building to have the team's practice facility attached to the arena where the team plays its games. In addition to serving as the Blue Jackets official practice facility, the OhioHealth Ice Haus also offers hockey, public skating and is available for private rental. The OhioHealth Ice Haus serves as home of the AAA Ohio Blue Jackets hockey program and several central Ohio high school teams.

Nationwide Arena is the centerpiece of the Arena District, a 75-acre dynamic, mixed-use development located in the heart of downtown Columbus. This entertainment district features a variety of restaurants, premier office space, exciting entertainment venues, residential space and acres of parks and green space.

Together, the Arena District and Nationwide Arena provide a very inviting business and entertainment destination attracting residents, tenants and visitors from across the country. With its reputation as a "must play" venue for top touring acts, quality family entertainment and specialty sporting events, Nationwide Arena attracts an average of more than one million guests annually.

For more information on Nationwide Arena events, visit NationwideArena.com, "like" us at [Facebook.com/NationwideArenaColumbus](https://www.facebook.com/NationwideArenaColumbus), or follow along on Twitter (@NationwideArena) and Instagram.





DIRECTIONS TO NATIONWIDE ARENA AND OHIOHEALTH ICE HAUS

Nationwide Arena is located at 200 West Nationwide Blvd. on the north side of downtown Columbus.

FROM NORTH (ON I-71)

South on I-71 to I-670 West. Exit at Neil Avenue. Turn left at intersection onto Neil Avenue. Proceed to the signed event parking entrances. -or- South on I-71 to I-670 West. Exit onto N. Third St. Turn right onto Chestnut Street. Proceed to the signed event parking entrances on Chestnut Street.

FROM NORTH (ON OH-315)

South on OH-315 to I-670 East. Exit at Neil Avenue. Turn right at intersection onto Neil Avenue. Turn left onto Nationwide Blvd. Proceed to the signed event parking entrances.

FROM SOUTH (ON I-71)

North on I-71. Exit at Front St. (#100A). Turn left at intersection onto Front Street. Proceed North on Front Street to signed event parking entrances near Front Street and Nationwide Blvd.

FROM EAST (ON I-70)

West on I-70. Get off at Downtown exit. Continue onto Mound Street to Front Street. Turn right onto Front Street. Proceed North on Front Street to signed event parking entrances near Front Street and Nationwide Blvd.

FROM EAST (ON I-670)

West on I-670. Exit at Neil Avenue. Turn left at intersection onto Neil Avenue. Proceed to the signed event parking entrances.

FROM WEST (ON I-70)

East on I-70 to I-670 East. Exit at Neil Avenue. Turn right at intersection onto Neil Avenue. Turn left onto Nationwide Blvd. Proceed to the signed event parking entrances. -or- East on I-70 to OH-315 North to I-670 East. Exit at Neil Avenue. Turn right at intersection onto Neil Avenue. Turn left onto Nationwide Blvd. Proceed to the signed event parking entrances.

FROM WEST (ON I-670)

East on I-670. Exit onto Neil Avenue. Turn right at intersection onto Neil Avenue. Turn left onto Nationwide Blvd. Proceed to the signed event parking entrances.

BLUE JACKETS ON FOX SPORTS OHIO

FOX Sports Ohio has been the television home of Blue Jackets hockey since the inaugural 2000-01 season and its Emmy-winning coverage will feature 81 regular season games during the 2016-17 season. The FOX Sports Ohio/Blue Jackets broadcast team features play-by-play announcer Jeff Rimer, color analyst Jody Shelley, contributor and host Bill Davidge, host Brian Giesenschlag and rink side reporter Dave Maetzold.

FOX Sports Ohio brings the excitement of the NHL to over 5.2 million homes across Ohio, as well as parts of Kentucky and West Virginia. The network will air 40 home games and 41 away contests during the 2016-17 campaign with NBC Sports Network set to televise the Monday, February 13 encounter between the Blue Jackets and New York Rangers live to a national audience from Nationwide Arena.

Throughout the season, live game night coverage on FOX Sports Ohio begins with *Blue Jackets Live*, a 30-minute pre-game show featuring highlights, player interviews and analysis. Coverage continues after the game with the post-game edition of *Blue Jackets Live*, presented by IGS Energy. The pre- and post-game shows will be hosted by Bill Davidge and Brian Giesenschlag.

Blue Jackets Slap Shots offers Blue Jackets fans a chance to revisit the top moments from the Blue Jackets' previous week. The show airs weekly during the season on FOX Sports Ohio.



JEFF RIMER TELEVISION PLAY-BY-PLAY

Jeff Rimer brings several decades of broadcasting experience to Blue Jackets telecasts on FOX Sports Ohio and has covered the NHL for nearly 50 years, including the past 33 seasons calling play-by-play action on television for the Blue Jackets, Florida Panthers and Washington Capitals. Additionally, he is a regular guest on radio programs across North America and has co-hosted the internationally-syndicated "Inside the NHL" radio program with John Davidson.

A native of Toronto, Rimer began his broadcasting career with CFAC-Radio in Calgary and then spent over four years working for the Canadian Broadcast Company, including serving as the network's gymnastics commentator during the 1976 Summer Olympic Games in Montreal. He also served as the sports director at CFCF-Radio in Montreal for eight years and hosted Canadiens pre- and post-game shows.

Rimer called play-by-play action for the Capitals on Home Team Sports (HTS) and WDCA-TV from 1983-93. During that time, he also served as the sports director at WBAL-Radio in Baltimore, hosting pre- and post-game shows for Orioles baseball, co-hosted syndicated college basketball shows with Billy Packer and Maryland Head Coach Gary Williams and was a sideline reporter for Maryland Terrapins football. He was awarded a regional Emmy Award for his play-by-play work and won a United Press International National Broadcasting Award for his work at WBAL.

Rimer and his wife, Ferrel, reside in suburban Columbus and are the parents of son, Josh, and daughter, Kylie.



JODY SHELLEY TELEVISION ANALYST

Former Columbus Blue Jackets forward Jody Shelley rejoined the organization in August 2013 when he was named a broadcast associate and team ambassador. He began serving as the club's television color analyst on FOX Sports Ohio in 2014-15. In addition to his broadcast duties, the Columbus fan favorite is also actively engaged in various business and community initiatives for the organization.

In addition to his duties on FOX Sports Ohio, Shelley is featured on *Jackets TV* on BlueJackets.com and co-hosts "The Inside Edge" with club radio play-by-play announcer Bob McElligott, a weekly radio show on the Blue Jackets Radio Network and flagship station Sports Radio 97.1 The Fan.

Shelley, who retired in 2013 after a career that spanned 16 years and over 600 NHL games, was signed by the Blue Jackets as a free agent on Jan. 31, 2001 and made his NHL debut with the club against the Pittsburgh Penguins on Feb. 17, 2001. He went on to appear in 380 games with the club, registering 11 goals and 18 assists for 29 points with 1,025 penalty minutes. He led the Blue Jackets in penalty minutes four times (2001-06) and owns the club record for penalty minutes in a season with 249 PIM in 2002-03. Through the 2015-16 campaign, Shelley sits second on the club's all-time list in penalty minutes and ranks seventh on the club's all-time games played list. He was also an active participant in the club's community initiatives through the Columbus Blue Jackets Foundation and received the team's Community Service Award for the 2006-07 season.

After leaving Columbus in January 2008, Shelley spent parts of three seasons with the San Jose Sharks. He then joined the New York Rangers during the 2009-10 season before spending his final three campaigns with the Philadelphia Flyers. He wrapped up his NHL career with 18-36-54 and 1,538 penalty minutes in 627 games. He also appeared in nine Stanley Cup Playoff games with San Jose and Philadelphia.

Prior to turning professional, he spent three seasons with the Halifax Mooseheads of the Quebec Major Junior Hockey League. He tallied 48-50-98 and 933 penalty minutes in 181 games from 1994-97 and had his number 25 retired by the club. He began the 1997-98 season at Dalhousie University before making his pro debut with the American Hockey League's Saint John Flames that same year.

Shelley was born on February 7, 1976 in Thompson, Manitoba and raised in Yarmouth, Nova Scotia. He and his wife, Mandy, are the parents of a son, Owen, and daughter, Evelyn. The family resides in Powell.



BILL DAVIDGE **PRE-AND-POST-GAME TV ANALYST**

Bill Davidge is in his 16th season as a Blue Jackets broadcaster and third as the pre- and post-game analyst on FOX Sports Ohio. After serving as color analyst on the Blue Jackets Radio Network from 2000-09, Davidge spent the next five seasons providing commentary in the television booth. He brings over 40 years of hockey experience as a player, scout and coach to game broadcasts on FOX Sports Ohio.

Prior to joining the broadcast team, Davidge spent the 1999-00 season as a scout for the club. From 1995-99, he served as part-time scout/player development coach for the Florida Panthers and also was a part-time scout for the Detroit Red

Wings from 1990-94.

Davidge played four years of college hockey at The Ohio State University, serving as team captain as a junior and senior and earning scholar-athlete recognition each season before graduating with honors in 1977. After spending the 1977-78 season as a graduate assistant coach at Miami (Ohio) University and earning his Master's in Education, he was hired as an assistant coach and served in that capacity for eight years. In 1985, he was promoted to head coach/professor and spent four seasons behind the bench and teaching. Upon retiring from college coaching, he continued to teach at Miami University as a professor in the Department of Physical Education, Health and Sport Studies.

A native of Dunnville, Ontario, he is the father of two sons, Rob, and Willy J., and a daughter, Miranda. He and his wife, Jayna, reside in Columbus.

SCIOTO DOWNS BLUE JACKETS RADIO NETWORK

Fans can catch all the action of Blue Jackets hockey on the Scioto Downs Blue Jackets Radio Network, which boasts 36 stations across Ohio and West Virginia. The network, with Bob McElligott calling the play-by-play action, will carry all games on flagship stations Sports Radio 97.1 The Fan (WBNS-FM) or CD 102.5FM (WWCD-FM). Fans can also access the radio broadcast via the team website (BlueJackets.com) and the mobile app.

Fans can also tune in via the Blue Jackets Radio Network affiliates – WARF AM 1350 Akron; WATH AM 970 Athens; WNCO AM 1340 Ashland/Mansfield; WILE-FM 107.9 Barnesville; WBLL AM 1390 Bellefontaine; WILE AM 1270 Cambridge; WKKI FM 94.3 Celina; WBEX AM 1490 Chillicothe; WWOW AM 1360 Conneaut; WING AM 1410 Dayton; WEOL AM 930 Elyria; WFIN AM 1330 Findlay; WBVI FM 96.7 Fostoria; WBEX FM 92.7 Frankfort; WMOH AM 1450 Hamilton; WSRW AM 1590 Hillsboro; WTCR AM 1420 Huntington, WV; WIRO AM 1230 Ironton; WLOH AM 1320 Lancaster; WSRW FM 101.5 Leesburg; WCIT AM 940 Lima; WLOH FM 99.3 Logan; WMOA AM 1490 Marietta; WQTT AM 1270 Marysville; WMRN AM 1490 Marion; WQTT AM 1270 Marysville; WJAW FM 100.9 McConnelville; WMPO AM 1390 Middleport; WCLT AM 1430 Newark; WMPO FM 97.1, Pomeroy; WNXT AM 1260 Portsmouth; WMOV AM 1360 Ravenswood; WCHO AM 1250 Washington Court House; WINT AM 1330 Willoughby; and WHIZ AM 1240 Zanesville.



BOB MCELLIGOTT **RADIO PLAY-BY-PLAY**

Bob McElligott joined the Columbus Blue Jackets broadcast team as radio broadcaster in July 2009 and assumed play-by-play duties prior to the 2013-14 season. In addition to his in-game duties, he serves as a host on both the radio pre- and post-game shows, as well as club ancillary programming. He is a regular contributor on BlueJackets.com, the club's official website, through video features on Jackets TV as well as audio content.

Before moving to Columbus, McElligott spent ten seasons serving as the broadcaster for the Syracuse Crunch, the Blue Jackets' American Hockey League affiliate. In addition to calling the action on radio and television for the Crunch, he produced a regular Crunch feature for the Blue Jackets Radio Network and called play-by-play action during several Blue Jackets games during that time.

Beyond his work with the AHL club, the Somerset, Pennsylvania native has been the radio and television voice of the Syracuse Chiefs of the International Baseball League. Also during his time in Syracuse, he hosted a weekly one-hour radio show and was a morning sports anchor on radio stations WSEN-FM, WFBL-AM and WOLF-FM. In addition, he broadcast Syracuse University football and basketball games for ESPN3.com, as well as a variety of college and high school sports for Time Warner Cable.

Prior to his arrival in Syracuse, McElligott worked with the ECHL's Johnstown Chiefs as well as six years calling baseball action in the Carolina League (Single A) with Kinston, Wilmington, Prince William and Salem.

He and his wife, Kathy, are the parents of sons, Matthew and Braden.



OFFICIAL HEALTHCARE PROVIDER OF

**CROSS-CHECKING
AND
ANNUAL CHECKUPS**

Official Healthcare Provider of Your Columbus Blue Jackets

BELIEVE IN *WE*™  **OhioHealth**

OhioHealth.com/FindADoctor

PLAYERS



ORGANIZATIONAL ROSTER - FORWARDS

Forwards	Ht.	Wt.	DOB	Birthplace	Shoots	'15-16 Club	League	GP	G	A	Pts.	+/-	PIM
79 Abramov, Vitaly	5-10	181	5-8-98	Chelyabinsk, Russia	L	Gatineau	QMJHL	63	38	55	93	36	36
34 Anderson, Josh	6-3	221	5-7-94	Burlington, Ontario	R	COLUMBUS	NHL	12	1	3	4	0	2
						Lake Erie	AHL	58	18	21	39	14	108
13 Atkinson, Cam	5-8	182	6-5-89	Riverside, Connecticut	R	COLUMBUS	NHL	81	27	26	53	-8	22
81 Bird, Tyler	6-1	192	8-14-96	Boston, Massachusetts	R	Brown U.	ECAC	31	6	2	8	-8	6
57 Bittner, Paul	6-4	214	11-4-96	Crookston, Minnesota	L	Portland	WHL	25	10	11	21	-4	21
						Lake Erie	AHL	2	0	0	0	1	0
28 Bjorkstrand, Oliver	6-0	175	4-10-95	Herning, Denmark	R	COLUMBUS	NHL	12	4	4	8	6	0
						Lake Erie	AHL	51	17	12	29	0	10
62 Broadhurst, Alex	6-0	193	3-7-93	Orland Park, Illinois	L	Lake Erie	AHL	60	10	26	36	-3	14
11 Calvert, Matt	5-11	188	12-24-89	Brandon, Manitoba	L	COLUMBUS	NHL	73	11	13	24	1	51
9 Campbell, Gregory	6-0	188	12-17-83	London, Ontario	L	COLUMBUS	NHL	82	3	8	11	-6	78
23 Clarkson, David	6-0	207	3-31-84	Toronto, Ontario	R	COLUMBUS	NHL	23	2	2	4	-8	23
17 Dubinsky, Brandon	6-2	218	4-29-86	Anchorage, Alaska	L	COLUMBUS	NHL	75	17	31	48	-16	71
18 Dubois, Pierre-Luc	6-3	209	6-24-98	Ste-Agathe-des-Monts, Quebec	L	Cape Breton	QMJHL	62	42	57	99	40	112
71 Foligno, Nick	6-0	205	10-31-87	Buffalo, New York	L	COLUMBUS	NHL	72	12	25	37	-14	53
89 Gagner, Sam	5-11	200	8-10-89	London, Ontario	R	Philadelphia	NHL	53	88	8	16	4	25
						Lehigh Valley	AHL	9	1	5	6	3	4
56 Gallant, Brett	6-0	191	12-28-88	Summerside, Prince Edward Island	L	Lake Erie	AHL	48	0	1	1	-9	151
33 Hannikainen, Markus	6-2	195	3-26-93	Helsinki, Finland	L	COLUMBUS	NHL	4	0	0	0	-2	0
						Lake Erie	AHL	50	7	13	20	6	20
43 Hartnell, Scott	6-2	215	4-18-82	Regina, Saskatchewan	L	COLUMBUS	NHL	79	23	26	49	-11	112
38 Jenner, Boone	6-2	216	6-15-93	Dorchester, Ontario	L	COLUMBUS	NHL	82	30	19	49	-15	77
25 Karlsson, William	6-1	189	1-8-93	Marsta, Sweden	L	COLUMBUS	NHL	81	9	11	20	-9	6
85 Kolesar, Keegan	6-2	227	4-8-97	Brandon, Manitoba	R	Seattle	WHL	64	30	31	61	10	107
64 Maletta, Jordan	6-3	220	4-30-95	St. Catharines, Ontario	R	Niagara	OHL	68	34	25	59	10	55
22 Milano, Sonny	6-2	197	5-12-96	Massapequa, New York	L	COLUMBUS	NHL	3	0	1	1	1	0
						Lake Erie	AHL	54	14	17	31	12	22
50 Moutrey, Nick	6-3	218	6-24-95	Toronto, Ontario	L	Lake Erie	AHL	53	6	5	11	-1	39
75 Quenneville, Peter	5-11	191	3-3-95	Edmonton, Alberta	R	Lake Erie	AHL	1	0	0	0	0	0
						Cincinnati	ECHL	58	11	15	26	5	34
20 Saad, Brandon	6-1	206	10-27-92	Pittsburgh, Pennsylvania	L	COLUMBUS	NHL	78	31	22	53	1	14
32 Salituro, Dante	5-8	176	11-15-96	Willowdale, Ontario	R	Ottawa	OHL	65	38	45	83	5	55
67 Scott, Justin	6-1	202	8-13-95	Burlington, Ontario	L	Barrie	OHL	67	28	37	65	32	60
45 Sedlak, Lukas	6-0	203	2-25-93	Ceske Budejovice, Czech Republic	L	Lake Erie	AHL	54	14	4	18	13	27
88 Sherwood, Kole	6-1	201	1-22-97	Columbus, Ohio	R	London	OHL	63	12	22	34	9	53
Soberg, Markus	6-0	176	4-22-95	Oslo, Norway	R	Windsor	OHL	22	3	5	8	-2	10
						Valerenga	Norway	13	1	3	4	-1	6
69 Stenlund, Kevin	6-4	210	9-20-96	Huddinge, Sweden	R	HV 71	SHL	43	1	1	2	-6	20
						Vita Hasten	Swe-2	1	0	0	0	-1	0
						HV 71 Jr.	Swe-Jr.	17	5	19	24	11	31
83 Thurkauf, Calvin	6-1	204	6-27-97	Zug, Switzerland	L	Kelowna	WHL	61	18	27	45	19	54
49 Tynan, T.J.	5-8	165	2-25-92	Orland Park, Illinois	R	Lake Erie	AHL	76	6	40	46	7	38
10 Wennberg, Alexander	6-2	196	9-22-94	Stockholm, Sweden	L	COLUMBUS	NHL	69	8	32	40	-1	2
63 Zaar, Daniel	5-11	177	4-24-94	Helsingborg, Sweden	R	Lake Erie	AHL	71	21	22	43	-6	22

PRONUNCIATION GUIDE

Vitaly Abramov	vih-TAL-ee ah-BRAHM-awf
Josh Anderson	AN-duhr-suhn
Cam Atkinson	AT-kihn-suhn
Oliver Bjorkstrand	bih-YOHRK-strand
Matt Calvert	CAL-vuhrt
Brandon Dubinsky	doo-BIHN-skee
Nick Foligno	foh-LEE-noh
Sam Gagner	GAHN-yay
Brett Gallant	guh-LANT
Markus Hannikainen	hah-nih-KIGH-nehn
Scott Hartnell	HAHRT-nuhl
Boone Jenner	JEH-nehr
Keegan Kolesar	KOHL-uh-sahr

Jordan Maletta	ma-LEH-tah
Sonny Milano	mih-LA-noh
Nick Moutrey	M00-tree
Peter Quenneville	KWEHN-vihl
Brandon Saad	SAHD
Dante Salituro	sal-ih-TUHR-oh
Lukas Sedlak	SED-lak
Kole Sherwood	SHUHR-wud
Markus Soberg	SHOH-buhrg
Kevin Stenlund	STEHN-luhnd
Calvin Thurkauf	TUHR-KAWF
T.J. Tynan	TIGH-nuhn
Alexander Wennberg	WEHN-buhrg

ORGANIZATIONAL ROSTER - DEFENSE & GOALTENDERS

Defense	Ht.	Wt.	DOB	Birthplace	Shoots	'15-16 Club	League	GP	G	A	Pts.	+/-	PIM
53 Carlsson, Gabriel	6-4	191	1-2-97	Orebro, Sweden	L	Linkoping	SHL	45	1	8	9	4	2
						Linkoping Jr.	SuperElit	11	2	6	8	6	8
59 Collins, Ryan	6-5	216	5-6-96	Bloomington, Minnesota	R	U. Minnesota	BigTen	29	0	4	4	-4	35
						Yaroslavl, Russia	KHL	42	3	4	7	17	18
29 Goloubef, Cody	6-1	200	11-30-89	Mississauga, Ontario	R	COLUMBUS	NHL	43	1	7	8	-3	20
91 Graves, Jacob	6-2	192	3-28-95	Barrie, Ontario	R	Oshawa	OHL	38	0	15	15	13	59
						London	OHL	31	1	5	6	21	45
54 Harrington, Scott	6-2	219	3-10-93	Kingston, Ontario	L	Toronto	NHL	15	0	1	1	0	4
						Toronto	AHL	17	1	2	3	4	14
37 Heatherington, Dillon	6-4	215	5-9-95	Calgary, Alberta	L	Lake Erie	AHL	63	3	16	19	17	50
7 Johnson, Jack	6-1	226	1-13-87	Indianapolis, Indiana	L	COLUMBUS	NHL	60	6	8	14	-16	25
3 Jones, Seth	6-4	220	10-3-94	Arlington, Texas	R	Nashville	NHL	40	1	10	11	-5	10
						COLUMBUS	NHL	41	2	18	20	-9	12
46 Kukan, Dean	6-2	196	7-8-93	Volketswil, Switzerland	L	COLUMBUS	NHL	8	0	0	0	9	0
						Lake Erie	AHL	33	3	10	13	3	8
27 Murray, Ryan	6-1	211	9-27-93	Regina, Saskatchewan	L	COLUMBUS	NHL	82	4	21	25	-10	40
65 Nutivaara, Markus	6-1	186	6-6-94	Oulu, Finland	L	Karpat	FIN	50	6	16	22	10	14
68 Peeke, Andrew	6-3	198	3-17-98	Parkland, Florida	R	Green Bay	USHL	56	4	26	30	7	30
47 Prout, Dalton	6-3	229	3-13-90	Kingsville, Ontario	R	COLUMBUS	NHL	64	3	6	9	-6	102
55 Ramage, John	6-1	194	2-7-91	Mississauga, Ontario	R	COLUMBUS	NHL	1	0	0	0	-2	0
						Lake Erie	AHL	68	8	19	27	5	67
86 Ruopp, Sam	6-3	195	6-3-96	Regina, Saskatchewan	L	Prince George	WHL	69	4	21	25	23	100
58 Savard, David	6-2	227	10-22-90	St. Hyacinthe, Quebec	R	COLUMBUS	NHL	65	4	21	25	-7	45
78 Siebenaler, Blake	6-1	208	2-27-96	Toledo, Ohio	R	Niagara	OHL	65	7	22	29	4	15
48 Sifers, Jaime	5-11	198	1-18-83	Stratford, Connecticut	R	Lake Erie	AHL	67	5	14	19	18	86
87 Vainio, Veeti	6-2	181	6-16-97	Espoo, Finland	R	Blues	FIN	30	0	4	4	-2	47
						KeuPa	Fin-2	6	1	4	5	2	18
						Blues Jr.	Fin-Jr.	1	0	0	0	0	0
8 Werenski, Zach	6-2	218	7-19-97	Grosse Pointe, Michigan	L	U. Michigan	BigTen	36	11	25	36	5	20
						Lake Erie	AHL	7	1	0	1	2	0
66 Yevenko, Oleg	6-7	235	1-21-91	Minsk, Belarus	L	Lake Erie	AHL	54	1	3	4	-5	152
Goaltenders	Ht.	Wt.	DOB	Birthplace	Catches	'15-16 Club	League	GP	MIN	W-L-OT	GAA	SV%	
72 Bobrovsky, Sergei	6-2	182	9-20-88	Novokuznetsk, Russia	L	COLUMBUS	NHL	37	2,116	15-19-1	2.75	.908	
35 Dansk, Oscar	6-3	195	2-28-94	Stockholm, Sweden	L	Rogle	SHL	36	1,947	13-21-0	2.68	.910	
31 Forsberg, Anton	6-3	192	11-27-92	Ornskoldsvik, Sweden	L	COLUMBUS	NHL	4	178	1-3-0	3.03	.907	
						Lake Erie	AHL	41	2,302	23-10-5	2.40	.914	
70 Korpisalo, Joonas	6-3	190	4-28-94	Pori, Finland	L	COLUMBUS	NHL	31	1,803	16-11-4	2.60	.920	
						Lake Erie	AHL	18	1,066	8-8-2	2.36	.913	
30 McElhinney, Curtis	6-3	200	5-23-83	London, Ontario	L	COLUMBUS	NHL	18	835	2-7-3	3.31	.890	
90 Merzlikins, Elvis	6-3	183	4-13-96	Riga, Latvia	L	Lugano	Swiss	44	2,713	23-13-5	2.76	.937	
41 Thome, Peter	6-4	202	5-24-97	Minneapolis, Minnesota	L	Aberdeen	NAHL	47	2,788	17-21-9	2.43	.929	

PRONUNCIATION GUIDE

Sergei Bobrovsky SAIR-gay bawb-RAWF-skee
 Anton Forsberg AN-tawn FOHRZ-buhrg
 Vladislav Gavrikov vla-dih-SLAV GAV-rih-kawv
 Cody Goloubef GOH-luh-behf
 Dillon Heatherington heh-thuhr-ING-tuhn
 Jack Johnson JAHN-suhn
 Joonas Korpisalo YOH-nuhs kohr-pih-SAL-oh
 Dean Kukan KOO-kahn
 Curtis McElhinney MAK-ihl-ehn-ee
 Elvis Merzlikins EHL-vihs muhrz-LIGH-kihns
 Ryan Murray MUHR-ree

Markus Nutivaara noo-tih-VAH-ruh
 Dalton Prout PROWT
 Sam Ruopp ROO-awp
 David Savard suh-VAHRD
 Blake Siebenaler SEE-beh-nay-luhr
 Jaime Sifers SIGH-fuhrs
 Peter Thome TOH-mee
 Veeti Vaino vee-eh-TAY VIGH-n'yoh
 Zach Werenski wuh-REHN-skee
 Oleg Yevenko OH-legh yuh-VEHN-koh



CAM ATKINSON

KAM AT-kihn-suhn

13

2015-16 SEASON

GP	G	A	PTS	+/-	PIM	PP	SH	GW	SHOTS	SPCT.	TOI	HITS	GVA	TKA	BKSHOTS
81	27	26	53	-8	22	4	2	3	226	11.9	17:47	47	18	43	40

- Posted career highs in goals, assists, points, shorthanded goals, shots, TOI/game and games played
 - Registered third consecutive 20-goal season, leading Columbus in points (tied) and finished third in goals and fifth in multi-point games
 - Notched eight multi-point contests, including three three-point games during the campaign
 - Tallied 8-7-15 in final 19 contests of season
 - Skated in his 300th career NHL game on Apr. 9 vs. Chicago
 - Netted third career NHL hat trick on Jan. 25 vs. Montreal (Mike Condon)
 - Tallied first career overtime winner on Nov. 27 vs. Pittsburgh
- **Games lost to injury:** 0... **Multi-point (goal) games:** 8 (3)... **Most Points:** 3 (3x) - Mar. 8 vs. Detroit, most recent... **Most Goals:** 3 - Jan. 25 vs. Montreal... **Most Assists:** 2 (2x) - Apr. 6 at Toronto, most recent... **Most PIM:** 4 (2x) - Mar. 24 vs. Carolina, most recent... **Most Shots:** 7 (2x) - Jan. 25 vs. Montreal, most recent... **TOI:** 22:36 - Mar. 22 vs. Philadelphia

CAREER HIGHLIGHTS

- Set then career highs in goals (22), penalty minutes (22), time on ice (16:59) and points (40, tied) in 2014-15
- Tied club record with seven game-winning goals in 2014-15 (Geoff Sanderson, 2000-01, Rick Nash, 2003-04 and 2010-11)
- Recorded 21 goals and set career high with 40 points in 79 games and ranked second on the club in shots (216), third in goals and first-T in game-winning goals (5) in 2013-14
- Posted career-high four points (2-2-4) on Dec. 10, 2013 vs. New Jersey
- Fired nine shots on goal and tallied three points (2-1-3) on Mar. 28, 2013 at Edmonton
- Scored first career game-winning goal on Mar. 9, 2013 vs. Detroit
- Became the third rookie in franchise history to record a hat trick with three goals on Apr. 5, 2012 at Colorado (Semyon Varlamov-2, empty net-1)
- Tallied the first multi-point game of his NHL career with 0-2-2 on Mar. 31, 2012 at St. Louis
- Scored the game-deciding shootout goal on Mar. 18, 2012 at Calgary, on the first shootout attempt of his NHL career
- Finished the 2011-12 season ranked fourth in the AHL in power play goals (13) and 11th in goals (29) and led Springfield (AHL) in goals, power play goals and shorthanded goals (2, tied), while ranking third in points (44)
- Was selected to play in the 2012 AHL All-Star Classic (had an assist while playing for the Eastern Conference)
- Made his professional debut at the end of the 2010-11 season, tallying 3-2-5 in five games with Springfield (AHL)
- Scored a goal in his first professional game with Springfield on Apr. 1, 2011 vs. Bridgeport

AMATEUR CAREER

- Played three seasons at Boston College from 2008-11, finishing with 31-21-52 in 117 games
- Led Hockey East in goals and points and was second in the nation in goals in 2010-11 with 31-21-52 in 39 games
- Was a finalist for the Hobey Baker Award, named Hockey East First-Team All-Star and Hockey East Tournament MVP in 2010-11
- Led the nation in goals (30), ranked third-T in points (53) and was sixth-T in power play goals (11), while helping Boston College win the NCAA Championship (scored two goals in the championship game) in 2009-10
- Was named the NCAA Northeast Regional Most Outstanding Player and selected for the NCAA All-Tournament Team in 2009-10
- His first collegiate goal was the game-winning goal on Oct. 10, 2008 vs. Wisconsin during his freshman season

INTERNATIONAL CAREER

- Represented the United States at the 2012 IIHF World Championships

PERSONAL

- Nickname is "Atko" ... Twitter handle is @CamAtkinson13
- If he could trade places with one person for a day, it would be teammate Alexander Wennberg
- Two things that most people don't know about him is that he has five brothers and is a good cook
- Would like Mark Wahlberg to play him in a movie about his life
- Started The Force Network Fund in 2015 to raise funds for military and first responder charitable organizations

CAREER TRANSACTIONS

- Signed a three-year contract extension with Columbus on Mar. 2, 2015
- Signed a two-year contract extension with the Blue Jackets on Apr. 26, 2013
- Signed a two-year, entry level contract with the Blue Jackets on Mar. 27, 2011
- Columbus' sixth round pick, 157th overall, in the 2008 NHL Draft

POSITION

RIGHT WING

SHOOTS

RIGHT

HEIGHT

5-8

WEIGHT

182

DOB

06/05/89

BIRTHPLACE

RIVERSIDE, CONNECTICUT

VS. THE NHL

TEAM	GP	G	A	PTS	PIM
ANA	8	0	3	3	0
ARI	10	1	3	4	2
BOS	9	0	2	2	0
BUF	9	3	2	5	0
CGY	9	0	4	4	4
CAR	13	2	5	7	6
CHI	10	3	4	7	0
COL	11	4	1	5	0
CBJ	0	0	0	0	0
DAL	8	3	2	5	2
DET	15	7	5	12	8
EDM	10	4	3	7	6
FLA	10	4	3	7	8
LAK	7	1	0	1	0
MIN	8	2	1	3	0
MTL	9	4	2	6	2
NSH	11	1	3	4	4
NJD	13	5	4	9	0
NYI	13	7	7	14	8
NYR	12	5	1	6	0
OTT	9	4	4	8	4
PHI	14	3	2	5	6
PIT	14	2	1	3	4
SJS	8	2	1	3	0
STL	12	4	5	9	4
TBL	9	0	1	1	2
TOR	9	2	3	5	0
VAN	11	3	2	5	2
WSH	13	7	4	11	2
WPG	6	3	1	4	6
TOTALS:	300	86	79	165	80

GETTING STARTED

Atkinson began playing hockey at the age of two and idolized former Lightning and Ranger forward Martin St. Louis growing up.

SINGLE SEASON HIGHS

GP:	81, 2015-16
Goals:	27, 2015-16
Assists:	26, 2015-16
Points:	53, 2015-16
+/-:	9, 2012-13
PIM:	22 (2x), 2015-16
PPG:	7, 2014-15
SHG:	2, 2015-16
GWG:	7, 2014-15
Shots:	226, 2015-16
Shot %:	11.9, 2015-16
TOI:	17:47, 2015-16
Hits:	55 (2x), 2014-15
Blocked Shots:	40, 2015-16
Multi-point Games:	8, 2015-16
Multi-goal Games:	3, 2015-16
Multi-assist Games:	2, 2015-16

PENALTY SHOTS - 0

DATE	OPPONENT	GOALIE (RESULT)
------	----------	-----------------

HAT TRICKS - 3

DATE	OPPONENT	GOALIE (RESULT)
4/5/12	at COL	Varlamov (2, EN)
3/27/15	at CHI	Crawford (2, EN)
1/25/16	vs. MTL	Condon (3)

SHOOTOUTS

	G	S	S%	GDG
2015-16	3	10	30.0	1
CAREER	9	27	33.3	5

GAME HIGHS

Goals:	3 (3x), 1/25/16 vs. MTL
Assists:	2 (5x), 4/6/16 at TOR
Points:	4, 12/10/13 vs. NJD
PIM:	6, 12/16/13 vs. WPG
+/-:	3 (4x), 4/6/16 at TOR
Shots:	9 (2x), 11/8/14 vs. TBL
TOI:	22:36, 3/22/16 vs. PHI
Hits:	5, 12/13/14 vs. PIT
Blocked Shots:	4 (2x), 12/8/15 vs. LAK
Goal Streak:	3, 1/6-1/11/14 (3-1-4)
Assist Streak:	3 (2x), 4/3-4/6/14 (0-3-3)
Point Streak:	4 (4x), 12/27/15-1/5/16 (2-2-4)
GP Streak:	95, 2/21/13 - 3/6/14

CAREER STATS

Multi-goal Games:	11x, 3/8/16 vs. DET (2-1-3)
Multi-assist Games:	5x, 4/6/16 at TOR (0-2-2)
Multi-point Games:	29x, 4/6/16 at TOR (0-2-2)
Three-point Games:	7x, 3/8/16 vs. DET (2-1-3)
Four points-plus Games:	1x, 12/10/13 vs. NJD (2-2-4)
Overtime Goals:	1x, 11/27/15 vs. PIT (2:42)

NHL/CBJ FIRSTS

Game:	10/7/11 vs. NSH
Goal:	10/10/11 vs. VAN
Assist:	2/26/12 at PIT



CAREER RECORD				REGULAR SEASON										PLAYOFFS					
YEAR	TEAM	LEAGUE	GP	TOI	G	A	PTS	+/-	PIM	PP	SH	GW	S	S%	GP	G	A	PTS	PIM
2005-06	Avon Old Farms	USHS	25	n/a	15	20	35	n/a	16	n/a	n/a	n/a	n/a	n/a
2006-07	Avon Old Farms	USHS	27	n/a	28	24	52	n/a	12	n/a	n/a	n/a	n/a	n/a
2007-08	Avon Old Farms	USHS	28	n/a	26	37	63	n/a	10	n/a	n/a	n/a	n/a	n/a
2008-09	Boston College	H-EAST	36	n/a	7	12	19	-5	28	3	1	2	85	8.2
2009-10	Boston College	H-EAST	42	n/a	30	23	53	26	30	11	2	2	170	17.6
2010-11	Boston College	H-EAST	39	n/a	31	21	52	21	28	8	4	5	177	17.5
	Springfield	AHL	5	n/a	3	2	5	2	0	1	0	1	14	21.4
2011-12	Columbus	NHL	27	15:23	7	7	14	1	14	1	0	0	66	10.6
	Springfield	AHL	51	n/a	29	15	44	5	31	13	2	4	172	16.9
2012-13	Columbus	NHL	35	15:35	9	9	18	9	4	1	0	1	91	9.9	6	1	2	3	0
	Springfield	NHL	33	n/a	17	21	38	7	14	6	1	5	115	14.8
2013-14	Columbus	NHL	79	15:47	21	19	40	-4	18	4	1	5	216	9.7
2014-15	Columbus	NHL	78	16:59	22	18	40	-2	22	7	1	7	212	10.4
2015-16	Columbus	NHL	81	17:47	27	26	53	-8	22	4	2	3	226	11.9
CBJ/NHL Totals			300	16:35	86	79	165	-4	80	17	4	16	811	10.6	6	1	2	3	0
AHL Totals			89	...	49	38	87	14	45	20	3	10	301	16.3
NCAA Totals			117	...	68	56	124	42	86	22	7	9	432	15.7
USHS Totals			80	...	69	81	150	...	38

SERGEI BOBROVSKY

SAIR-gay bawb-RAWF-skee

72



POSITION

GOALTENDER

CATCHES

LEFT

HEIGHT

6-2

WEIGHT

182

DOB

09/20/88

BIRTHPLACE

NOVOKUZNETSK, RUSSIA

VS. THE NHL

TEAM	GP	W-L-OT	SO	GA	GAA	SV%
ANA	9	4-5-0	0	26	2.88	.906
ARI	5	3-1-1	1	14	2.85	.912
BOS	5	0-2-2	0	11	2.36	.929
BUF	10	6-3-1	0	27	2.87	.905
CGY	8	4-1-2	0	18	2.33	.919
CAR	11	6-5-0	1	25	2.34	.923
CHI	7	4-2-1	0	18	2.67	.921
COL	7	4-1-1	0	17	2.49	.910
CBJ	0	0-0-0	0	0	0.00	.000
DAL	9	7-1-1	0	18	1.97	.937
DET	12	6-4-1	2	24	2.08	.934
EDM	7	4-3-0	0	18	2.88	.890
FLA	10	8-1-1	0	21	2.14	.935
LAK	8	2-4-1	0	18	2.28	.915
MIN	7	5-2-0	0	12	1.68	.938
MTL	9	5-4-0	0	23	2.58	.916
NSH	10	7-3-0	2	21	2.33	.928
NJD	11	7-3-1	0	30	2.86	.903
NYI	16	11-4-0	1	34	2.26	.928
NYR	14	3-8-2	0	40	3.00	.903
OTT	8	4-3-1	0	20	2.64	.908
PHI	6	5-1-0	1	11	1.81	.940
PIT	15	9-5-1	0	38	2.72	.912
SJS	9	5-2-2	1	24	2.63	.924
STL	7	3-4-0	0	13	2.11	.922
TBL	7	3-2-0	0	14	3.03	.898
TOR	11	8-3-0	2	22	2.01	.927
VAN	8	2-3-2	1	20	2.56	.923
WSH	13	4-5-3	0	40	3.23	.902
WPG	8	1-5-1	0	27	4.35	.865
TOT	267	140-90-25	12	644	2.54	.917

GETTING STARTED

Bobrovsky began playing hockey at the age of seven.

2015-16 SEASON

GP	W	L	OT	SA	GA	GAA	SV	SV%	SO	G	A	PIM	MIN
37	15	19	1	1,049	97	2.75	952	.908	1	0	2	2	2,116:21

- Became the franchise's all-time leader in wins with 97th victory on Apr. 6 at Toronto
- Missed 16 games from Dec. 10-Jan. 13 and 19 games from Jan. 25-Mar. 8 with groin injuries
- Went 8-3-0 with a 1.82 goals-against average and a .940 save percentage (311-of-334) in 11 appearances in November, finishing second in the NHL in wins (Holtyby - 9), goals-against average(Reimer - 1.68), and save percentage(Reimer - .949) during the month
- Stopped 39 shots for only shutout of season on Nov. 20 vs. Nashville (4-0 W)
- Turned aside 31 shots for first victory of the campaign on Oct. 24 at Colorado (4-3 W)
- **Games lost to injury:** 35... **Most Saves:** 41 - Nov. 3 at San Jose... **Most Shots Faced:** 43 - Nov. 3 at San Jose

CAREER HIGHLIGHTS

- Became first goaltender in club history to record 30 wins in back-to-back seasons with 32 in 2013-14 and 30 in 2014-15
- Went 14-2-1 with a 2.39 GAA and a .927 SV% in 18 appearances to end the 2014-15 season after returning from a groin injury in early March
- Set career and franchise single-month record with 10 victories in March 2015 (10-2-0)
- Named the NHL's Third Star of the Month for December 2014 after going 9-1-1 with a 2.13 GAA and .937 SV%
- Set personal and franchise records for saves in a game with 52 on Dec. 4, 2014 at Florida (4-3 SOW)
- Turned aside 36 shots for his 100th career NHL victory on Nov. 15, 2014 vs. San Jose (2-1 W)
- Recorded career highs in both shutouts (5) and wins (32), becoming the second Blue Jackets goalie to earn 30+ wins (Steve Mason; 2008-09) in a single season in 2013-14
- Logged 10,000th career NHL minute on Apr. 9, 2014 at Dallas
- Won Vezina Trophy as league's top goalie and named NHL First Team All-Star in 2012-13
- Set Blue Jackets single-season record for best GAA (2.00) and SV% (.932) in 2012-13
- Finished second in the NHL in GAA and fifth in SV%, seventh-T in wins (21) and sixth in shutouts (4) in 2012-13
- Earned his 50th career NHL victory in 100th career appearance on Mar. 10, 2013 at Detroit (21 saves, 3-2 W)
- Recorded first career NHL shutout on Mar. 9, 2013 vs. Detroit (30 saves, 3-0 W)
- Won his Blue Jackets debut, making 32 saves and stopping 5-of-6 in the shootout in a 3-2 victory on Jan. 19, 2013 at Nashville
- Set then career highs in saves (43) and shots against (47) in a 6-4 win for Philadelphia on Apr. 1, 2012 at Pittsburgh
- Ranked second among NHL rookies in wins (28) and games started (52), while ranking fifth in save percentage (.915) and goals-against average (2.59) in 2010-11
- Posted a 9-0-1 mark in 10-straight starts from Oct. 26-Nov. 15, 2010
- Won six-straight games and allowed two or fewer goals in each game from Nov. 11, 2010-Jan. 25, 2011
- Spent four seasons with Metallurg (Russia/KHL) from 2006-10

INTERNATIONAL CAREER

- Went 2-2 with a 2.53 goals-against average, .930 save percentage and one shutout in four games for Russia in the World Cup of Hockey 2016
- Led Russia to a bronze medal and was named one of club's three best players at the 2016 IIHF World Championships (7-2-0, 1.73 GAA, .931 SV%)
- Led Russia to a silver medal at the 2015 IIHF World Championships (6-3-0, 2.32 GAA, .906 SV%)
- Represented Russia at the 2014 IIHF World Championships (Gold) and 2014 Olympic Games (1-0-1, 1.15 GAA, .952 SV%)
- Represented Russia at the 2008 IIHF World Junior Championships (Bronze) and at the 2007 Canada-Russia Super Series

PERSONAL

- Nickname is "Bob"
- His most memorable hockey moment was winning gold at the 2014 IIHF World Championships
- His favorite sport to play other than hockey is soccer and one of his favorite athletes is soccer star Lionel Messi
- Favorite NHL cities are New York and Chicago

CAREER TRANSACTIONS

- Signed a four-year contract extension with the Blue Jackets on Jan. 9, 2015
- Signed a two-year contract extension with the Blue Jackets on June 30, 2013
- Acquired by Columbus from Philadelphia in exchange for second and fourth round picks in the 2012 NHL Draft and a fourth round pick in the 2013 NHL Draft on June 22, 2012
- Signed by the Flyers as a free agent on May 6, 2010

SINGLE SEASON HIGHS

GP:	58, 2013-14
Wins:	32, 2013-14
Minutes:	3,299, 2013-14
Saves:	1,699, 2013-14
Save Percentage:	.932, 2012-13
Goals-Against Average:	2.00, 2012-13
Shutouts:	5, 2013-14
Assists:	2 (3x), 2015-16
Penalty Minutes:	4, 2014-15

PENALTY SHOTS - 9

DATE	OPPONENT	SKATER (RESULT)
10/30/10	vs. NYI	Nielsen (Goal)
1/23/11	at CHI	Hossa (Goal)
11/14/11	at CAR	Dwyer (Goal)
1/12/12	at NYI	Grabner (No Goal)
11/22/13	at VAN	Hansen (No Goal)
3/20/14	at MTL	Eller (No Goal)
1/19/15	at MIN	Parise (No Goal)
10/10/15	at NYR	Nash (No Goal)
1/20/16	vs. WSH	Ovechkin (No Goal)

SHOOTOUTS

	SV	S	SV%	REC
2015-16	7	9	.778	1-1
CAREER	81	111	.730	19-13

GAME HIGHS

Saves:	52, 12/4/14 at FLA
Shots:	55, 12/4/14 at FLA
EV Saves:	43, 12/4/14 at FLA
PP Saves:	17, 12/11/14 at WSH
Assists:	1 (7x), 12/5/15 at PHI
PIM:	2 (5x), 3/11/16 vs. PIT
Win Streak:	9, 11/29/13-1/23/14
Point Streak:	11 (2x), 3/19-4/10/15 (10-0-1)
GP Streak:	20, 3/31-10/19/13
GS Streak:	20, 3/31-10/19/13

NHL FIRSTS

Game:	10/7/10 at PIT
Win:	10/7/10 at PIT
Shutout:	3/9/13 vs. DET

CBJ FIRSTS

Game:	1/19/13 at NSH
Win:	1/19/13 at NSH
Shutout:	3/9/13 vs. DET



CAREER RECORD

REGULAR SEASON

PLAYOFFS

YEAR	TEAM	LEAGUE	GP	W	L	OT	SO	GA	SA	SV%	GAA	MIN	GP	W-L	SO	GA	SV%	GAA	MIN
2006-07	Metallurg	KHL	8	n/a	n/a	n/a	0	13	n/a	n/a	2.78	280
2007-08	Metallurg	KHL	24	n/a	n/a	n/a	1	57	n/a	n/a	2.97	1,153
2008-09	Metallurg	KHL	32	7	20	2	1	69	n/a	n/a	2.53	1,636
2009-10	Metallurg	KHL	35	9	22	3	1	89	n/a	n/a	2.72	1,964
2010-11	Philadelphia	NHL	54	28	13	8	0	130	1,527	.915	2.59	3,017	6	0-2	0	10		3.23	186
2011-12	Philadelphia	NHL	29	14	10	2	0	78	769	.899	3.02	1,550	1	0-0	0	5		8.11	37
2012-13	SKA	KHL	24	18	3	n/a	4	46	n/a	n/a	1.94	1,420
	Columbus	NHL	38	21	11	6	4	74	1,084	.932	2.00	2,219
2013-14	Columbus	NHL	58	32	20	5	5	131	1,699	.923	2.38	3,299	6	2-4	0	20		3.17	378
	Russia	Olympics	3	1	0	1	0	3	63	.952	1.15	157
2014-15	Columbus	NHL	51	30	17	3	2	134	1,632	.918	2.69	2,994
2015-16	Columbus	NHL	37	15	19	1	1	97	1,049	.908	2.75	2,116
CBJ Totals			184	98	67	15	12	436	5,464	.920	2.46	10,629	6	2-4	0	20	.908	3.17	378
NHL Totals			267	140	90	25	12	644	7,760	.917	2.54	15,197	13	2-6	0	35	.890	3.50	601
KHL/Russia Totals			123	34	35	7	7	274	2.55	6,452

MATT CALVERT

MAT CAL-vuhr

11



POSITION

LEFT WING

SHOOTS

LEFT

HEIGHT

5-11

WEIGHT

188

DOB

12/24/89

BIRTHPLACE

BRANDON, MANITOBA

VS. THE NHL

TEAM	GP	G	A	PTS	PIM
ANA	10	1	1	2	6
ARI	10	5	1	6	6
BOS	8	3	1	4	9
BUF	10	4	2	6	2
CGY	7	3	3	6	4
CAR	9	2	2	4	0
CHI	14	3	2	5	13
COL	9	0	1	1	2
CBJ	0	0	0	0	0
DAL	11	2	1	3	2
DET	14	1	5	6	9
EDM	8	2	4	6	17
FLA	11	2	2	4	4
LAK	11	2	0	2	6
MIN	10	0	2	2	10
MTL	7	0	0	0	11
NSH	15	3	2	5	4
NJD	9	2	5	7	4
NYI	11	0	1	1	4
NYR	10	2	0	2	7
OTT	6	0	2	2	11
PHI	13	4	1	5	8
PIT	10	3	1	4	2
SJS	8	2	3	5	6
STL	11	3	2	5	14
TBL	8	0	2	2	4
TOR	7	1	5	6	5
VAN	10	2	0	2	0
WSH	8	1	5	6	15
WPG	7	0	1	1	7
TOTALS:	282	53	57	110	192

GETTING STARTED

Calvert began playing hockey at the age of five and idolized former Lightning and NY Ranger forward Martin St. Louis growing up.

2015-16 SEASON

GP	G	A	PTS	+/-	PIM	PP	SH	GW	SHOTS	SPCT.	TOI	HITS	GVA	TKA	BKSHOTS
73	11	13	24	1	51	1	0	1	114	9.6	15:07	91	10	36	46

- Posted career highs in games played, shots and points (tied)
- Collected 3-3-6 in final five games of season, including a three-game goal streak from Apr. 6-9 (3-2-5)
- Registered 100th career NHL point with an assist on Mar. 4 vs. Edmonton
- Recorded career-high three assists, all in the first period to tie the club mark, and +4 on Feb. 25 vs. New Jersey
- **Games lost to injury:** 9... **Multi-point (goal) games:** 4 (0)... **Most Points:** 3 (2x) – Apr. 6 at Toronto, most recent... **Most Goals:** 1 (11x) – Apr. 9 vs. Chicago, most recent... **Most Assists:** 3 – Feb. 25 vs. New Jersey... **Most PIM:** 7 (3x) – Mar. 8 vs. Detroit, most recent... **Most Shots:** 5 (3x) – Mar. 24 vs. Carolina, most recent... **TOI:** 20:01 – Mar. 24 vs. Carolina

CAREER HIGHLIGHTS

- Registered career highs in goals (13) and game-winners (3) in 2014-15
- Skated in his 200th career NHL game on Feb. 22, 2015 at NY Rangers
- Recorded points in three straight games from Feb. 14-19, 2015 (2-2-4)
- Registered career highs in assists (15), points (24), penalty minutes (53) and TOI/game (16:06) in 2013-14
- Skated in his 100th career NHL game on Oct. 10, 2013 at Buffalo
- Finished second on Columbus in shooting pct. (14.3) and fifth-T in goals (9) in 2012-13
- Scored his first career shootout marker (also the game-deciding goal) on Mar. 10, 2013 at Detroit
- Scored his first career overtime goal on Mar. 7, 2013 vs. Vancouver
- Began his second pro season with Columbus before playing the last 56 games with Springfield (AHL) in 2011-12
- Played his first professional season with Columbus and Springfield in 2010-11
- Ranked third-T on the Blue Jackets in plus/minus rating (+3) and fifth-T in power play goals (3) in 2010-11
- Became the first player to score at least 11 goals in his first 25 NHL games since Pittsburgh's Evgeni Malkin scored 15 goals in his first 25 in the fall of 2006
- Was named the NHL's Third Star of the Week for the week ending Feb. 27, 2011 (5-1-6, 3 GP)
- Became the second Blue Jackets rookie to register a hat trick with three goals (and added an assist), including the first game-winning goal of his NHL career, on Feb. 25, 2011 vs. Phoenix (Ilya Bryzgalov)
- Was unsuccessful on the first penalty shot attempt of his NHL career on Mar. 4, 2011 at Calgary (Miikka Kiprusoff)

AMATEUR CAREER

- Played three seasons with Brandon (WHL) from 2007-10
- Led WHL in shorthanded goals (9), was second in game-winning goals (10), third-T in goals (47) and fourth-T in points (99) in 2009-10
- Led the Wheat Kings in playoff goals (9), ranked second in points (16) and was named to the Memorial Cup All-Star Team in 2009-10
- Tallied three shorthanded goals for his third hat trick of the season on Apr. 20, 2010 vs. Calgary
- Led Brandon in power play goals (12) and was second in plus/minus rating (+10) in 2008-09
- Led the club in playoff goals (9), while ranking third in points (17) and penalty minutes (22, tied) in 2008-09
- Led the Wheat Kings in plus/minus rating, while ranking fourth in goals, and second in assists and points with 24-40-62, +26 in 72 games in 2007-08
- Led the team and ranked seventh-T in the WHL in shorthanded goals (3), while ranking fourth among WHL rookies in points in 2007-08

PERSONAL

- Nickname is "Calvs" or "Shooter" ... Twitter handle is @MattCalvert11
- Would be a carpenter if he wasn't a hockey player
- His favorite sport is football and his favorite athlete is Pittsburgh Steelers wide receiver Antonio Brown
- His first job was working as a Wendy's grill man
- Says if he could trade places with one person for a day, it would be pro golfer Rory McIlroy

CAREER TRANSACTIONS

- Signed a three-year contract extension with the Blue Jackets on July 9, 2015
- Signed a two-year contract extension with Columbus on Apr. 23, 2013
- Signed a three-year, entry level contract with the Blue Jackets on Mar. 18, 2010
- Columbus' fifth round pick, 127th overall, in the 2008 NHL Draft

SINGLE SEASON HIGHS

GP:	73, 2015-16
Goals:	13, 2014-15
Assists:	15, 2013-14
Points:	24, (2x) 2015-16
+/-:	3, 2010-11
PIM:	53, 2013-14
PPG:	3, 2010-11
SHG:	1, 2012-13
GWG:	3, 2014-15
Shots:	114, 2015-16
Shot %:	22.0, 2010-11
TOI:	16:06, 2013-14
Hits:	111, 2013-14
Blocked Shots:	46, 2015-16
Multi-point Games:	5, 2014-15
Multi-goal Games:	2, 2014-15
Multi-assist Games:	4, 2015-16

PENALTY SHOTS - 1

DATE	OPPONENT	GOALIE (RESULT)
3/4/11	at CGY	Kiprusoff (No Goal)

HAT TRICKS - 1

DATE	OPPONENT	GOALIE (RESULT)
2/25/11	vs. PHX	Bryzgalov (3)

SHOOTOUTS

	G	S	S%	GDG
2015-16	0	0	0.0	0
CAREER	1	10	10.0	1

GAME HIGHS

Goals:	3, 2/25/11 vs. PHX
Assists:	3, 2/25/16 vs. NJD
Points:	4, 2/25/11 vs. PHX
PIM:	15, 3/5/13 vs. EDM
+/-:	4, 2/25/16 vs. NJD
Shots:	7 (2x), 2/7/15 at OTT
TOI:	21:33, 12/27/14 vs. BOS
Hits:	7 (2x), 11/25/13 at TOR
Blocked Shots:	4, 12/19/15 vs. PHI
Goal Streak:	4, 2/18-2/27/11 (6-2-8)
Assist Streak:	3, 3/11-3/15/14 (0-3-3)
Point Streak:	4, 2/18-2/27/11 (6-2-8)
GP Streak:	47, 1/7/11-10/15/11

CAREER STATS

Multi-goal Games:	3x, 2/17/15 at PHI (2-0-2)
Multi-assist Games:	7x, 4/6/16 at TOR (1-2-3)
Multi-point Games:	17x, 4/6/16 at TOR (1-2-3)
Three-point Games:	2x, 4/6/16 at TOR (1-2-3)
Four points-plus Games:	1x, 2/25/11 vs. PHX (3-1-4)
Overtime Goals:	1x, 3/7/13 vs. VAN (4:03)

NHL/CBJ FIRSTS

Game:	1/7/11 at ANA
Goal:	1/8/11 at LAK
Assist:	1/22/11 at STL




CAREER RECORD				REGULAR SEASON											PLAYOFFS				
YEAR	TEAM	LEAGUE	GP	TOI	G	A	PTS	+/-	PIM	PP	SH	GW	S	S%	GP	G	A	PTS	PIM
2007-08	Brandon	WHL	72	n/a	24	40	64	26	53	3	3	2	n/a	n/a	6	1	2	3	2
2008-09	Brandon	WHL	58	n/a	28	39	67	10	58	12	3	4	n/a	n/a	12	9	8	17	22
2009-10	Brandon	WHL	68	n/a	47	52	99	47	70	10	9	10	n/a	n/a	15	9	7	16	15
2010-11	Columbus	NHL	42	11:05	11	9	20	3	12	3	0	1	50	22.0
	Springfield	AHL	38	n/a	13	12	25	-3	12	4	2	1	80	16.2
2011-12	Columbus	NHL	13	9:07	0	3	3	-5	16	0	0	0	4	0.0
	Springfield	AHL	56	n/a	17	19	36	-2	52	5	1	0	132	12.9
2012-13	Columbus	NHL	42	14:10	9	7	16	-9	32	0	1	2	63	14.3
	Springfield	AHL	34	n/a	10	11	21	11	39	4	1	1	76	13.2
2013-14	Columbus	NHL	56	16:06	9	15	24	-1	53	2	0	1	90	10.0	6	2	2	4	4
2014-15	Columbus	NHL	56	15:59	13	10	23	1	28	0	0	3	93	14.0
2015-16	Columbus	NHL	73	15:07	11	13	24	1	51	1	0	1	114	9.6
CBJ/NHL Totals			282	14:28	53	57	110	-10	192	6	1	8	414	12.8	6	2	2	4	4
AHL Totals			128	...	40	42	82	6	103	13	4	2	288	13.9
WHL Totals			198	...	99	131	230	83	181	25	15	16	33	19	17	36	39

GREGORY CAMPBELL

GREH-goh-ree KAM-buhl

9



POSITION

CENTER

SHOOTS

LEFT

HEIGHT

6-0

WEIGHT

188

DOB

12/17/83

BIRTHPLACE

LONDON, ONTARIO

VS. THE NHL

TEAM	GP	G	A	PTS	PIM
ANA	12	0	1	1	13
ARI	11	0	1	1	18
BOS	20	0	3	3	15
BUF	46	5	6	11	51
CGY	10	0	0	0	2
CAR	55	4	5	9	33
CHI	13	1	1	2	11
COL	12	0	2	2	19
CBJ	12	0	4	4	7
DAL	13	1	1	2	18
DET	17	1	1	2	6
EDM	12	1	0	1	14
FLA	22	1	4	5	12
LAK	13	2	2	4	19
MIN	12	0	3	3	11
MTL	44	5	1	6	46
NSH	11	1	1	2	2
NJD	38	4	8	12	29
NYI	41	6	5	11	15
NYR	38	5	6	11	63
OTT	45	1	7	8	30
PHI	38	4	3	7	59
PIT	37	4	10	14	34
SJS	12	2	2	4	16
STL	12	2	3	5	4
TBL	51	3	10	13	46
TOR	42	9	9	18	27
VAN	11	1	0	1	16
WSH	54	5	6	11	26
WPG	49	3	11	14	34

TOTALS: 803 71 116 187 696

GETTING STARTED

Campbell began playing hockey at the age of four and idolized Hall of Famer Steve Yzerman growing up.

2015-16 SEASON

GP	G	A	PTS	+/-	PIM	PP	SH	GW	SHOTS	SPCT.	TOI	HITS	GVA	TKA	BKSHOTS
82	3	8	11	-6	78	0	0	2	58	5.2	10:33	100	11	14	56

- Played in 82 games for second time in NHL career and was one of three Jackets to play every game (Boone Jenner, Ryan Murray)
- Led the club and finished 11th-T in the NHL in fighting majors (8)
- Skated in his 800th career NHL game on Apr. 4 vs. NY Rangers
- Posted first goal as a Blue Jacket with the game winner on Nov. 5 at Los Angeles
- Made Columbus debut on Oct. 9 vs. NY Rangers

- **Games lost to injury:** 0... **Multi-point (goal) games:** 1 (0)... **Most Points:** 2 – Mar. 11 vs. Pittsburgh... **Most Goals:** 1 (3x) – Mar. 11 vs. Pittsburgh, most recent... **Most Assists:** 1 (8x) – Mar. 28 at Washington, most recent... **Most PIM:** 17 – Dec. 10 at Winnipeg... **Most Shots:** 4 – Dec. 15 at Dallas... **TOI:** 17:35 – Jan. 2 vs. Washington

CAREER HIGHLIGHTS

- Finished third on the Bruins in 2014-15 in face-off wins (339), second in face-off percentage (53.6%), fourth in short-handed TOI among forwards (1:31) and sixth in hits (119)
- Skated in his 700th career NHL game on Feb. 10, 2015 vs. Dallas
- Played in all 82 games with Boston for first time in NHL career in 2013-14
- Recorded his 100th NHL assist on Mar. 15, 2014 vs. Carolina
- Tied his career-best assist streak with a three-game streak from Jan. 4-9, 2014 (0-3-3)
- Played in his 600th NHL game on Dec. 10, 2013 at Calgary
- Had a three-game post-season point streak from May 25-June 3, 2013 (2-2-4)
- Posted multi-point efforts in two-straight games on Apr. 8 (0-2-2) and Apr. 10, 2013 (2-0-2)
- Played in his 500th NHL game on Feb. 25, 2012 at Ottawa
- Tallied his first "Gordie Howe Hat Trick" with a goal, assist and fight on Jan. 19, 2012 at New Jersey
- Helped Boston capture the 2011 Stanley Cup with 1-3-4 in 25 playoff games, while playing in his first NHL post-season
- Matched his career-high in goals (13) in 2010-11
- Scored one of only two 3-on-5 shorthanded goals in the NHL in a two-goal effort on Mar. 24, 2011 vs. Montreal
- Skated in his 400th NHL game on Jan. 6, 2011 vs. Minnesota
- Led the Panthers in hits with 158 in 2009-10
- Established career season-highs in goals, assists and points with 13-19-32 in 2008-09 and led Florida in hits (202)
- Played in his 300th NHL game on Apr. 5, 2009 vs. Pittsburgh
- Tallied career-high three-point nights on Nov. 12, 2008 vs. Tampa Bay (2-1-3) and Jan. 10, 2009 vs. Atlanta (0-3-3)
- Had a four-game point streak from Nov. 28-Dec. 4, 2008 (3-3-6)
- Played in his 200th NHL game on Feb. 5, 2008 at Toronto
- Notched his first career two-goal effort, including first career game-winning goal, on Oct. 24, 2007 vs. Philadelphia
- Played in his 100th NHL game on Dec. 14, 2006 at Buffalo
- Spent most of the 2005-06 season in Florida, recording 3-6-9 totals in 64 games
- Scored his first NHL point with a goal on Nov. 15, 2005 at Montreal and recorded his first NHL assist on Nov. 25, 2005 vs. Pittsburgh
- Spent most of his first pro season with Florida's AHL affiliate in San Antonio, tallying 13-16-29 in 76 games in 2003-04

AMATEUR CAREER

- Recorded 42-81-123 and 261 penalty minutes in 185 games in three seasons with Plymouth and Kitchener (OHL) from 2000-03
- Won a Memorial Cup championship with Kitchener in 2003 and was named to the All-Tournament Team as the tournament's leading scorer (1-6-7)

INTERNATIONAL CAREER

- Helped Canada capture a silver medal at the 2003 IIHF World Junior Championships, tallying 1-1-2 and 4 PIM in six games

PERSONAL

- Nickname is "Soupy"
- His most memorable hockey moment was winning the Stanley Cup with the Boston Bruins in 2011
- One thing most people would be surprised to know about him is that he likes interior design
- Would be in the construction/building industry if he wasn't a hockey player
- Favorite musical artists are Tupac and the Zac Brown Band

CAREER TRANSACTIONS

- Signed to a two-year contract with Columbus on July 1, 2015
- Signed a three-year contract extension with Boston on June 11, 2012
- Signed a two-year contract extension with the Bruins on July 15, 2010
- Acquired by Boston with Nathan Horton from Florida in exchange for Dennis Wideman, a first round pick in the 2010 NHL Draft and a third round pick in the 2011 NHL Draft on June 22, 2010
- Signed a two-year contract extension with the Panthers on June 26, 2008
- Signed a two-year contract extension with Florida on July 13, 2006
- Signed a three-year, entry level contract with the Panthers on Mar. 27, 2003
- Florida's third round pick, 67th overall, in the 2002 NHL Draft

SINGLE SEASON HIGHS

GP:	82, (2x) 2015-16
Goals:	13 (2x), 2010-11
Assists:	19, 2008-09
Points:	32, 2008-09
+/-:	11, 2010-11
PIM:	93, 2010-11
PPG:	1 (2x), 2010-11
SHG:	2, 2007-08
GWG:	2 (3x), 2015-16
Shots:	135, 2008-09
Shot %:	13.3, 2010-11
TOI:	16:47, 2008-09
Hits:	202, 2008-09
Blocked Shots:	82, 2008-09
Multi-point Games:	6, 2008-09
Multi-goal Games:	1 (5x), 2013-14
Multi-assist Games:	3, 2009-10

PENALTY SHOTS - 1

DATE	OPPONENT	GOALIE (RESULT)
12/2/06	vs. ATL	Lehtonen (No Goal)

HAT TRICKS - 0

DATE	OPPONENT	GOALIE (RESULT)
------	----------	-----------------

SHOOTOUTS

	G	S	S%	GDG
2015-16	0	0	0	0
CAREER	0	0	0	0

GAME HIGHS

Goals:	2 (5x), 3/2/14 at NYR
Assists:	3, 1/10/09 vs. ATL
Points:	3 (3x), 1/10/11 at PIT
PIM:	17 (3x), 12/10/15 at WPG
+/-:	3 (3x), 1/3/10 vs. PIT
Shots:	5 (6x), 3/1/14 vs. WSH
TOI:	22:21, 12/8/08 at OTT
Hits:	8, 3/16/10 vs. WSH
Blocked Shots:	5, 1/18/10 vs. WPG
Goal Streak:	3, 11/30-12/4/08 (3-2-5)
Assist Streak:	3 (2x), 1/4-1/9/14 (0-3-3)
Point Streak:	4, 11/28-12/4/08 (3-3-6)
GP Streak:	180, 12/19/11-4/13/14

CAREER STATS

Multi-goal Games:	5x, 3/2/14 at NYR (2-0-2)
Multi-assist Games:	8x, 4/8/13 vs. CAR (0-2-2)
Multi-point Games:	23x, 3/11/16 vs. PIT (1-1-2)
Three-point Games:	3x, 1/10/11 at PIT (1-2-3)
Four points-plus Games:	0
Overtime Goals:	0

NHL FIRSTS

Game:	10/18/03 at NYI
Goal:	11/15/05 at MTL
Assist:	11/25/05 vs. PIT

CBJ FIRSTS

Game:	10/9/15 vs. NYR
Goal:	11/5/15 at LAK
Assist:	10/27/15 at NJD



CAREER RECORD

REGULAR SEASON

PLAYOFFS

YEAR	TEAM	LEAGUE	GP	TOI	G	A	PTS	+/-	PIM	PP	SH	GW	S	S%	GP	G	A	PTS	PIM
2000-01	Plymouth	OHL	65	n/a	2	12	14	-3	40	1	0	0	n/a	n/a	10	0	0	0	7
2001-02	Plymouth	OHL	65	n/a	17	36	53	31	105	5	1	3	n/a	n/a	6	0	2	2	13
2002-03	Kitchener	OHL	55	n/a	23	33	56	8	116	12	1	0	n/a	n/a	21	15	4	19	34
2003-04	Florida	NHL	2	9:09	0	0	0	-1	5	0	0	0	0	0.0
	San Antonio	AHL	76	n/a	13	16	29	-13	73	1	0	0	136	9.6
2004-05	San Antonio	AHL	70	n/a	12	16	28	-17	113	3	1	3	125	9.6
2005-06	Florida	NHL	64	8:38	3	6	9	-11	40	0	0	0	59	5.1
	Rochester	AHL	11	n/a	3	3	6	1	30	0	1	0	23	13.0
2006-07	Florida	NHL	79	10:33	6	3	9	-10	66	0	1	0	103	5.8
2007-08	Florida	NHL	81	12:26	5	13	18	-12	72	0	2	1	113	4.4
2008-09	Florida	NHL	77	16:47	13	19	32	0	76	1	0	1	135	9.6
2009-10	Florida	NHL	60	15:23	2	15	17	-5	53	0	0	1	84	2.4
2010-11	Boston	NHL	80	13:26	13	16	29	11	93	1	1	1	98	13.3	25	1	3	4	4
2011-12	Boston	NHL	78	12:47	8	8	16	-3	80	0	0	0	74	10.8	7	0	2	2	0
2012-13	Boston	NHL	48	13:42	4	9	13	2	41	0	1	0	52	7.7	15	3	4	7	11
2013-14	Boston	NHL	82	11:54	8	13	21	1	47	0	1	2	84	9.5	12	0	0	0	4
2014-15	Boston	NHL	70	12:08	6	6	12	1	45	0	1	2	64	9.4
2015-16	Columbus	NHL	82	10:33	3	8	11	-6	78	0	0	2	58	5.2
CBJ Totals			82	10:33	3	8	11	-6	78	0	0	2	58	5.2
NHL Totals			803	12:31	71	116	187	-33	696	2	7	10	924	7.7	59	4	9	13	19
AHL Totals			157	...	28	35	63	-29	216	4	2	3	284	9.9
OHL Totals			185	...	42	81	123	36	261	18	2	3	37	15	6	21	54



DAVID CLARKSON

DAYV-ihd KLAHRK-suhn

23

POSITION

RIGHT WING

SHOOTS

RIGHT

HEIGHT

6-0

WEIGHT

207

DOB

03/31/84

BIRTHPLACE

TORONTO, ONTARIO

VS. THE NHL

TEAM	GP	G	A	PTS	PIM
ANA	8	2	1	3	16
ARI	8	1	0	1	20
BOS	30	7	4	11	33
BUF	29	6	6	12	26
CGY	8	2	2	4	16
CAR	28	5	6	11	60
CHI	8	0	0	0	9
COL	8	0	0	0	17
CBJ	9	3	1	4	4
DAL	12	4	0	4	14
DET	14	2	2	4	12
EDM	7	0	2	2	28
FLA	28	9	7	16	41
LAK	10	1	2	3	8
MIN	7	0	2	2	17
MTL	25	5	3	8	60
NSH	7	2	0	2	14
NJD	8	0	2	2	8
NYI	40	10	4	14	57
NYR	39	6	8	14	79
OTT	24	4	3	7	55
PHI	39	7	9	16	110
PIT	43	7	4	11	71
SJS	10	4	2	6	5
STL	7	1	1	2	14
TBL	29	7	7	14	67
TOR	22	10	1	11	38
VAN	7	2	2	4	24
WSH	30	5	3	8	39
WPG	26	2	2	4	30
TOTALS:	570	114	86	200	992

GETTING STARTED

Clarkson began playing hockey at the age of four and grew up idolizing 1985 first overall pick and 15-year NHL forward Wendel Clark.

2015-16 SEASON

GP	G	A	PTS	+/-	PIM	PP	SH	GW	SHOTS	SPCT.	TOI	HITS	GVA	TKA	BKSHOTS
23	2	2	4	-8	23	0	0	1	24	8.3	9:13	45	2	5	6

- Missed 55 games due to injuries; 4 games (Oct. 9-14; Lower Body), 16 games (Nov. 5-Dec. 8; Back), 21 games (Jan. 5-Feb. 23; Upper Body) and 14 games (Mar. 13-Apr. 9; Lower Body)
- Posted 200th point of his NHL career with a goal on Mar. 8 vs. Detroit
- Notched his first goal as a Blue Jacket with the game winner on Dec. 17 at Arizona
- Collected first point with Columbus (assist) on Oct. 27 at New Jersey
- Won club's Community MVP Award as the player who best exemplifies community stewardship

- **Games lost to injury:** 55... **Multi-point (goal) games:** 0 (0)... **Most Points:** 1 (4x) – Mar. 8 vs. Detroit, most recent... **Most Goals:** 1 (2x) – Mar. 8 vs. Detroit, most recent... **Most Assists:** 1 (2x) – Mar. 4 vs. Edmonton, most recent... **Most PIM:** 10 – Mar. 5 at Philadelphia... **Most Shots:** 5 – Oct. 20 vs. NY Islanders... **TOI:** 15:35 – Dec. 17 at Arizona

CAREER HIGHLIGHTS

- Made his Blue Jackets' debut on Feb. 28, 2015 vs. New Jersey
- Skated in his 500th career NHL game on Nov. 8, 2014 vs. NY Rangers, while playing for Toronto
- Ranked third on the Maple Leafs in penalty minutes (93) and registered nine fighting majors in first year with club in 2013-14
- Scored his 100th career NHL goal on Dec. 21, 2013 vs. Detroit
- Led New Jersey in goals (15), power play goals (6), game-winning goals (5, tied) and penalty minutes (78) in 2012-13
- Posted career-high six-game point streak from Jan. 19-31, 2013 (4-4-8)
- Played in his 400th career NHL game on Mar. 4, 2013 at Toronto
- Registered career-high in goals, assists, points, power play goals (8) and game-winning goals (7) with 30-16-46 in 2011-12 with New Jersey
- Helped New Jersey reach the 2012 Stanley Cup Final against Los Angeles, collecting 3-9-12 and 32 penalty minutes in 24 games
- Played in a career-high 182 consecutive games from Mar. 2, 2010 - Mar. 31, 2012
- Collected his 100th career NHL point (assist) on Apr. 10, 2011 vs. Boston
- Played in all 82 games, collecting 17-15-32 and 164 penalty minutes in 2008-09
- Scored a goal at the 2008 NHL YoungStars Game
- Made his NHL debut on Mar. 15, 2007 at Carolina and scored his first career NHL goal and assist in the following game on Mar. 17 vs. Carolina (John Grahame)
- Spent his first pro season with Albany (AHL), collecting 13-21-34 and 233 penalty minutes in 56 games in 2005-06

AMATEUR CAREER

- Registered 74-56-130 and 485 penalty minutes in 185 career games with Belleville and Kitchener (OHL) from 2001-05
- Helped Kitchener win the OHL Championship and the Memorial Cup in 2003

PERSONAL

- Nickname is "Clarky"
- He and his wife, Brittany, have three children, McKinnley, Colton and Teigen, and two dogs, Kobi and Maggie
- His most memorable hockey moment was winning the Memorial Cup in 2003
- Would be a police officer if he wasn't a hockey player
- Rod Stewart is the person with whom he would most like to have dinner

CAREER TRANSACTIONS

- Acquired by Columbus from Toronto in exchange for Nathan Horton on Feb. 26, 2015
- Signed a seven-year contract with the Maple Leafs on July 5, 2013
- Signed a three-year contract with New Jersey on June 30, 2010
- Signed a two-year contract with the Devils on July 1, 2008
- Signed a three-year, entry level contract with New Jersey on Aug. 12, 2005

SINGLE SEASON HIGHS

GP:	82 (2x), 2010-11
Goals:	30, 2011-12
Assists:	16, 2011-12
Points:	46, 2011-12
+/-:	3, 2009-10
PIM:	183, 2007-08
PPG:	8, 2011-12
SHG:	0
GWG:	7, 2011-12
Shots:	228, 2011-12
Shot %:	13.2, 2011-12
TOI:	17:35, 2012-13
Hits:	170, 2010-11
Blocked Shots:	35, 2013-14
Multi-point Games:	9, 2011-12
Multi-goal Games:	2 (3x), 2012-13
Multi-assist Games:	2 (2x), 2009-10

PENALTY SHOTS - 0

DATE	OPPONENT	GOALIE (RESULT)
------	----------	-----------------

HAT TRICKS - 0

DATE	OPPONENT	GOALIE (RESULT)
------	----------	-----------------

SHOOTOUTS

	G	S	S%	GDG
2015-16	0	0	0	0
CAREER	3	9	33.3	3

GAME HIGHS

Goals:	2 (7x), 2/10/13 at PIT
Assists:	2 (6x), 1/27/13 at MTL
Points:	3 (3x), 2/5/13 vs. NYR
PIM:	27, 2/14/15 at MTL
+/-:	4, 12/6/14 vs. VAN
Shots:	9, 11/3/11 at PHI
TOI:	23:27, 4/1/13 vs. NYI
Hits:	8 (2x), 10/26/13 vs. PIT
Blocked Shots:	3 (2x), 12/3/13 vs. SJS
Goal Streak:	3 (5x), 3/6-3/10/12 (3-0-3)
Assist Streak:	3, 1/31-2/4/12 (3-3-6)
Point Streak:	6, 1/19-1/31/13 (4-4-8)
GP Streak:	182, 3/2/10-3/31/12

CAREER STATS

Multi-goal Games:	7x, 2/10/13 at PIT (2-0-2)
Multi-assist Games:	6x, 1/27/13 at MTL (1-2-3)
Multi-point Games:	29x, 12/6/14 vs. VAN (1-1-2)
Three-point Games:	3x, 2/5/13 vs. NYR (2-1-3)
Four points-plus Games:	0
Overtime Goals:	1x, 12/6/11 at TOR (2:40)

NHL FIRSTS

Game:	3/15/07 at CAR
Goal:	3/17/07 vs. CAR
Assist:	3/17/07 vs. CAR

CBJ FIRSTS

Game:	2/28/15 vs. NJD
Goal:	10/27/15 at NJD
Assist:	12/17/15 at ARI



CAREER RECORD

REGULAR SEASON

PLAYOFFS

YEAR	TEAM	LEAGUE	GP	TOI	G	A	PTS	+/-	PIM	PP	SH	GW	S	S%	GP	G	A	PTS	PIM
2001-02	Belleville	OHL	22	n/a	2	7	9	2	34	0	0	0	n/a	n/a	8	1	1	2	6
2002-03	Belleville	OHL	3	n/a	0	0	0	-1	11	0	0	0	n/a	n/a
	Kitchener	OHL	54	n/a	17	11	28	1	122	6	0	0	n/a	n/a	21	4	3	7	23
2003-04	Kitchener	OHL	55	n/a	22	17	39	7	173	7	1	3	n/a	n/a
2004-05	Kitchener	OHL	51	n/a	33	21	54	16	145	17	1	4	n/a	n/a	15	6	2	8	40
2005-06	Albany	AHL	56	n/a	13	21	34	-3	233	5	0	0	139	9.4
2006-07	New Jersey	NHL	7	17:01	3	1	4	-1	6	2	0	1	18	16.7	3	0	0	0	2
	Lowell	AHL	67	n/a	20	18	38	1	150	4	0	3	191	10.5
2007-08	New Jersey	NHL	81	12:01	9	13	22	1	183	0	0	1	151	6.0	5	0	0	0	4
2008-09	New Jersey	NHL	82	12:03	17	15	32	-1	164	4	0	3	158	10.8	7	2	0	2	19
2009-10	New Jersey	NHL	46	14:26	11	13	24	3	85	3	0	2	106	10.4	5	0	0	0	22
2010-11	New Jersey	NHL	82	13:37	12	6	18	-20	116	1	0	1	192	6.3
2011-12	New Jersey	NHL	80	16:21	30	16	46	-8	138	8	0	7	228	13.2	24	3	9	12	32
2012-13	Salzburg EC	Austria	5	n/a	2	1	3	-1	18	2	0	n/a	n/a	n/a
	New Jersey	NHL	48	17:35	15	9	24	-6	78	6	0	5	180	8.3
2013-14	Toronto	NHL	60	15:06	5	6	11	-14	93	1	0	1	102	4.9
2014-15	Toronto	NHL	58	13:52	10	5	15	-11	92	1	0	1	93	10.8
	Columbus	NHL	3	12:18	0	0	0	-1	14	0	0	0	2	0.0
2015-16	Columbus	NHL	23	9:13	2	2	4	-8	23	0	0	1	24	8.3
CBJ Totals			26	9:34	2	2	4	-9	37	0	0	1	26	7.7
NHL Totals			570	14:00	114	86	200	-66	992	26	0	23	1,254	9.1	44	5	9	14	79
AHL Totals			123	...	33	39	72	-2	383	4	0	3	330	10.0
OHL Totals			185	...	74	56	130	25	485	30	2	7	44	11	6	17	69
Austria Totals			5	...	2	1	3	-1	18	2	0



BRANDON DUBINSKY

BRAN-duhn doo-BIHN-skee

17

2015-16 SEASON

GP	G	A	PTS	+/-	PIM	PP	SH	GW	SHOTS	SPCT.	TOI	HITS	GVA	TKA	BKSHOTS
75	17	31	48	-16	71	5	0	3	158	10.8	18:45	235	31	45	40

- Finished second on team in assists and fifth in points with third career 30-assist and sixth career 40-point campaign
- Led Columbus and finished 14th in the NHL in hits, registering a hit in 70-of-75 contests
- Played in his 600th career NHL game on Feb. 25 vs. New Jersey
- Tied club record for shots in a game with 10 on Feb. 19 vs. Buffalo
- Matched career high with three assists on Dec. 29 vs. Dallas and Jan. 25 vs. Montreal
- **Games lost to injury:** 6... **Multi-point (goal) games:** 7 (1)... **Most Points:** 3 (2x) – Jan. 25 vs. Montreal, most recent... **Most Goals:** 2 – Apr. 6 at Toronto... **Most Assists:** 3 (2x) – Jan. 25 vs. Montreal, most recent... **Most PIM:** 10 – Apr. 9 vs. Chicago... **Most Shots:** 10 – Feb. 19 vs. Buffalo... **TOI:** 23:42 – Mar. 22 vs. Philadelphia

CAREER HIGHLIGHTS

- Finished fifth-T on the Jackets in goals (13) and sixth in hits (153) in 47 games in 2014-15
- Set a career high with an eight-game point streak to end the season from Mar. 28-Apr. 11, 2015 (4-7-11)
- Scored on his first career penalty shot attempt on Mar. 31, 2015 vs. New Jersey (Cory Schneider)
- Tallied his 300th career NHL point with a goal on Feb. 14, 2015 at NY Islanders
- Skated in his 500th career NHL game on Dec. 11, 2014 at Washington
- Finished second on the Jackets in assists (34) and hits (234), while leading the team in penalty minutes (98) and face-off winning pct. (52.9) in 2013-14
- Set a new career high in assists and reached 50 points for the second time in his NHL career (54 with NY Rangers in 2010-11) in 2013-14
- Led CBJ in points-per-game (0.69) and finished tied for the team lead in assists (18) in 2012-13
- Won 58.3 pct. of his face-off attempts, which was the fifth-best mark in the NHL in 2012-13
- Skated in his 500th career professional game and went 16-for-18 in the face-off circle on Mar. 19, 2013 vs. Nashville
- Skated in his 400th career NHL game on Jan. 29, 2013 at Minnesota
- Ranked second on the NY Rangers in penalty minutes (110), fourth in plus/minus (+16) and hits (207) and fifth-T in takeaways (37) in 2011-12
- Notched the 200th point of his NHL career with the shorthanded, game-winning goal (also had an assist) on Jan. 6, 2012 at Pittsburgh
- Led the Rangers in goals, assists, points and multi-point games (13) with 24-30-54 in 77 games in 2010-11
- Played in the 300th game of his NHL career on Mar. 3, 2011 vs. Minnesota
- Tallied the 100th assist of his NHL career on Feb. 1, 2011 vs. Pittsburgh
- Led NY Rangers in game-winning goals (5) and shorthanded goals (2, 13th in NHL), was second in goals (20) and third in points (44) in 2009-10
- Collected two assists and recorded the 100th point of his NHL career on Jan. 4, 2010 vs. Boston
- Ranked seventh in the NHL in hits (251) and led the team in face-off percentage (53.6) in 2008-09
- Was selected to play in the NHL YoungStars Game at the 2009 All-Star Weekend
- Ranked seventh among NHL rookies in points with 14-26-40 in 82 games for the Rangers in 2007-08
- Was named MVP of the NHL YoungStars Game at the 2008 All-Star Weekend

AMATEUR CAREER

- Played four seasons with Portland (WHL) from 2002-06, posting 82-148-230 and 430 penalty minutes in 234 games
- Led the Winterhawks in assists, points and plus/minus rating and was named WHL Second Team All-Star in 2005-06 with 21-46-67, +12 in 51 games
- Was second on Portland in assists and third in points with 23-36-59 and 140 penalty minutes in 68 games in 2004-05

INTERNATIONAL CAREER

- Had 0-1-1, four penalty minutes and was +1 in two games for Team USA at the World Cup of Hockey 2016
- Represented the United States at the 2010 IIHF World Championships, leading the team in scoring with 3-7-10

PERSONAL

- Nickname is "Dubu" ... Twitter handle is @BDubi17
- Would have been either a professional golfer or rock star if he wasn't a hockey player
- Scuba diving in Maldives is on his Bucket List
- Favorite NHL city is Montreal and his favorite vacation spot is Turks & Caicos

CAREER TRANSACTIONS

- Signed a six-year contract extension with the Blue Jackets on July 11, 2014
- Acquired by Columbus with Artem Anisimov, Tim Erixon and a first round pick in the 2013 NHL Draft from NY Rangers in exchange for Rick Nash, Steven Delisle and a conditional third round pick in the 2013 NHL Draft on July 23, 2012
- Signed a four-year contract with the Rangers on July 21, 2011
- Signed a two-year contract extension with the Rangers on Sept. 19, 2009
- Signed a three-year, entry level contract with the Rangers on Apr. 20, 2006
- NY Rangers' fourth round pick, 60th overall, in the 2004 NHL Draft

POSITION

CENTER

SHOTS

LEFT

HEIGHT

6-2

WEIGHT

218

DOB

04/29/86

BIRTHPLACE

ANCHORAGE, ALASKA

VS. THE NHL

TEAM	GP	G	A	PTS	PIM
ANA	12	2	3	5	43
ARI	15	2	4	6	18
BOS	27	4	11	15	12
BUF	26	8	12	20	20
CGY	9	2	2	4	4
CAR	31	8	10	18	13
CHI	12	4	5	9	22
COL	14	4	2	6	28
CBJ	3	1	1	2	0
DAL	13	0	8	8	18
DET	12	3	8	11	4
EDM	9	0	2	2	18
FLA	24	2	5	7	22
LAK	14	1	5	6	50
MIN	14	3	8	11	25
MTL	28	8	10	18	23
NSH	11	1	4	5	6
NJD	43	15	17	32	48
NYI	46	13	27	40	33
NYR	11	2	3	5	8
OTT	24	7	3	10	21
PHI	43	9	14	23	78
PIT	43	10	17	27	68
SJS	10	1	8	9	6
STL	13	0	11	11	16
TBL	26	5	3	8	39
TOR	25	7	14	21	24
VAN	9	0	3	3	17
WSH	29	5	12	17	41
WPG	24	2	6	8	20
TOTALS:	620	129	238	367	745

GETTING STARTED

Dubinsky began playing hockey at the age of three and idolized two-time Stanley Cup champion center Adam Graves.

SINGLE SEASON HIGHS

GP:	82 (2x), 2008-09
Goals:	24, 2010-11
Assists:	34, 2013-14
Points:	54, 2010-11
+/-:	16, 2011-12
PIM:	112, 2008-09
PPG:	6, 2009-10
SHG:	2 (3x), 2013-14
GWG:	7, 2008-09
Shots:	202, 2010-11
Shot %:	13.0, 2014-15
TOI:	20:13, 2010-11
Hits:	251, 2008-09
Blocked Shots:	40, 2015-16
Multi-point Games:	13, 2010-11
Multi-goal Games:	3 (2x), 2010-11
Multi-assist Games:	5 (3x), 2014-15

PENALTY SHOTS - 1

DATE	OPPONENT	GOALIE (RESULT)
3/31/15	vs. NJD	Schneider (Goal)

HAT TRICKS - 0

DATE	OPPONENT	GOALIE (RESULT)
------	----------	-----------------

SHOOTOUTS

	G	S	S%	GDG
2015-16	3	7	42.9	2
CAREER	4	15	26.7	3

GAME HIGHS

Goals:	2 (9x), 4/6/16 vs. TOR
Assists:	3 (5x), 1/25/16 vs. MTL
Points:	4, 12/10/13 vs. NJD
PIM:	20 (2x), 12/9/13 at PIT
+/-:	4, 12/12/10 vs. WSH
Shots:	10, 2/19/16 vs. BUF
TOI:	26:48, 3/25/10 at NJD
Hits:	10 (3x), 1/2/12 at PHI
Blocked Shots:	4, 3/28/12 at WPG
Goal Streak:	4, 2/13-2/19/15 (4-2-6)
Assist Streak:	4, (2x) 10/31-11/6/15 (1-4-5)
Point Streak:	8, 3/28-4/11/15 (4-7-11)
GP Streak:	182, 10/4/07-11/7/09

CAREER STATS


Multi-goal Games:	9x; 4/6/16 at TOR (2-0-2)
Multi-assist Games:	36x; 3/8/16 vs. DET (0-2-2)
Multi-point Games:	78x; 4/6/16 at TOR (2-0-2)
Three-point Games:	12x; 1/25/16 vs. MTL (0-3-3)
Four points-plus Games:	1x; 12/10/13 vs. NJD (1-3-4)
Overtime Goals:	0

NHL FIRSTS

Game:	3/8/07 at NYI
Goal:	11/8/07 vs. PIT
Assist:	10/25/07 vs. NJD

CBJ FIRSTS

Game:	1/19/13 at NSH
Goal:	2/11/13 vs. SJS
Assist:	1/26/13 vs. CHI



CAREER RECORD

REGULAR SEASON


PLAYOFFS

YEAR	TEAM	LEAGUE	GP	TOI	G	A	PTS	+/-	PIM	PP	SH	GW	S	S%	GP	G	A	PTS	PIM
2002-03	Portland	WHL	44	n/a	8	18	26	-6	35	2	1	1	n/a	n/a	7	2	2	4	10
2003-04	Portland	WHL	71	n/a	30	48	78	-4	137	12	1	5	n/a	n/a	5	0	2	2	6
2004-05	Portland	WHL	68	n/a	23	36	59	1	160	8	0	5	n/a	n/a	7	4	5	9	8
2005-06	Portland	WHL	51	n/a	21	46	67	12	98	9	1	3	n/a	n/a	12	5	10	15	2
	Hartford	AHL	11	5	5	10	14
2006-07	NY Rangers	NHL	6	8:09	0	0	0	0	2	0	0	0	9	0.0
	Hartford	AHL	71	n/a	21	22	43	8	115	3	1	3	162	13.0	7	1	3	4	12
2007-08	NY Rangers	NHL	82	14:29	14	26	40	8	79	1	0	0	157	8.9	10	4	4	8	12
2008-09	NY Rangers	NHL	82	16:38	13	28	41	-6	112	3	1	7	188	6.9	7	1	3	4	18
2009-10	NY Rangers	NHL	69	19:33	20	24	44	9	54	6	2	5	165	12.1
2010-11	NY Rangers	NHL	77	20:13	24	30	54	-3	100	4	2	2	202	11.9	5	2	1	3	2
2011-12	NY Rangers	NHL	77	16:16	10	24	34	16	110	0	1	1	140	7.1	9	0	2	2	14
2012-13	Alaska	ECHL	17	n/a	9	7	16	3	22	3	1	1	72	12.5
	Columbus	NHL	29	18:24	2	18	20	2	76	1	0	0	50	4.0
2013-14	Columbus	NHL	76	18:46	16	34	50	5	98	4	2	2	189	8.5	6	1	5	6	6
2014-15	Columbus	NHL	47	18:03	13	23	36	11	43	0	1	1	100	13.0
2015-16	Columbus	NHL	75	18:45	17	31	48	-16	71	5	0	3	158	10.8
CBJ Totals			227	18:35	48	106	154	2	288	10	3	6	497	9.7	6	1	5	6	6
NHL Totals			620	17:42	129	238	367	26	745	24	9	21	1,358	9.5	37	8	15	23	52
AHL Totals			71	...	21	22	43	8	115	3	1	3	162	13.0	18	6	8	14	26
ECHL Totals			17	...	9	7	16	3	22	3	1	1	72	12.5
WHL Totals			234	...	82	148	230	3	430	31	3	14	31	11	19	30	48

NICK FOLIGNO

NIHK foh-LEE-noh

71



POSITION

LEFT WING

SHOOTS

LEFT

HEIGHT

6-0

WEIGHT

205

DOB

10/31/87

BIRTHPLACE

BUFFALO, NEW YORK

VS. THE NHL

TEAM	GP	G	A	PTS	PIM
ANA	12	3	6	9	4
ARI	13	1	5	6	6
BOS	38	6	7	13	30
BUF	31	6	5	11	21
CGY	13	6	4	10	6
CAR	28	3	10	13	23
CHI	14	0	4	4	13
COL	12	3	8	11	8
CBJ	4	2	0	2	2
DAL	13	0	14	14	13
DET	16	3	3	6	17
EDM	15	3	5	8	12
FLA	26	7	10	17	23
LAK	13	1	5	6	13
MIN	12	4	3	7	6
MTL	35	6	6	12	47
NSH	16	4	4	8	18
NJD	30	8	8	16	28
NYI	28	7	7	14	13
NYR	31	7	10	17	18
OTT	7	2	3	5	2
PHI	27	13	7	20	30
PIT	29	7	14	21	23
SJS	14	1	6	7	8
STL	14	2	2	4	15
TBL	24	6	4	10	12
TOR	35	5	8	13	32
VAN	15	1	2	3	28
WSH	26	6	12	18	35
WPG	26	5	6	11	20
TOTALS:	617	128	188	316	526

GETTING STARTED

Foligno started playing hockey at the age of three and idolized his father, Mike, and Hall of Fame center Peter Forsberg growing up.

2015-16 SEASON

GP	G	A	PTS	+/-	PIM	PP	SH	GW	SHOTS	SPCT.	TOI	HITS	GVA	TKA	BKSHOTS
72	12	25	37	-14	53	0	0	2	149	8.1	16:53	152	25	27	46

- Served as the franchise's sixth captain and first since 2011-12, finishing fifth on the team in assists
- Tallied 5-10-15 in 14 games from Dec. 1-Jan. 8, including points in eight-straight games played (Dec. 14-19, Dec. 29-Jan. 8)
- Recorded 100th assist as a Blue Jacket on Feb. 27 vs. Florida and played in 600th career NHL game one contest later on Feb. 29 at NY Rangers
- Notched his second career NHL hat trick and set career high in points with 3-1-4 on Feb. 25 vs. New Jersey (2-Cory Schneider, 1-Keith Kinkaid)
- Notched the 300th point of his NHL career on his second of three assists (tied career high) on Dec. 29 vs. Dallas
- Played in his 200th game as a Blue Jacket on Oct. 17 at Chicago
- Games lost to injury: 10... Multi-point (goal) games: 5 (3)... Most Points: 4 - Feb. 25 vs. New Jersey... Most Goals: 3 - Feb. 25 vs. New Jersey... Most Assists: 3 - Dec. 29 vs. Dallas... Most PIM: 6 - Oct. 12 at Buffalo... Most Shots: 7 - Oct. 12 at Buffalo... TOI: 22:01 - Dec. 19 vs. Philadelphia

CAREER HIGHLIGHTS

- Led the Blue Jackets in goals, points, plus/minus, power play goals (11) and multi-point games (17) and finished second in assists, while posting career highs in goals, assists, points, plus/minus, multi-point games and shots on goal (182) with 31-42-73 and +16 in 79 games in 2014-15
- Became the fourth player to record 30 goals and third to post 70 points in a single season in franchise history in 2014-15
- Posted his first career hat trick (3-0-3) on Apr. 4 vs. Pittsburgh (2-Marc-Andre Fleury, 1-empty net)
- Tallied 1-1-2 while serving as a team captain in his first career NHL All-Star Game held on Jan. 25, 2015 at Nationwide Arena
- Had a career-best eight-game point streak from Dec. 27, 2014-Jan. 14, 2015 (2-7-9)
- Picked up his 100th career point as a Blue Jacket with an assist in his 500th career NHL game on Dec. 31, 2015 vs. Minnesota
- Scored the game-winning goal 2:49 into OT in Game 4 of the Eastern Conference Quarterfinals vs. Pittsburgh on Apr. 23, 2014 to give Columbus the first home playoff win in club history
- Dished out a career-high 210 hits, finishing fourth on Columbus and 28th-T in the NHL in 2013-14
- Ranked second on the club in PIM (96), first-T in GWG (5), first in shooting pct. (16.2) and second in takeaways (43) in 2013-14
- Skated in his 400th career NHL game on Oct. 12, 2013 vs. Boston
- Recorded his 100th career NHL assist (goal by Fedor Tyutin, 2:19 into overtime) on Apr. 17, 2013 at Anaheim
- Set a Blue Jackets team record for fastest two goals by a single player (0:51) on Mar. 22, 2013 vs. Calgary
- Scored the first goal of Columbus' season in his Blue Jackets debut on Jan. 19, 2013 at Nashville
- Was one of three Senators to play in all 82 games in 2011-12 and one of two to play all 82 games in 2010-11
- Set a career high with three assists on Mar. 24, 2012 vs. Pittsburgh
- Played in the 300th game of his NHL career on Dec. 13, 2011 at Buffalo
- Notched the 100th point of his NHL career on Mar. 31, 2011 at Florida
- Played in the 200th game of his NHL career on Nov. 4, 2010 vs. NY Islanders
- Played in the 100th game of his NHL career on Feb. 17, 2009 at Colorado
- Split the 2007-08 season between Ottawa and Binghamton (AHL)

AMATEUR CAREER

- Played in three seasons with Sudbury (OHL) from 2004-07 after spending just over a season with the United States National Team Development Program
- Ranked second on Sudbury in points (88) and playoff points (29), leading the club to the OHL Final in 2006-07
- Was selected to play in the CHL Top Prospects Game in 2005-06

INTERNATIONAL CAREER

- Tallied 3-2-5 in 10 games for Team USA at the 2016 IIHF World Championships
- Also represented the United States at the 2009 and 2010 IIHF World Championships

PERSONAL

- Nicknames are "Fliggy" ... Twitter handle is @NickFoligno
- Would be a teacher if he wasn't a hockey player
- Favorite musical artist is Garth Brooks and favorite TV shows to binge watch are *Suits* and *Ray Donovan*
- Would most like to have dinner with Justin Timberlake
- Funniest CBJ teammate is Matt Calvert and would trade places with Alexander Wennberg for a day

CAREER TRANSACTIONS

- Signed a six-year contract extension with the Blue Jackets on Dec. 31, 2014
- Signed a three-year contract with the Blue Jackets on July 6, 2012
- Rights acquired by Columbus from Ottawa in exchange for Marc Methot on July 1, 2012
- Signed a two-year contract extension with Ottawa on July 21, 2010
- Signed a three-year, entry level contract with the Senators on March 21, 2007
- Ottawa's first round pick, 28th overall, in the 2006 NHL Draft

SINGLE SEASON HIGHS

GP:	82 (2x), 2011-12
Goals:	31, 2014-15
Assists:	42, 2014-15
Points:	73, 2014-15
+/-:	16, 2014-15
PIM:	124, 2011-12
PPG:	11, 2014-15
SHG:	0
GWG:	5, 2013-14
Shots:	182, 2014-15
Shot %:	17.0, 2014-15
TOI:	18:49, 2014-15
Hits:	210, 2013-14
Blocked Shots:	52, 2014-15
Multi-point Games:	17, 2014-15
Multi-goal Games:	6, 2014-15
Multi-assist Games:	5 (2x), 2014-15

PENALTY SHOTS - 1

DATE	OPPONENT	GOALIE (RESULT)
12/26/10	vs. PIT	Fleury (No Goal)

HAT TRICKS - 2

DATE	OPPONENT	GOALIE (RESULT)
4/4/15	vs. PIT	Fleury (2, EN)
2/25/16	vs. NJD	Schneider (2), Kinkiad

SHOOTOUTS

	G	S	S%	GDG
2015-16	0	1	0.0	0
CAREER	0	10	0.0	0

GAME HIGHS

Goals:	3 (2x), 2/25/16 vs. NJD
Assists:	3 (3x), 12/29/15 vs. DAL
Points:	4, 2/25/16 vs. NJD
PIM:	17 (2x), 1/30/14 vs. WSH
+/-:	3 (8x), 2/25/16 vs. NJD
Shots:	8, 1/8/11 vs. TBL
TOI:	24:48, 12/20/14 vs. CHI
Hits:	8, 11/12/11 at TOR
Blocked Shots:	4, 3/26/13 at VAN
Goal Streak:	3, 12/5-12/8/11 (3-0-3)
Assist Streak:	6, 10/9-10/23/14 (3-6-9)
Point Streak:	8, 12/27/14-1/14/15 (2-9-11)
GP Streak:	210, 3/16/10-3/26/13

CAREER STATS

Multi-goal Games:	13x, 4/4/16 vs. NYR (2-0-2)
Multi-assist Games:	20x, 2/11/16 vs. ANA (0-2-2)
Multi-point Games:	53x, 4/4/16 vs. NYR (2-0-2)
Three-point Games:	9x, 12/29/15 vs. DAL (0-3-3)
Four points-plus Games:	2/25/16 vs. NJD (3-1-4)
Overtime Goals:	2x, 12/11/14 at WSH (4:41)

NHL FIRSTS

Game:	10/3/07 at TOR
Goal:	10/18/07 vs. MTL
Assist:	11/29/07 vs. NSH

CBJ FIRSTS

Game:	1/19/13 at NSH
Goal:	1/19/13 at NSH
Assist:	1/26/13 vs. CHI




CAREER RECORD

YEAR	TEAM	LEAGUE	GP	TOI	REGULAR SEASON										PLAYOFFS				
					G	A	PTS	+/-	PIM	PP	SH	GW	S	S%	GP	G	A	PTS	PIM
2003-04	USNTDP	U-17	18	n/a	7	9	16	n/a	28	n/a	n/a	n/a	n/a	n/a
	USNTDP	NAHL	43	n/a	8	12	20	n/a	44	n/a	n/a	n/a	n/a	n/a	7	2	1	3	8
2004-05	USNTDP	U-18	4	n/a	2	1	3	n/a	0	n/a	n/a	n/a	n/a	n/a
	Sudbury	OHL	65	n/a	10	28	38	5	111	3	0	4	n/a	n/a	12	5	5	10	16
2005-06	Sudbury	OHL	65	n/a	24	46	70	19	146	8	5	2	n/a	n/a	10	1	3	4	28
2006-07	Sudbury	OHL	66	n/a	31	57	88	13	135	8	3	3	n/a	n/a	21	12	17	29	36
2007-08	Ottawa	NHL	45	9:09	6	3	9	0	20	0	0	0	44	13.6	4	1	0	1	2
	Binghamton	AHL	28	n/a	6	13	19	4	16	1	0	1	46	13.0
2008-09	Ottawa	NHL	81	13:40	17	15	32	-10	59	7	0	2	145	11.7
2009-10	Ottawa	NHL	61	14:18	9	17	26	6	53	2	0	2	83	10.8	6	0	1	1	2
2010-11	Ottawa	NHL	82	15:34	14	20	34	-19	43	5	0	3	149	9.4
2011-12	Ottawa	NHL	82	14:38	15	32	47	2	124	1	0	3	153	9.8	7	1	3	4	8
2012-13	Columbus	NHL	45	16:31	6	13	19	6	28	1	0	2	69	8.7
2013-14	Columbus	NHL	70	16:03	18	21	39	5	96	3	0	5	111	16.2	4	2	0	2	4
2014-15	Columbus	NHL	79	18:49	31	42	73	16	50	11	0	3	182	17.0
2015-16	Columbus	NHL	72	16:53	12	25	37	-14	53	0	0	2	149	8.1
CBJ Totals			266	17:11	67	101	168	13	227	15	0	12	511	13.1	4	2	0	2	4
NHL Totals			617	15:18	128	188	316	-8	526	30	0	22	1,085	11.8	21	4	4	8	16
AHL Totals			28	...	6	13	19	4	16	1	0	1	46	13.0
OHL Totals			196	...	65	131	196	37	392	19	8	9	43	18	25	43	80

SAM GAGNER

SAM GAH-n'yay

89



POSITION

CENTER

SHOOTS

RIGHT

HEIGHT

5-11

WEIGHT

200

DOB

8/10/89

BIRTHPLACE

LONDON, ONTARIO

VS. THE NHL

TEAM	GP	G	A	PTS	PIM
ANA	30	6	9	15	27
ARI	26	3	7	10	14
BOS	9	1	0	1	0
BUF	10	2	5	7	2
CGY	43	10	15	25	16
CAR	12	1	5	6	2
CHI	31	11	13	24	8
COL	42	15	24	39	33
CBJ	28	11	15	26	6
DAL	29	7	9	16	29
DET	26	6	8	14	6
EDM	7	2	3	5	2
FLA	11	1	5	6	2
LAK	27	3	6	9	17
MIN	35	3	12	15	16
MTL	11	4	3	7	4
NSH	26	5	13	18	13
NJD	11	1	1	2	0
NYI	10	2	2	4	2
NYR	11	2	3	5	2
OTT	12	3	3	6	21
PHI	9	0	4	4	2
PIT	10	0	1	1	4
SJS	33	5	16	21	14
STL	26	6	11	17	12
TBL	11	1	8	9	6
TOR	13	5	6	11	4
VAN	43	5	17	22	19
WSH	11	1	1	2	8
WPG	12	2	3	5	6

TOTALS: 615 124 228 352 297

GETTING STARTED

Gagner started playing hockey at the age of five and idolized Hall of Fame center Peter Forsberg growing up.

2015-16 SEASON

GP	G	A	PTS	+/-	PIM	PP	SH	GW	SHOTS	SPCT.	TOI	HITS	GVA	TKA	BKSHOTS
53	8	8	16	4	25	2	0	2	86	9.3	13:51	17	13	20	15

- Notched a season-high two assists in his 600th career NHL game on Mar. 12 at Florida
- Scored five goals over a nine-game stretch from Feb. 20 - Mar. 11
- Did not play in 23-straight Flyers games from Nov. 25 - Jan. 19 due to an upper body injury (11 games; Nov. 25-Dec. 17), healthy extra (3 games) and time in the AHL with Lehigh Valley (9 games; Dec. 30-Jan. 19)
- Registered an assist in his Flyer debut on Oct. 12 vs. Florida and notched his first goal, the game-winner, a contest later on Oct. 14 vs. Chicago
- Made his AHL debut with Lehigh Valley, registering 1-5-6 in nine contests, including an assist in his first game on Dec. 31 at Hershey

Games lost to injury: 11... Multi-point (goal) games: 1 (0)... Most Points: 2 - Mar. 12 at Florida... Most Goals: 1 (8x) - Mar. 21 at NY Islanders, most recent... Most Assists: 2 - Mar. 12 at Florida... Most PIM: 17 - Nov. 21 at Ottawa... Most Shots: 5 (2x) - Mar. 24 at Colorado, most recent... TOI: 19:55 - Mar. 12 at Florida

CAREER HIGHLIGHTS

- Finished second on Arizona in goals, assists and points (tied) and ranked third in power play goals (six) with 15-26-41 in a career-high 81 games in 2014-15
- Notched his 300th career NHL point on his first assist (0-2-2) on Nov. 14, 2014 at Vancouver, skated in his 500th career NHL game two contests later on Nov. 18 vs. Washington and picked up his 200th career NHL assist the following game on Nov. 20 at Dallas
- Appeared in 67 games for Edmonton, finishing fifth on the team in assists (27), points (37), and shots (143) in 2013-14
- Tallied his 100th career NHL goal on Mar. 28, 2014 vs. Anaheim
- Ranked second on Edmonton in assists (24) and points (38) and fourth in goals (14), playing in all 48 games in 2012-13
- Started the 2012-13 season with a career high 10-game point streak from Jan. 20-Feb. 6, 2013 (3-8-11)
- Recorded a career-high 18 goals in 75 games in 2011-12 and ranked third on the Oilers in assists (29) and power play goals (6)
- Tied an Oilers franchise record (Wayne Gretzky and Paul Coffey), tallying eight points (4-4-8) on Feb. 2, 2012 vs. Chicago
- Finished second on Edmonton in assists (27) and points (42, tied) in 2010-11
- Collected 100th career NHL assist on Dec. 21, 2010 at San Jose
- Appeared in 68 games for Edmonton in 2009-10, finishing second on the team in assists (26, tied) and points (41) and third in goals (15, tied), power play goals (6), and shots (170)
- Recorded 100th career NHL point on second assist (0-2-2) on Oct. 24, 2009 at Calgary
- Ranked third on the Oilers in power play goals (6) and fifth in points (41) and shots (156) in 2008-09
- Recorded his first career hat trick on Mar. 19, 2009 at Colorado
- Played in his 100th career NHL game on Nov. 29, 2008 at St. Louis
- Tallied career highs in assists and points in rookie campaign with 13-36-49 in 79 games as the youngest player in the NHL in 2007-08, finishing third among league rookies in assists and fifth in points
- Also finished second the the Oilers in assists and third in points
- Named to the NHL YoungStars Game as part of 2008 NHL All-Star Weekend

AMATEUR CAREER

- Appeared in 53 games with the London Knights (OHL) in 2006-07, registering 35-83-118 and was +32
- Finished third on the Knights in scoring, fifth in the OHL and ranked second in scoring amongst OHL rookies behind teammate Patrick Kane
- Appeared in the 2007 CHL Top Prospects Game and became a member of the Western Conference All-Stars at the OHL All-Star Classic
- Tallied 11-35-46 and 60 penalty minutes in 56 games with Sioux City (USHL) in 2005-06

INTERNATIONAL

- Represented Canada at the 2008 IIHF World Championships, the 2007 IIHF World Junior Championships (gold medal) and the 2006 U17 World Hockey Challenge with the Ontario U17 team

PERSONAL

- Nickname is "Gags" ... Twitter handle is @89SGagner
- Favorite sport is basketball and favorite athlete is Tom Brady
- Person he would most like to have dinner with is comedian Larry David
- The thing that people don't know or would be surprised to know is that he loves to read
- First job was working in the lawn mowing business

CAREER TRANSACTIONS

- Signed a one-year contract with the Blue Jackets on August 1, 2016
- Acquired by Philadelphia with a conditional draft pick from Arizona in exchange for Nicklas Grossman and Chris Pronger on June 27, 2015
- Acquired by Arizona with B.J. Crombeen from Tampa Bay in exchange for a sixth round pick in the 2015 NHL Draft on June 29, 2014
- Acquired by Tampa Bay from Edmonton in exchange for Teddy Purcell on June 29, 2014
- Signed a three-year contract extension with the Oilers on July 22, 2013
- Signed a one-year contract extension with Edmonton on July 19, 2012
- Signed a two-year contract extension with the Oilers on August 29, 2010
- Signed a three-year entry level contract with Edmonton on October 1, 2007
- Edmonton's first round pick, sixth overall, in the 2007 NHL Draft

SINGLE SEASON HIGHS

GP:	81, 2014-15
Goals:	18, 2011-12
Assists:	36, 2007-08
Points:	49, 2007-08
+/-:	5, 2011-12
PIM:	51, 2008-09
PPG:	6 (4x), 2014-15
SHG:	1, 2010-11
GWG:	2 (2x), 2015-16
Shots:	183, 2014-15
Shot %:	12.4, 2012-13
TOI:	19:24, 2012-13
Hits:	63, 2014-15
Blocked Shots:	34, 2013-14
Multi-point Games:	12, 2007-08
Multi-goal Games:	4, 2011-12
Multi-assist Games:	9, 2007-08

PENALTY SHOTS - 2

DATE	OPPONENT	GOALIE (RESULT)
10/25/08	at VAN	Luongo (No Goal)
10/11/13	at CHI	Crawford (No Goal)

HAT TRICKS - 2

DATE	OPPONENT	GOALIE (RESULT)
3/19/09	at COL	Budaj (3)
2/2/12	vs. CHI	Crawford (2), Emery (2)

SHOOTOUTS

	G	S	S%	GDG
2015-16	2	6	33.3	0
CAREER	21	68	30.9	10

GAME HIGHS

Goals:	4, 2/2/12 vs. CHI
Assists:	4, 2/2/12 vs. CHI
Points:	8, 2/2/12 vs. CHI
PIM:	17, 11/21/15 at OTT
+/-:	6, 2/2/12 vs. CHI
Shots:	8, 3/22/08 vs. COL
TOI:	26:52, 3/20/14 vs. BUF
Hits:	4, 3/7/13 at DET
Blocked Shots:	3 (2x), 1/7/14 vs. STL
Goal Streak:	3, 3/10-3/15/13 (4-1-5)
Assist Streak:	8, 2/4-2/22/08 (2-9-11)
Point Streak:	10, 1/20-2/6/13 (3-8-11)
GP Streak:	112, 11/19/11-4/27/13

CAREER STATS

Multi-goal Games:	13x, 2/26/15 at NYR (2-0-2)
Multi-assist Games:	32x, 3/12/16 at FLA (0-2-2)
Multi-point Games:	65x, 3/12/16 at FLA (0-2-2)
Three-point Games:	11x, 1/3/15 vs. CBJ (2-1-3)
Four points-plus Games:	3x, 12/23/14 at EDM (2-2-4)
Overtime Goals:	2x, 3/26/15 at BUF (0:56)

NHL FIRSTS

Game:	10/4/07 vs. SJS
Goal:	10/20/07 at CGY
Assist:	10/4/07 vs. SJS



CAREER RECORD			REGULAR SEASON											PLAYOFFS					
YEAR	TEAM	LEAGUE	GP	TOI	G	A	PTS	+/-	PIM	PP	SH	GW	S	S%	GP	G	A	PTS	PIM
2005-06	Sioux City	USHL	56	n/a	11	35	46	3	60	2	0	1	n/a	n/a
2006-07	London	OHL	53	n/a	35	83	118	32	36	20	1	n/a	n/a	n/a	16	7	22	29	22
2007-08	Edmonton	NHL	79	15:40	13	36	49	-21	23	4	0	1	135	9.6
2008-09	Edmonton	NHL	76	16:45	16	25	41	-1	51	6	0	1	156	10.3
2009-10	Edmonton	NHL	68	16:17	15	26	41	-8	33	6	0	1	170	8.8
2010-11	Edmonton	NHL	68	17:44	15	27	42	-17	37	3	1	2	138	10.9
2011-12	Edmonton	NHL	75	17:10	18	29	47	5	36	6	0	0	149	12.1
2012-13	Edmonton	NHL	48	19:24	14	24	38	-6	23	4	0	1	113	12.4
2013-14	Edmonton	NHL	67	18:22	10	27	37	-29	41	1	0	1	143	7.0
2014-15	Arizona	NHL	81	17:14	15	26	41	-28	28	6	0	1	183	8.2
2015-16	Philadelphia	NHL	53	13:51	8	8	16	4	25	2	0	2	86	9.3	6	0	2	2	8
	Lehigh Valley	AHL	9	n/a	1	5	6	3	4	0	0	0	32	3.1
NHL Totals			615	16:56	124	228	352	-101	297	38	1	10	1,273	9.7	6	0	2	2	8
AHL Totals			9	...	1	5	6	3	4	0	0	0	32	3.1
OHL Totals			53	...	35	83	118	32	36	20	1	n/a	n/a	n/a	16	7	22	29	22
USHL Totals			56	...	11	35	46	3	60	2	0	1	n/a	n/a



CODY GOLOUBEF

KOH-dee GOH-luh-behf

29

2015-16 SEASON

GP	G	A	PTS	+/-	PIM	PP	SH	GW	SHOTS	SPCT.	TOI	HITS	GVA	TKA	BKSHOTS
43	1	7	8	-3	20	0	0	0	40	2.5	15:07	31	11	3	48

- Posted career highs in games played, penalty minutes and shots
 - Tied his career high, finishing +3 on Mar. 19 vs. New Jersey
 - Missed 19 games from Nov. 22-Jan. 2 with a broken jaw
 - Scored his lone goal on Nov. 17 vs. St. Louis
 - Collected an assist in his season debut on Oct. 16 vs. Toronto
- **Games lost to injury:** 22... **Multi-point (goal) games:** 0 (0)... **Most Points:** 1 (8x) – Feb. 11 vs. Anaheim, most recent... **Most Goals:** 1 – Nov. 17 vs. St. Louis... **Most Assists:** 1 (7x) – Feb. 11 vs. Anaheim, most recent... **Most PIM:** 4 – Oct. 22 at Minnesota... **Most Shots:** 4 (2x) – Jan. 5 vs. Minnesota, most recent... **TOI:** 23:21 – Jan. 19 vs. Washington

CAREER HIGHLIGHTS

- Finished third among Jackets rookies in both assists (9) and points (9) and ranked second-T on the club in plus/minus (+12) in 2014-15
- Notched the first two assists of his NHL career for his first career multi-point game on Jan. 4, 2015 at Colorado
- Finished third among Springfield (AHL) defensemen in goals (7), assists (21) and points (28) in 2013-14
- Competed at the 2014 AHL All-Star Game in St. John's, Newfoundland, recording an assist and a +2 plus/minus rating for Team AHL in a 7-2 win over Färjestad BK
- Tallied 4-6-10 during an 11-game stretch for Springfield from Nov. 23 – Dec. 20, 2013
- Scored his first career NHL goal, the game-winner, on Feb. 11, 2013 vs. San Jose (Thomas Greiss)
- Spent his second pro season with the Columbus organization and made his NHL debut on Mar. 31, 2012 at St. Louis
- Played in his first professional season with Springfield (AHL) in 2010-11, finishing third among club defensemen in goals (5)
- Made his professional debut on Oct. 10, 2010 vs. Charlotte

AMATEUR CAREER

- Played three seasons at the University of Wisconsin (WCHA) from 2007-10, collecting 12-25-37 in 118 games
- Helped the Badgers reach the NCAA Frozen Four championship game during his junior season in 2009-10

INTERNATIONAL CAREER

- Won a gold medal with Team Canada at the 2009 IIHF World Junior Championships

PERSONAL

- Nickname is "Golo" ... Twitter handle is @CodyGoloubef27
- Would be involved in finance or real estate if he wasn't a hockey player
- Favorite TV show to binge watch is *The Night Of*
- His first job was working as a hockey counselor
- Person he would most like to have dinner with is musical legend Brian Wilson

CAREER TRANSACTIONS

- Signed a two-year contract extension with the Blue Jackets on May 28, 2015
- Signed a one-year, two-way (NHL/AHL) contract with Columbus on July 7, 2014
- Signed a one-year, two-way (NHL/AHL) contract with Columbus on July 25, 2013
- Signed a three-year, entry level contract with the Blue Jackets on Apr. 29, 2010
- Columbus' second round pick, 37th overall, in the 2008 NHL Draft

POSITION

DEFENSE

SHOTS

RIGHT

HEIGHT

6-1

WEIGHT

200

DOB

11/30/89

BIRTHPLACE

MISSISSAUGA, ONTARIO

VS. THE NHL

TEAM	GP	G	A	PTS	PIM
ANA	4	0	1	1	2
ARI	1	0	1	1	0
BOS	0	0	0	0	0
BUF	2	0	0	0	0
CGY	4	0	0	0	6
CAR	5	0	0	0	4
CHI	4	0	2	2	2
COL	5	0	3	3	4
CBJ	0	0	0	0	0
DAL	3	0	0	0	0
DET	3	0	0	0	0
EDM	3	0	0	0	0
FLA	0	0	0	0	0
LAK	3	0	0	0	0
MIN	3	0	2	2	4
MTL	4	0	0	0	0
NSH	3	0	0	0	0
NJD	7	0	1	1	4
NYI	6	0	1	1	2
NYR	4	0	1	1	2
OTT	3	0	1	1	2
PHI	4	0	0	0	0
PIT	5	0	1	1	0
SJS	3	1	0	1	0
STL	3	1	0	1	0
TBL	1	0	0	0	0
TOR	4	0	2	2	0
VAN	3	0	0	0	2
WSH	5	0	0	0	7
WPG	1	0	0	0	0
TOTALS:	96	2	16	18	41

GETTING STARTED

Goloubef began playing hockey at the age of four and idolized Hall of Fame defenseman Nicklas Lidström growing up.

SINGLE SEASON HIGHS

GP:	43, 2015-16
Goals:	1 (2x), 2015-16
Assists:	9, 2014-15
Points:	9, 2014-15
+/-:	12, 2014-15
PIM:	20, 2015-16
PPG:	0
SHG:	0
GWG:	1, 2012-13
Shots:	40, 2015-16
Shot %:	7.1, 2012-13
TOI:	15:33, 2014-15
Hits:	44, 2014-15
Blocked Shots:	48, 2015-16
Multi-point Games:	2, 2014-15
Multi-goal Games:	0
Multi-assist Games:	2, 2014-15

PENALTY SHOTS - 0

DATE OPPONENT GOALIE (RESULT)

HAT TRICKS - 0

DATE OPPONENT GOALIE (RESULT)

SHOOTOUTS

	G	S	S%	GDG
2015-16	0	0	0.0	0
CAREER	0	0	0.0	0

GAME HIGHS

Goals:	1 (2x), 11/17/15 vs. STL
Assists:	2 (2x), 3/27/15 at CHI
Points:	2 (2x), 3/27/15 at CHI
PIM:	5, 3/3/15 vs. WSH
+/-:	3 (2x), 3/19/16 vs. NJD
Shots:	4 (3x), 1/5/16 vs. MIN
TOI:	23:21, 1/19/16 vs. WSH
Hits:	4 (5x), 2/11/16 vs. ANA
Blocked Shots:	3 (9x), 2/9/16 vs. NYI
Goal Streak:	1 (2x), 11/17/15 (1-0-1)
Assist Streak:	2 (2x), 11/13-11/14/15 (0-2-2)
Point Streak:	3, 11/13-11/17/15 (1-2-3)
GP Streak:	17, 2/7/15-3/12/15

CAREER STATS

Multi-goal Games:	0
Multi-assist Games:	2x, 3/27/15 at CHI (0-2-2)
Multi-point Games:	2x, 3/27/15 at CHI (0-2-2)
Three-point Games:	0
Four points-plus Games:	0
Overtime Goals:	0

NHL/CBJ FIRSTS

Game:	3/31/12 at STL
Goal:	2/11/13 vs. SJS
Assist:	1/4/15 at COL



CAREER RECORD

REGULAR SEASON

PLAYOFFS

YEAR	TEAM	LEAGUE	GP	TOI	G	A	PTS	+/-	PIM	PP	SH	GW	S	S%	GP	G	A	PTS	PIM
2007-08	Wisconsin	WCHA	40	n/a	4	6	10	-1	36	2	0	3	50	8.0
2008-09	Wisconsin	WCHA	36	n/a	5	8	13	6	38	2	0	2	80	6.3
2009-10	Wisconsin	WCHA	42	n/a	3	11	14	13	64	1	0	1	85	3.5
2010-11	Springfield	AHL	50	n/a	5	12	17	-12	42	1	0	2	54	9.3
2011-12	Columbus	NHL	1	6:00	0	0	0	1	0	0	0	0	0	0.0
	Springfield	AHL	48	n/a	1	11	12	-14	43	0	0	0	68	1.5
2012-13	Columbus	NHL	11	14:48	1	0	1	-3	0	0	0	1	14	7.1
	Springfield	AHL	38	n/a	5	8	13	9	49	1	0	0	49	10.2	7	0	2	2	10
2013-14	Columbus	NHL	5	9:49	0	0	0	0	2	0	0	0	4	0.0
	Springfield	AHL	62	n/a	7	21	28	9	98	2	0	2	113	6.2	5	0	0	0	6
2014-15	Columbus	NHL	36	15:33	0	9	9	12	19	0	0	0	23	0.0
	Springfield	AHL	3	n/a	0	0	0	0	0	0	0	0	0	0.0
2015-16	Columbus	NHL	43	15:07	1	7	8	-3	20	0	0	0	40	2.5
CBJ/NHL Totals			96	14:53	2	16	18	7	41	0	0	1	81	2.5
AHL Totals			201	...	18	52	70	-8	232	4	0	5	287	6.3	12	0	2	2	16
NCAA Totals			118	...	12	25	37	18	138	5	0	6	215	5.6



SCOTT HARTNELL

SKAWT HAHRT-nuhl

43

2015-16 SEASON

GP	G	A	PTS	+/-	PIM	PP	SH	GW	SHOTS	SPCT.	TOI	HITS	GVA	TKA	BKSHOTS
79	23	26	49	-11	112	10	0	1	150	15.3	15:35	131	32	20	41

- Led Columbus in power play goals and penalty minutes, finished second-T in multi-point games (10), third-T in assists and points and fourth in goals
- Scored 20-plus goals for the ninth time in his last 10 full NHL seasons
- Tied his career high in points with 2-2-4, including posting his 300th career NHL goal on his first goal, on Apr. 9 vs. Chicago
- Skated in his 1,100th career NHL game on Mar. 20 at New Jersey
- Notched 13-13-26 in 31 games from Oct. 27-Jan. 5
- Scored his 600th career NHL point on his second point (goal) of the game on Oct. 16 vs. Toronto
- Games lost to injury: 0... Multi-point (goal) games: 10 (2)... Most Points: 4 – Apr. 9 vs. Chicago... Most Goals: 2 (2x) – Apr. 9 vs. Chicago... Most Assists: 2 (3x) – Apr. 9 vs. Chicago... Most PIM: 17 – Dec. 26 at Tampa Bay... Most Shots: 7 – Nov. 10 vs. Vancouver... TOI: 19:20 – Dec. 21 at Pittsburgh

CAREER HIGHLIGHTS

- Tied his career high in assists and reached the 60-point mark for the third time in his NHL career, finishing second on the Jackets in goals and third in assists (tied) and points with 28-32-60 in 77 games in 2014-15
- Tied a career high with an eight-game point streak from Feb. 3-19, 2015 (4-7-11)
- Scored a goal in his 1,000th career NHL game on Feb. 9, 2015 vs. Los Angeles
- Dished out a career-high 32 assists, reaching the 50-point plateau for the third time in his NHL career in 2013-14 with Philadelphia
- Scored his 250th career NHL goal on Mar. 28, 2014 vs. Toronto
- Recorded his 500th career NHL point (assist) on Dec. 23, 2013 vs. Minnesota
- Set a career high with an eight-game scoring streak from Dec. 21, 2013 - Jan. 7, 2014 (4-5-9)
- Scored a career-high 37 goals in 2011-12, also finishing with a career-best 67 points
- Competed in 2012 NHL All-Star Game as a member of Team Alfredsson
- Scored his 200th career NHL goal on Dec. 13, 2011 at Washington
- Registered two hat tricks within nine days of each other on Dec. 11 and Dec. 20, 2008 (vs. Carolina and Washington)
- Scored his 100th career NHL goal on Jan. 8, 2008 at Atlanta
- Recorded his first career NHL hat trick with Nashville on Feb. 4, 2006 vs. Chicago
- Won Norwegian championship with Valerenga in 2004-05, earning playoff MVP honors
- Competed in NHL YoungStars Game in 2002
- Scored his first career NHL goal on Nov. 11, 2000 vs. Boston (Byron Dafoe)
- Was the youngest player in the NHL during rookie 2000-01 season with the Predators
- Made his NHL debut on Oct. 6, 2000 against the Penguins in a neutral site game in Japan

AMATEUR CAREER

- Played two full seasons with the Prince Albert Raiders of the Western Hockey League from 1998-00
- Won the WHL Top Draft Prospect Award in 2000
- Member of Team Orr at the 2000 NHL Top Prospects Game

INTERNATIONAL CAREER

- Represented Canada at the 2006 IIHF World Championships in Latvia
- Won a gold medal with Team Alberta at 1999 Canada Winter Games in Newfoundland

PERSONAL

- Nickname is "Bird Dogg" ... Twitter handle is @Hartsy43
- Would like to be a teacher if he wasn't a hockey player
- Favorite sport is tennis and favorite athlete is Roger Federer
- Most memorable moment in hockey was his first NHL game and most memorable sport moment was attending the French Open
- Started the #HartnellDown Foundation in 2012 to provide assistance to support hockey, children and communities in the U.S. and Canada

CAREER TRANSACTIONS

- Acquired by Columbus in exchange for LW R.J. Umberger and a fourth round pick in the 2015 NHL Draft on June 23, 2014
- Signed a six-year contract extension with Philadelphia on Aug. 20, 2012
- Signed a six-year contract with Philadelphia on June 18, 2007
- Acquired by the Flyers along with D Kimmo Timonen from Nashville in exchange for a first round selection in the 2007 NHL Draft on June 18, 2007
- Re-signed by Nashville to a one-year contract on Aug. 1, 2006
- Re-signed by Nashville to a one-year contract on Aug. 10, 2005
- Re-signed by Nashville to a one-year contract on July 26, 2004
- Re-signed by Nashville to a one-year contract on July 10, 2003
- Nashville's first round pick, sixth overall, in the 2000 NHL Draft

POSITION

LEFT WING

SHOOTS

LEFT

HEIGHT

6-2

WEIGHT

215

DOB

04/18/82

BIRTHPLACE

REGINA, SASKATCHEWAN

VS. THE NHL

TEAM	GP	G	A	PTS	PIM
ANA	35	10	5	15	49
ARI	32	10	10	20	30
BOS	39	12	7	19	70
BUF	38	14	16	30	53
CGY	31	11	6	17	78
CAR	38	18	12	30	61
CHI	42	15	21	36	48
COL	35	7	13	20	41
CBJ	43	8	10	18	76
DAL	31	9	10	19	53
DET	42	17	11	28	56
EDM	32	9	11	20	43
FLA	34	6	10	16	50
LAK	35	6	7	13	47
MIN	31	5	12	17	30
MTL	35	5	11	16	47
NSH	10	1	3	4	4
NJD	56	12	11	23	71
NYI	54	20	21	41	80
NYR	53	8	13	21	90
OTT	38	7	11	18	34
PHI	15	2	9	11	4
PIT	53	15	20	35	104
SJS	35	7	16	23	60
STL	45	13	11	24	69
TBL	37	12	11	23	95
TOR	35	9	8	17	84
VAN	32	10	9	19	48
WSH	40	13	13	26	52
WPG	33	10	17	27	37
TOTALS:	1,109	301	345	646	1,664

GETTING STARTED

Hartnell began playing hockey at the age of five and grew up idolizing Hall of Fame forward Cam Neely.

SINGLE SEASON HIGHS

GP:	82 (4x), 2011-12
Goals:	37, 2011-12
Assists:	32 (2x), 2014-15
Points:	67, 2011-12
+/-:	19 (2x), 2011-12
PIM:	159, 2007-08
PPG:	16, 2011-12
SHG:	2, 2005-06
GWG:	8, 2005-06
Shots:	232, 2011-12
Shot %:	15.9, 2011-12
TOI:	17:48, 2008-09
Hits:	188, 2011-12
Blocked Shots:	41, 2015-16
Multi-point Games:	18, 2011-12
Multi-goal Games:	6 (2x), 2014-15
Multi-assist Games:	7, 2009-10

PENALTY SHOTS - 4

DATE	OPPONENT	GOALIE (RESULT)
3/21/06	at DET	Legace (No Goal)
1/3/09	at LAK	Quick (No Goal)
12/10/10	vs. BOS	Thomas (No Goal)
3/3/15	vs. WSH	Holtby (No Goal)

HAT TRICKS - 8

DATE	OPPONENT	GOALIE (RESULT)
2/4/06	vs. CHI	Munro (1), Anderson (2)
1/10/08	at NYR	Lundqvist (3)
1/19/08	at NYI	DiPietro (3)
12/11/08	vs. CAR	Leighton (3)
12/20/08	vs. WSH	Theodore (3)
1/22/12	vs. BOS	Thomas (3)
4/15/13	at MTL	Price (2), Budaj (1)
3/24/15	vs. ANA	Gibson (2, EN)

SHOOTOUTS

	G	S	S%	GDG
2015-16	0	0	0	0
CAREER	0	1	0.0	0

GAME HIGHS

Goals:	3 (8x), 3/24/15 vs. ANA
Assists:	4, 10/23/14 at SJS
Points:	4 (7x), 4/9/16 vs. CHI
PIM:	23, 4/6/02 vs. CGY
+/-:	4, 12/20/08 vs. WSH
Shots:	9, 1/22/12 vs. BOS
TOI:	24:38, 3/15/02 vs. PHX
Hits:	13, 1/2/12 vs. NYR
Blocked Shots:	3 (4x), 11/14/14 at PHI
Goal Streak:	6, 12/2-12/13/11 (6-2-8)
Assist Streak:	6, 1/16-1/27/03 (2-8-10)
Point Streak:	8 (2x), 2/3-2/19/15 (4-7-11)
GP Streak:	203, 1/17/10-1/22/13

CAREER STATS

Multi-goal Games:	39x, 4/9/16 vs. CHI (2-2-4)
Multi-assist Games:	44x, 4/9/16 vs. CHI (2-2-4)
Multi-point Games:	132x, 4/9/16 vs. CHI (2-2-4)
Three-point Games:	24x, 12/5/15 at PHI (1-2-3)
Four points-plus Games:	7x, 4/9/16 vs. CHI (2-2-4)
Overtime Goals:	4x, 3/18/12 vs. PIT (4:59)

NHL FIRSTS

Game:	10/6/00 at PIT (Japan)
Goal:	11/11/00 at BOS
Assist:	10/24/00 vs. VAN

CBJ FIRSTS

Game:	10/9/14 at BUF
Goal:	10/24/14 at ANA
Assist:	10/9/14 at BUF



CAREER RECORD

REGULAR SEASON


PLAYOFFS

YEAR	TEAM	LEAGUE	GP	TOI	G	A	PTS	+/-	PIM	PP	SH	GW	S	S%	GP	G	A	PTS	PIM
1997-98	Prince Albert	WHL	1	n/a	0	1	1	1	2	0	0	0	n/a	n/a
1998-99	Prince Albert	WHL	65	n/a	10	34	44	14	104	4	1	3	n/a	n/a	14	0	5	5	22
1999-00	Prince Albert	WHL	62	n/a	27	55	82	13	124	6	0	2	n/a	n/a	6	3	2	5	6
2000-01	Nashville	NHL	75	10:54	2	14	16	-8	48	0	0	0	92	2.2
2001-02	Nashville	NHL	75	16:58	14	27	41	5	111	3	0	4	162	8.6
2002-03	Nashville	NHL	82	15:17	12	22	34	-3	101	2	0	2	221	5.4
2003-04	Nashville	NHL	59	16:16	18	15	33	-5	87	5	0	3	154	11.7	6	1	2	3	2
2004-05	Valerengen If Oslo	Norway	28	n/a	17	12	29	n/a	103	n/a	n/a	n/a	n/a	n/a	11	12	7	19	24
2005-06	Nashville	NHL	81	16:05	25	23	48	8	101	10	2	8	211	11.8	5	1	0	1	4
2006-07	Nashville	NHL	64	15:43	22	17	39	19	96	10	0	2	150	14.7	5	1	1	2	28
2007-08	Philadelphia	NHL	80	16:11	24	19	43	2	159	10	1	6	176	13.6	17	3	4	7	20
2008-09	Philadelphia	NHL	82	17:48	30	30	60	14	143	6	1	5	210	14.3	6	1	1	2	23
2009-10	Philadelphia	NHL	81	15:43	14	30	44	-6	155	8	0	4	171	8.2	23	8	9	17	25
2010-11	Philadelphia	NHL	82	16:36	24	25	49	14	142	4	0	4	177	13.6	11	1	3	4	23
2011-12	Philadelphia	NHL	82	17:47	37	30	67	19	136	16	0	6	232	15.9	11	3	5	8	15
2012-13	Philadelphia	NHL	32	15:52	8	3	11	-5	70	4	0	1	74	10.8
2013-14	Philadelphia	NHL	78	16:53	20	32	52	11	103	9	0	3	207	9.7	7	0	3	3	6
2014-15	Columbus	NHL	77	17:17	28	32	60	1	100	8	0	2	204	13.7
2015-16	Columbus	NHL	79	15:35	23	26	49	-11	112	10	0	1	150	15.3
CBJ Totals			156	16:26	51	58	109	-10	212	18	0	3	354	14.4
NHL TOTALS			1,109	16:05	301	345	646	55	1,664	105	4	51	2,591	11.6	91	19	28	47	146
WHL Totals			128	...	37	90	127	28	230	10	1	5	20	3	7	10	28

BOONE JENNER

BOON JEH-nuhr

38



POSITION

LEFT WING

SHOOTS

LEFT

HEIGHT

6-2

WEIGHT

216

DOB

06/15/93

BIRTHPLACE

DORCHESTER, ONTARIO

VS. THE NHL

TEAM	GP	G	A	PTS	PIM
ANA	4	0	1	1	2
ARI	4	2	3	5	10
BOS	6	2	0	2	8
BUF	6	1	1	2	15
CGY	5	0	0	0	0
CAR	11	4	3	7	8
CHI	5	0	0	0	0
COL	4	3	0	3	6
CBJ	0	0	0	0	0
DAL	4	2	0	2	7
DET	8	3	3	6	2
EDM	4	1	2	3	4
FLA	8	3	2	5	4
LAK	4	0	1	1	0
MIN	4	1	1	2	0
MTL	5	3	3	6	2
NSH	5	2	1	3	6
NJD	10	2	1	3	2
NYI	10	2	4	6	4
NYR	8	1	1	2	0
OTT	5	3	0	3	6
PHI	11	4	0	4	4
PIT	9	2	2	4	9
SJS	5	3	2	5	0
STL	5	1	1	2	4
TBL	8	2	2	4	4
TOR	7	3	1	4	8
VAN	5	1	1	2	2
WSH	10	1	4	5	17
WPG	5	3	0	3	0
TOTALS:	185	55	40	95	134

GETTING STARTED

Jenner started playing hockey at the age of four and grew up idolizing Hall of Fame centers Mike Modano and Steve Yzerman.

2015-16 SEASON

GP	G	A	PTS	+/-	PIM	PP	SH	GW	SHOTS	SPCT.	TOI	HITS	GVA	TKA	BKSHOTS
82	30	19	49	-15	77	9	1	3	225	13.3	16:24	213	25	39	71

- Set career highs in games played, goals, assists, points, penalty minutes, power play goals, shorthanded goals, shots and hits
- Led Columbus in multi-point games (12), finished second in goals, power play goals, hits and game-winning goals (tied) and third in shots and points (tied)
- Was one of three Blue Jackets to play in all 82 games (Gregory Campbell, Ryan Murray)
- Posted 8-5-13 in 14 games from Mar. 4-Apr. 2, including four multi-point efforts
- Became the fifth player to record 30 goals in a single season in franchise history on Apr. 2 at Carolina
- Tallied his first career three-point game (1-2-3) on Nov. 14 vs. Arizona and first three-assist contest on Jan. 25 vs. Montreal
- **Games lost to injury:** 0... **Multi-point (goal) games:** 12 (3)... **Most Points:** 3 (2x) Jan. 25 vs. Montreal, most recent... **Most Goals:** 2 (3x) Feb. 22 at Boston, most recent... **Most Assists:** 3 – Jan. 25 vs. Montreal... **Most PIM:** 15 – Feb. 19 vs. Buffalo... **Most Shots:** 6 (4x) – Mar. 8 vs. Detroit, most recent... **TOI:** 20:42 – Jan. 21 vs. Calgary

CAREER HIGHLIGHTS

- Skated in his 100th career NHL game on Apr. 6, 2015 at NY Rangers
- Converted on his second career penalty shot on Dec. 13, 2014 vs. Pittsburgh (Thomas Greiss)
- Registered a career-high four-game goal streak from Dec. 1-9, 2014 (4-0-4)
- Notched the first multi-assist game of his NHL career with two assists on Nov. 7, 2014 at Carolina
- Led all rookie NHL forwards in hits (212) and game-winning goals (5, tied); finished sixth-T in goals (16) and sixth in shooting pct. (12.6) in 2013-14
- Set Blue Jackets record for most GW goals by a rookie (5) in 2013-14
- Converted on his first career penalty shot attempt on Jan. 11, 2014 at Winnipeg, becoming the second rookie in Blue Jackets history to score a penalty shot goal (David Vyborny, 2000-01) and first ever to score a GWG in that manner
- Scored his first and second career NHL goals on Oct. 17, 2013 at Montreal (Carey Price), both on the power play, becoming the first NHL player since Dustin Penner (on Nov. 30, 2005) to score his first two career goals with the man advantage in the same game
- Made his NHL debut on Oct. 4, 2013 vs. Calgary
- Led all Springfield (AHL) forwards in scoring during the 2013 Calder Cup Playoffs (2-3-5)
- Made his professional debut with Springfield on Apr. 4, 2012 at Bridgeport

AMATEUR CAREER

- Finished third in the OHL in goals (45), fourth-T in game-winning goals (8) and 10th in points (82) in final season with Oshawa in 2012-13
- Named the Generals' team captain on Aug. 23, 2011
- Ranked third on Oshawa in assists (41) and points (66) in 2010-11
- Named to OHL All-Rookie team in 2009-10 after ranking fourth on the Generals in goals, assists and points with 19-30-49 in 65 games

INTERNATIONAL CAREER

- Helped Canada capture gold at the 2016 IIHF World Championships with 2-2-4 in 10 games
- Represented Canada at the IIHF World Junior Championships for the second-straight year in 2013
- Recorded 0-2-2 and 29 penalty minutes in five games at the 2012 IIHF World Junior Championships, helping Canada win bronze
- Won a gold medal with Team Canada at the 2011 U18 Junior World Cup
- Won a silver medal with Team Ontario at IIHF World U17 Hockey Challenge in 2010, serving as team captain

PERSONAL

- Nickname is "Bam Bam"
- Would like to own a business if he wasn't a hockey player
- Favorite musical artists are the Tragically Hip and Eric Church and favorite TV shows to binge watch are *Entourage* and *Friends*
- Would most like to have dinner with Will Ferrell and would have Mark Wahlberg play him in a movie about his life
- Favorite sports are golf and football and favorite athlete is Tom Brady

CAREER TRANSACTIONS

- Signed a two-year contract extension with Columbus on Feb. 29, 2016
- Signed a three-year entry level contract with the Blue Jackets on Mar. 28, 2012
- Columbus' second round pick, 37th overall, in the 2011 NHL Draft

SINGLE SEASON HIGHS

GP:	82, 2015-16
Goals:	30, 2015-16
Assists:	19, 2015-16
Points:	49, 2015-16
+/-:	6, 2013-14
PIM:	77, 2015-16
PPG:	9, 2015-16
SHG:	1, 2015-16
GWG:	5, 2013-14
Shots:	225, 2015-16
Shot %:	13.3, 2015-16
TOI:	18:16, 2014-15
Hits:	213, 2015-16
Blocked Shots:	71, 2015-16
Multi-point Games:	12, 2015-16
Multi-goal Games:	3, 2015-16
Multi-assist Games:	2 (2x), 2015-16

PENALTY SHOTS - 2

DATE	OPPONENT	GOALIE (RESULT)
1/11/14	at WPG	Pavelec (Goal)
12/13/14	vs. PIT	Greiss (Goal)

HAT TRICKS - 0

DATE	OPPONENT	GOALIE (RESULT)
------	----------	-----------------

SHOOTOUTS

	G	S	S%	GDG
2015-16	1	3	33.3	1
CAREER	2	5	40.0	2

GAME HIGHS

Goals:	2 (5x), 2/22/16 at BOS
Assists:	3, 1/25/16 vs. MTL
Points:	3 (2x), 1/25/16 vs. MTL
PIM:	15, 2/19/16 vs. BUF
+/-:	2 (11x), 3/22/16 vs. PHI
Shots:	6 (7x), 3/8/16 vs. DET
TOI:	21:41, 11/8/14 vs. TBL
Hits:	9, 1/21/14 vs. LAK
Blocked Shots:	4, 11/22/15 vs. SJS
Goal Streak:	4, 12/1-12/9/14 (4-0-4)
Assist Streak:	3, 1/30-2/3/14 (1-3-4)
Point Streak:	4, 12/1-12/9/14 (4-0-4)
GP Streak:	93, 3/21/15-4/9/16

CAREER STATS

Multi-goal Games:	5x, 2/22/16 at BOS (2-0-2)
Multi-assist Games:	4x, 1/25/16 vs. MTL (0-3-3)
Multi-point Games:	21x, 3/31/16 at NYI (1-1-2)
Three-point Games:	2x, 1/25/16 vs. MTL (0-3-3)
Four points-plus Games:	0
Overtime Goals:	0

NHL/CBJ FIRSTS

Game:	10/4/13 vs. CGY
Goal:	10/17/13 at MTL
Assist:	11/29/13 vs. EDM



CAREER RECORD

REGULAR SEASON


PLAYOFFS

YEAR	TEAM	LEAGUE	GP	TOI	G	A	PTS	+/-	PIM	PP	SH	GW	S	S%	GP	G	A	PTS	PIM
2009-10	Oshawa	OHL	65	n/a	19	30	49	-22	91	8	2	3	n/a	n/a
2010-11	Oshawa	OHL	63	n/a	25	41	66	10	57	4	2	3	n/a	n/a	10	7	5	12	14
2011-12	Oshawa	OHL	43	n/a	22	27	49	12	59	7	4	3	n/a	n/a	6	4	7	11	10
	Springfield	AHL	5	n/a	1	0	1	-1	2	0	0	0	9	11.1
2012-13	Oshawa	OHL	56	n/a	45	37	82	23	58	12	0	8	n/a	n/a	9	2	6	8	8
	Springfield	AHL	5	n/a	3	1	4	1	0	1	0	1	14	21.4	8	2	3	5	8
2013-14	Columbus	NHL	72	14:04	16	13	29	6	45	4	0	5	127	12.6	6	3	2	5	4
2014-15	Columbus	NHL	31	18:16	9	8	17	-5	12	2	0	2	83	10.8
2015-16	Columbus	NHL	82	16:24	30	19	49	-15	77	9	1	3	225	13.3
CBJ/NHL Totals			185	15:49	55	40	95	-14	134	15	1	10	435	12.6	6	3	2	5	4
AHL Totals			10	...	4	1	5	0	2	1	0	1	23	17.4	8	2	3	5	8
OHL Totals			227	...	111	135	246	23	265	31	8	9	25	13	18	21	32

JACK JOHNSON

JAK JAHN-suhn

7



POSITION

DEFENSE

SHOOTS

LEFT

HEIGHT

6-1

WEIGHT

226

DOB

01/13/87

BIRTHPLACE

INDIANAPOLIS, INDIANA

VS. THE NHL

TEAM	GP	G	A	PTS	PIM
ANA	32	2	13	15	22
ARI	40	3	14	17	32
BOS	15	2	3	5	4
BUF	12	0	6	6	12
CGY	26	1	6	7	20
CAR	14	0	4	4	6
CHI	25	3	6	9	10
COL	27	2	8	10	27
CBJ	16	0	7	7	8
DAL	36	4	16	20	20
DET	30	2	4	6	6
EDM	26	3	7	10	22
FLA	13	3	4	7	10
LAK	10	2	4	6	0
MIN	26	3	11	14	16
MTL	14	0	2	2	6
NSH	25	2	5	7	10
NJD	17	2	6	8	4
NYI	20	4	5	9	6
NYR	15	1	3	4	10
OTT	14	1	2	3	12
PHI	16	4	5	9	8
PIT	18	1	6	7	17
SJS	36	2	7	9	20
STL	29	1	7	8	42
TBL	10	0	4	4	12
TOR	12	1	2	3	6
VAN	30	4	9	13	20
WSH	15	4	8	12	6
WPG	10	1	2	3	6
TOTALS:	629	58	186	244	400

GETTING STARTED

Johnson began playing hockey at the age of five and grew up idolizing Hall of Fame defenseman Chris Chelios.

2015-16 SEASON

GP	G	A	PTS	+/-	PIM	PP	SH	GW	SHOTS	SPCT.	TOI	HITS	GVA	TKA	BKSHOTS
60	6	8	14	-16	25	3	0	2	86	7.0	24:10	98	30	8	102

- Led the team in TOI/game, finished fourth in blocked shots and led club defensemen in goals
- Missed the final 20 games of the campaign with a shoulder injury
- Notched his first career NHL regular season multi-goal game with 2-1-3 on Jan. 2 vs. Washington
- Skated in his 600th career NHL game on Dec. 12 vs. NY Islanders
- **Games lost to injury:** 22... **Multi-point (goal) games:** 2 (1)... **Most Points:** 3 – Jan. 2 vs. Washington... **Most Goals:** 2 – Jan. 2 vs. Washington... **Most Assists:** 2 – Nov. 14 vs. Arizona... **Most PIM:** 5 – Nov. 27 vs. Pittsburgh... **Most Shots:** 6 – Nov. 10 vs. Vancouver... **TOI:** 29:46 – Dec. 4 vs. Florida

CAREER HIGHLIGHTS

- Led the Jackets in blocked shots (131) and TOI/game (24:09) and led club defensemen in assists (32) and points (40), ranking ninth-T among NHL blueliners in power play points (21) in 2014-15.
- Registered the third-most points in a season by a defenseman in club history and recorded 40+ points for the second time in his NHL career (42, 2010-11)
- Posted his 200th career NHL point with an assist on Nov. 29, 2014 at Nashville
- Collected his 150th career NHL assist in his 500th career NHL game on Oct. 31, 2014 vs. Toronto
- Recorded 3-4-7 in six playoff games to lead the Jackets in postseason scoring in 2014
- Led the club in blocked shots (128) and TOI/game (24:40); finished second among defensemen in points (33), assists (28) and goals (5, tied) in 2013-14
- Led all Blue Jackets defensemen in power play points (8), shots (96), hits (66) and blocked shots (90) in 2012-13
- Skated in the 400th game of his NHL career on Apr. 9, 2013 vs. San Jose
- Broke his own Blue Jackets team record for TOI in a single game on Feb. 2, 2013 vs. Detroit (34:59)
- Ranked second-T among NHL defensemen in game-winning goals (5), sixth-T in goals (12) and eighth-T in power play goals (5) in 2011-12, setting career highs in goals, PP goals, GW goals, shots (176) and time on ice (27:25)
- Recorded his 100th career NHL assist on second assist of game on Mar. 23, 2012 vs. Carolina
- Ranked third-T among NHL defensemen in power play assists (25) and fourth-T in power play points (28) in 2010-11
- Led the Kings in blocked shots (133), ranked second with a career-high 37 assists and time on ice (23:11) and was one of six players to play in all 82 games in 2010-11
- Played in the 300th game of his NHL career on Nov. 16, 2011 vs. Anaheim with the Kings
- Recorded the 100th point of his NHL career on Apr. 9, 2011 vs. Anaheim
- Tied a Kings playoff record for a defenseman with 0-3-3 in Game 3 of the Western Conference Quarterfinals on Apr. 19, 2010 vs. Vancouver
- Played in the 100th game of his NHL career on Mar. 1, 2009 at Chicago
- Ranked third among NHL rookies and third on Los Angeles in time on ice (21:41) and was second among NHL rookies in blocked shots (136) in 2007-08
- Was selected to play in the NHL YoungStars event as a part of 2008 All-Star Weekend

AMATEUR CAREER

- Played two seasons (2005-07) at the University of Michigan (CCHA) and two seasons (2003-05) with the U.S. National Team Development Program
- Named CCHA Best Offensive Defenseman and earned All-CCHA First Team honors in 2006-07 after scoring 16 goals
- Earned CCHA All-Rookie honors and was a finalist for the CCHA Best Offensive Defenseman Award in 2005-06 after setting Michigan freshman record for points by a defenseman (32)

INTERNATIONAL CAREER

- Appeared in two games for the United States at the World Cup of Hockey 2016
- Represented the United States at the 2010 Olympic Games (silver), as well at the 2012 IIHF World Championships (captain), 2011 IIHF World Championships (alternate captain), 2010 IIHF World Championships (captain), 2009 IIHF World Championships and 2007 IIHF World Championships
- Also represented Team USA at the 2007 IIHF World Junior Championships (bronze medal), 2006 IIHF World Junior Championships, 2005 IIHF World Under-18 Junior Championships (gold medal) and 2004 IIHF World Under-18 Junior Championships (silver medal)

PERSONAL

- Nickname is "JJ"
- Winning the silver medal at the 2010 Olympics with Team USA is the most memorable moment of his hockey career
- Would be in the military if he wasn't a hockey player
- Favorite attraction in Columbus is visiting the Columbus Zoo Christmas lights

CAREER TRANSACTIONS

- Acquired by Columbus with a first round pick in the 2013 NHL Draft (Marko Dano) from Los Angeles in exchange for Jeff Carter on Feb. 23, 2012
- Signed a seven-year contract with Los Angeles on Jan. 9, 2011
- Signed a two-year contract extension with Los Angeles on July 17, 2009
- Signed a three-year, entry level contract with the Kings on March 26, 2007
- Acquired by the Kings with Oleg Tverdovsky from Carolina in exchange for Eric Belanger and Tim Gleason on Sept. 29, 2006
- Carolina's first round pick, third overall, in the 2005 NHL Draft

SINGLE SEASON HIGHS

GP:	82 (3x), 2013-14
Goals:	12, 2011-12
Assists:	37, 2010-11
Points:	42, 2010-11
+/-:	-5, 2012-13
PIM:	76, 2007-08
PPG:	5, 2011-12
SHG:	0
GWG:	5, 2011-12
Shots:	176, 2011-12
Shot %:	12.0, 2008-09
TOI:	25:58, 2012-13
Hits:	182, 2013-14
Blocked Shots:	136, 2007-08
Multi-point Games:	9, 2010-11
Multi-goal Games:	1, 2015-16
Multi-assist Games:	7 (2x), 2010-11

PENALTY SHOTS - 1

DATE	OPPONENT	GOALIE (RESULT)
1/17/11	at DAL	Lehtonen (No Goal)

HAT TRICKS - 0

DATE	OPPONENT	GOALIE (RESULT)
------	----------	-----------------

SHOOTOUTS

	G	S	S%	GDG
2015-16	0	0	0.0	0
CAREER	11	38	28.9	3

GAME HIGHS

Goals:	2, 1/2/16 vs. WSH
Assists:	3 (4x), 3/1/14 vs. FLA
Points:	4, 2/4/10 vs. ANA
PIM:	14, 12/16/10 at STL
+/-:	+4, 2/6/15 vs. STL
Shots:	8, 4/3/12 at PHX
TOI:	34:59, 2/2/13 vs. DET
Hits:	8, 12/3/09 vs. OTT
Blocked Shots:	7 (2x), 4/25/13 at DAL
Goal Streak:	3, 3/28-4/2/15 (3-0-3)
Assist Streak:	5, 12/21-12/29/10 (1-5-2)
Point Streak:	6, 12/21-12/30/10 (2-5-7)
GP Streak:	171, 1/31/10-2/22/12

CAREER STATS

Multi-goal Games:	1, 1/2/16 vs. WSH (2-1-3)
Multi-assist Games:	25x, 11/14/15 vs. ARI (0-2-2)
Multi-point Games:	35x, 1/2/16 vs. WSH (2-1-3)
Three-point Games:	6x, 1/2/16 vs. WSH (2-1-3)
Four points-plus Games:	1x, 2/4/10 vs. ANA (1-3-4)
Overtime Goals:	3x, 3/31/15 vs. NJD (0:56)

NHL FIRSTS

Game:	3/29/07 vs. VAN
Goal:	10/19/07 at VAN
Assist:	10/10/07 at DAL

CBJ FIRSTS

Game:	2/26/12 at PIT
Goal:	3/6/12 vs. PHX
Assist:	3/3/12 at PHX



CAREER RECORD

REGULAR SEASON


PLAYOFFS

YEAR	TEAM	LEAGUE	GP	TOI	G	A	PTS	+/-	PIM	PP	SH	GW	S	S%	GP	G	A	PTS	PIM
2003-04	USNTDP	U-17	31	n/a	12	9	21	n/a	78	n/a	n/a	n/a	n/a	n/a
	USNTDP	NAHL	29	n/a	3	12	15	n/a	93	n/a	n/a	n/a	n/a	n/a
2004-05	USNTDP	U-18	26	n/a	5	9	14	n/a	86	n/a	n/a	n/a	n/a	n/a
	USNTDP	NAHL	12	n/a	7	10	17	n/a	57	n/a	n/a	n/a	n/a	n/a
2005-06	Michigan	CCHA	38	n/a	10	22	32	11	149	5	0	2	104	9.6
2006-07	Michigan	CCHA	36	n/a	16	23	39	26	87	4	2	2	96	16.7
	Los Angeles	NHL	5	21:22	0	0	0	-5	18	0	0	0	5	0.0
2007-08	Los Angeles	NHL	74	21:41	3	8	11	-19	76	0	0	0	81	3.7
2008-09	Los Angeles	NHL	41	20:16	6	5	11	-18	46	3	0	0	50	12.0
2009-10	Los Angeles	NHL	80	22:36	8	28	36	-15	48	3	0	0	130	6.2	6	0	7	7	6
	United States	Olympics	6	n/a	0	1	1	2	2	n/a	n/a	n/a	n/a	n/a
2010-11	Los Angeles	NHL	82	23:11	5	37	42	-21	44	3	0	0	153	3.3	6	1	4	5	0
2011-12	Los Angeles	NHL	61	22:30	8	16	24	-12	24	5	0	4	120	6.7
	Columbus	NHL	21	27:25	4	10	14	5	15	0	0	1	56	7.1
2012-13	Columbus	NHL	44	25:58	5	14	19	-5	12	3	0	1	96	5.2
2013-14	Columbus	NHL	82	24:40	5	28	33	-7	48	4	0	0	147	3.4	6	3	4	7	4
2014-15	Columbus	NHL	79	24:09	8	32	40	-13	44	3	0	1	141	5.7
2015-16	Columbus	NHL	60	24:10	6	8	14	-16	25	3	0	2	86	7.0
CBJ Totals			286	24:50	28	92	120	-36	144	13	0	5	526	5.3	6	3	4	7	4
NHL Totals			629	23:25	58	186	244	-126	400	27	0	9	1,065	5.4	18	4	15	19	10
NCAA Totals			74	...	26	45	71	37	236	9	2	4	200	13.0
USNTDP Totals			98	...	27	40	67	...	314

SETH JONES

SETH JOHNZ

3



POSITION

DEFENSE

SHOOTS

RIGHT

HEIGHT

6-4

WEIGHT

220

DOB

10/03/94

BIRTHPLACE

ARLINGTON, TEXAS

VS. THE NHL

TEAM	GP	G	A	PTS	PIM
ANA	9	1	4	5	0
ARI	7	0	4	4	2
BOS	8	0	2	2	8
BUF	7	0	1	1	2
CGY	9	1	4	5	2
CAR	10	0	4	4	2
CHI	12	0	3	3	4
COL	10	0	3	3	0
CBJ	5	1	0	1	2
DAL	10	0	1	1	2
DET	9	0	4	4	4
EDM	9	0	2	2	14
FLA	6	3	1	4	4
LAK	7	0	5	5	0
MIN	13	1	1	2	2
MTL	7	1	2	3	2
NSH	1	0	0	0	0
NJD	8	1	1	2	2
NYI	8	1	0	1	0
NYR	8	0	3	3	2
OTT	7	1	6	7	2
PHI	7	0	2	2	2
PIT	6	0	0	0	0
SJS	7	0	2	2	2
STL	13	0	0	0	4
TBL	6	1	0	1	2
TOR	7	2	2	4	0
VAN	7	0	2	2	0
WSH	5	1	3	4	0
WPG	12	2	4	6	0
TOTALS:	240	17	66	83	66

GETTING STARTED

Jones started playing hockey when he was five years old and grew up idolizing Hall of Fame defenseman Nicklas Lidstrom.

2015-16 SEASON

GP	G	A	PTS	+/-	PIM	PP	SH	GW	SHOTS	SPCT.	TOI	HITS	GVA	TKA	BKSHOTS
81	3	28	31	-14	22	1	0	0	157	1.9	22:04	86	69	25	118

- Set career highs in assists, points, shots, hits, blocked shots and TOI/game, finishing second on the club in blocked shots, fourth in TOI/game and led club defensemen in both assists and points
 - Tallied 2-18-20 and logged 24:27 TOI/game in 41 contests with Columbus
 - Recorded his first goal in a Blue Jacket uniform on Feb. 27 vs. Florida
 - Had 0-10-10 and was +7 in 13 games from Jan. 13-Feb. 13
 - Posted a four-game assist streak from Jan. 13-21 (0-5-5), including his first assist with Columbus on Jan. 13 at Toronto and his first multi-point effort (0-2-2) two games later on Jan. 19 vs. Washington
 - Made his Blue Jackets debut in his 200th career NHL game on Jan. 8 at Carolina
 - Collected 1-10-11 in 40 games with Nashville prior to the trade
 - Tallied career-high three points with 1-2-3 on Nov. 14 vs. Winnipeg
- **Games lost to injury:** 0... **Multi-point (goal) games:** 7 (0)... **Most Points:** 3 – Nov. 14 vs. Winnipeg... **Most Goals:** 1 (3x) – Mar. 19 vs. New Jersey, most recent... **Most Assists:** 2 (7x) – Mar. 8 vs. Detroit, most recent... **Most PIM:** 4 – Dec. 5 at Detroit... **Most Shots:** 6 (3x) – Apr. 4 vs. NY Rangers... **TOI:** 29:44 – Mar. 22 vs. Philadelphia

CAREER HIGHLIGHTS

- Suited up for all six of Nashville's 2015 Western Conference Quarterfinal contests vs. Chicago, tying for the team lead in assists (4)
- Set then-career highs in goals, points, assists (tied) with 8-19-27 in 82 games with Nashville in 2014-15
- Was Nashville's only defenseman – and one of four Preds total – to appear in all 82 of the team's games in 2014-15
- Played in his 100th career NHL game on Nov. 29, 2014 vs. Columbus
- Tied for fifth among the NHL's rookie defensemen in goals (6), tied for sixth in assists (19) and ranked seventh in points (25) in 2013-14
- Also ranked second among NHL rookie defensemen in total minutes played (1,510:46), and tied for fifth in average ice time (19:37) in 2013-14
- Recorded his first NHL point/assist on Oct. 8, 2013 vs. Minnesota
- Made his NHL debut on his 19th birthday on Oct. 3, 2013 at St. Louis

AMATEUR CAREER

- Recipient of the Jim Piggott Trophy as Western Hockey League Rookie of the Year, Canadian Hockey League's Top Prospect of the Year and was a WHL First-Team All-Star after ranking fourth among WHL blueliners, and first among rookie defensemen, in points with 14-42-56 with Portland in 2012-13
- Ranked second among WHL defensemen in goals (5) and plus/minus rating (+15), and third in points (15) during the 2013 WHL Playoffs, helping the Winterhawks claim the Ed Chynoweth Cup as league champions

INTERNATIONAL CAREER

- Appeared in three games for Team North America at the World Cup of Hockey 2016
- Named one of the United States' three best players for the second consecutive year at the 2015 IIHF World Championships after posting 1-3-4 in 10 games
- Named Best Defenseman, tournament All-Star and one of the United States' three best players at the 2014 IIHF World Championships after recording 2-9-11
- Led Team USA as well as tournament defensemen in assists and points while playing as USA's youngest player
- Helped the United States claim the gold medal at the 2013 IIHF World Junior Championships, leading all defensemen in assists (6) and ranking second among blueliners in points (7) and plus/minus rating (+8) while skating as youngest member of Team USA

PERSONAL

- Nickname is "Jonesy" ... Twitter handle is @seth_jones3
- Being drafted by Nashville in 2013 and winning a gold medal with the United States at the 2013 IIHF World Junior Championships are his most memorable hockey moments
- Favorite activities away from the rink are going to the movies and cooking
- One item on his bucket list is to go skydiving

CAREER TRANSACTIONS

- Signed a six-year contract extension with the Blue Jackets on June 29, 2016
- Acquired by Columbus from Nashville in exchange for Ryan Johansen on Jan. 6, 2016
- Nashville's first round pick, fourth overall, in the 2013 NHL Draft

SINGLE SEASON HIGHS

GP:	82, 2014-15
Goals:	8, 2014-15
Assists:	28, 2015-16
Points:	31, 2015-16
+/-:	3, 2014-15
PIM:	24, 2013-14
PPG:	7 (2x), 2014-15
SHG:	1, 2014-15
GWG:	2, 2013-14
Shots:	157, 2015-16
Shot %:	6.5, 2014-15
TOI:	22:04, 2015-16
Hits:	86, 2015-16
Blocked Shots:	118, 2015-16
Multi-point Games:	7, 2015-16
Multi-goal Games:	0
Multi-assist Games:	7, 2015-16

PENALTY SHOTS - 0

DATE	OPPONENT	GOALIE (RESULT)
------	----------	-----------------

HAT TRICKS - 0

DATE	OPPONENT	GOALIE (RESULT)
------	----------	-----------------

SHOOTOUTS

	G	S	S%	GDG
2015-16	0	0	0.0	0
CAREER	0	1	0.0	0

GAME HIGHS

Goals:	1 (17x), 3/19/16 vs. NJD
Assists:	2 (9x), 3/8/16 vs. DET
Points:	3, 11/14/15 vs. WPG
PIM:	4 (2x), 12/5/15 at DET
+/-:	3 (2x), 1/16/15 vs. WSH
Shots:	6 (4x), 4/4/16 vs. NYR
TOI:	30:46, 11/30/13 vs. PHI
Hits:	7, 1/16/16 vs. COL
Blocked Shots:	6, 11/12/13 at NYI
Goal Streak:	2, 2/8-2/10/15 (2-0-2)
Assist Streak:	4, 1/13-1/21/16 (0-5-5)
Point Streak:	5, 2/3-2/10/15 (3-2-5)
GP Streak:	168, 4/5/14-4/9/16

CAREER STATS

Multi-goal Games:	0
Multi-assist Games:	9x, 3/8/16 vs. DET (0-2-2)
Multi-point Games:	11x, 3/8/16 vs. DET (0-2-2)
Three-point Games:	1x, 11/14/15 vs. WPG (1-2-3)
Four points-plus Games:	0
Overtime Goals:	1x, 3/10/14 at OTT (3:49)

NHL FIRSTS

Game:	10/3/13 at STL
Goal:	10/12/13 vs. NYI
Assist:	10/8/13 vs. MIN

CBJ FIRSTS

Game:	1/8/16 at CAR
Goal:	2/27/16 vs. FLA
Assist:	1/13/16 at TOR



CAREER RECORD

YEAR	TEAM	LEAGUE	GP	TOI	G	A	PTS	+/-	PIM	PP	SH	GW	S	S%	GP	G	A	PTS	PIM
2010-11	USNTDP	USHL	28	n/a	1	13	14	5	20	0	0	0	41	2.4
	USNTDP	U-18	12	n/a	0	7	7	n/a	4	n/a	n/a	n/a	n/a	n/a
2011-12	USNTDP	USHL	20	n/a	4	8	12	5	6	1	0	1	40	10.0
	USNTDP	U-18	32	n/a	4	15	19	n/a	12	n/a	n/a	n/a	n/a	n/a
2012-13	Portland	WHL	61	n/a	14	42	56	46	33	4	0	n/a	n/a	n/a	21	5	10	15	4
2013-14	Nashville	NHL	77	19:37	6	19	25	-23	24	2	0	2	100	6.0
2014-15	Nashville	NHL	82	19:52	8	19	27	3	20	2	1	0	123	6.5	6	0	4	4	6
2015-16	Nashville	NHL	40	19:38	1	10	11	-5	10	0	0	0	74	1.4
	Columbus	NHL	41	24:27	2	18	20	-9	12	1	0	0	83	2.4
CBJ Totals			41	24:27	2	18	20	-9	12	1	0	0	83	2.4
NHL Totals			240	20:32	17	66	83	-34	66	5	1	2	380	4.5	6	0	4	4	6
WHL Totals			61	...	14	42	56	46	33	4	0	21	5	10	15	4

REGULAR SEASON

YEAR	TEAM	LEAGUE	GP	TOI	G	A	PTS	+/-	PIM	PP	SH	GW	S	S%
2010-11	USNTDP	USHL	28	n/a	1	13	14	5	20	0	0	0	41	2.4
	USNTDP	U-18	12	n/a	0	7	7	n/a	4	n/a	n/a	n/a	n/a	n/a
2011-12	USNTDP	USHL	20	n/a	4	8	12	5	6	1	0	1	40	10.0
	USNTDP	U-18	32	n/a	4	15	19	n/a	12	n/a	n/a	n/a	n/a	n/a
2012-13	Portland	WHL	61	n/a	14	42	56	46	33	4	0	n/a	n/a	n/a
2013-14	Nashville	NHL	77	19:37	6	19	25	-23	24	2	0	2	100	6.0
2014-15	Nashville	NHL	82	19:52	8	19	27	3	20	2	1	0	123	6.5
2015-16	Nashville	NHL	40	19:38	1	10	11	-5	10	0	0	0	74	1.4
	Columbus	NHL	41	24:27	2	18	20	-9	12	1	0	0	83	2.4
CBJ Totals			41	24:27	2	18	20	-9	12	1	0	0	83	2.4
NHL Totals			240	20:32	17	66	83	-34	66	5	1	2	380	4.5
WHL Totals			61	...	14	42	56	46	33	4	0

PLAYOFFS

YEAR	TEAM	LEAGUE	GP	G	A	PTS	PIM
2010-11	USNTDP	USHL
	USNTDP	U-18
2011-12	USNTDP	USHL
	USNTDP	U-18
2012-13	Portland	WHL	21	5	10	15	4
2013-14	Nashville	NHL
2014-15	Nashville	NHL	6	0	4	4	6
2015-16	Nashville	NHL
	Columbus	NHL
CBJ Totals		
NHL Totals			6	0	4	4	6
WHL Totals			21	5	10	15	4



WILLIAM KARLSSON

25

WIHL-yuhm KAHRL-suhn

2015-16 SEASON

GP	G	A	PTS	+/-	PIM	PP	SH	GW	SHOTS	SPCT.	TOI	HITS	GVA	TKA	BKSHOTS
81	9	11	20	-9	6	0	0	1	108	8.3	14:28	40	21	42	48

- Led Blue Jackets rookies in goals, assists, points, shots and games played and finished third-T on the club in takeaways
- Ranked second-T among NHL rookies in games played
- Six penalty minutes was second-fewest (tied) in NHL among players playing at least 45 games
- Tallied 6-8-14 and was +11 over the final 39 games of the season
- Played in his 100th career NHL game on Apr. 6 at Toronto
- Posted first career three assist/point game on Feb. 25 vs. New Jersey
- Tallied multi-goal contests on Nov. 14 vs. Arizona and Feb. 5 at Calgary
- **Games lost to injury:** 0... **Multi-point (goal) games:** 3 (2)... **Most Points:** 3 – Feb. 25 vs. New Jersey... **Most Goals:** 2 (2x) – Feb. 5 at Calgary, most recent... **Most Assists:** 3 – Feb. 25 vs. New Jersey... **Most PIM:** 2 (3x) – Mar. 17 vs. Detroit, most recent... **Most Shots:** 5 – Oct. 14 vs. Ottawa... **TOI:** 19:25 – Nov. 3 at San Jose

CAREER HIGHLIGHTS

- Posted first goal as a Blue Jacket on Mar. 28, 2015 at St. Louis
- Collected an assist in his Columbus debut on Mar. 24, 2015 vs. Anaheim
- Made his NHL debut with Anaheim on Oct. 11, 2014 at Detroit and posted first two NHL goals a game later on Oct. 13, 2014 at Buffalo
- Made his AHL debut with Norfolk, collecting 2-7-9 in nine games in 2013-14 and appeared in eight 2014 Calder Cup Playoff games, tallying 1-2-3
- Led HV 71 of the Swedish Hockey League in points, assists, games played and goals (tied) with 15-22-37 in 55 games in 2013-14
- Was named the 2012-13 SHL Rookie of the Year in his first season with HV 71, recording 4-24-28 in 50 games
- Ranked third on the club in assists, sixth in points and third-T in plus/minus and led all league rookies in assists, ranked second in scoring and games played (tied) in 2012-13
- Ranked fourth-T among all Allsvenskan (Sweden's second division) skaters in assists and 11th-T in points with 12-33-45 in 46 games in 2011-12
- Was named the best junior player in the Allsvenskan in 2011-12
- Appeared in 38 contests for Vasteras of the Swedish Junior League in 2010-11, registering 20-34-54 and 45 penalty minutes

INTERNATIONAL CAREER

- Helped Sweden capture a silver medal at the 2013 IIHF World Junior Championships
- Was a member of Sweden's gold-medal squad at the 2012 IIHF World Junior Championships, scoring 1-1-2 in six contests
- Represented Sweden at the 2010 U18 World Championships

PERSONAL

- Nickname is "Wild Bill" or "Karly" ... Twitter handle is @WKarlsson71
- Favorite sport is soccer and favorite athlete is soccer star Zlatan Ibrahimovic
- Would be a firefighter if he wasn't a hockey player
- If he could trade places with one person for a day, it would be soccer star Cristiano Ronaldo
- His first job was working as a dishwasher

CAREER TRANSACTIONS

- Signed a two-year contract extension with the Blue Jackets on June 23, 2016
- Acquired by Columbus with Rene Bourque and a second round pick (Kevin Stenlund) in the 2015 NHL Draft from Anaheim in exchange for James Wisniewski and a third round pick in the 2015 NHL Draft on Mar. 2, 2015
- Signed a three-year entry level contract with the Ducks on May 20, 2013
- Anaheim's second round pick, 53rd overall, in the 2011 NHL Draft

POSITION

CENTER

SHOOTS

LEFT

HEIGHT

6-1

WEIGHT

189

DOB

01/08/93

BIRTHPLACE

MARSTA, SWEDEN

VS. THE NHL

TEAM	GP	G	A	PTS	PIM
ANA	3	1	1	2	0
ARI	3	2	0	2	0
BOS	3	1	1	2	0
BUF	5	2	1	3	0
CGY	2	2	0	2	0
CAR	4	0	0	0	0
CHI	3	0	0	0	0
COL	3	0	0	0	0
CBJ	1	0	1	1	0
DAL	3	0	1	1	0
DET	4	0	1	1	2
EDM	2	0	1	1	0
FLA	4	0	0	0	0
LAK	4	0	1	1	0
MIN	3	0	0	0	0
MTL	3	0	0	0	2
NSH	2	0	0	0	0
NJD	5	2	3	5	0
NYI	6	1	0	1	0
NYR	3	0	0	0	0
OTT	4	0	0	0	0
PHI	5	0	0	0	0
PIT	4	0	0	0	0
SJS	3	0	1	1	2
STL	4	1	0	1	0
TBL	3	0	0	0	0
TOR	3	0	0	0	0
VAN	3	0	0	0	2
WSH	5	0	1	1	0
WPG	2	0	0	0	0
TOTALS:	102	12	13	25	8

GETTING STARTED

Karlsson began playing hockey at the age of four and grew up idolizing Hall of Fame center Peter Forsberg.

SINGLE SEASON HIGHS

GP:	81, 2015-16
Goals:	9, 2015-16
Assists:	11, 2015-16
Points:	20, 2015-16
+/-:	3, 2014-15
PIM:	6, 2015-16
PPG:	0
SHG:	0
GWG:	1, 2015-16
Shots:	108, 2015-16
Shot %:	10.3, 2014-15
TOI:	14:28, 2015-16
Hits:	40, 2015-16
Blocked Shots:	48, 2015-16
Multi-point Games:	3, 2015-16
Multi-goal Games:	2, 2015-16
Multi-assist Games:	1, 2015-16

PENALTY SHOTS - 0

DATE	OPPONENT	GOALIE (RESULT)
------	----------	-----------------

HAT TRICKS - 0

DATE	OPPONENT	GOALIE (RESULT)
------	----------	-----------------

SHOOTOUTS

	G	S	S%	GDG
2015-16	0	0	0.0	0
CAREER	1	1	100.0	1

GAME HIGHS

Goals:	2 (3x), 2/5/16 at CGY
Assists:	3, 2/25/16 vs. NJD
Points:	3, 2/25/16 vs. NJD
PIM:	2 (4x), 3/17/16 vs. DET
+/-:	3, 2/25/16 vs. NJD
Shots:	6, 10/13/14 at BUF
TOI:	19:25, 11/3/15 at SJS
Hits:	3 (4x), 4/2/16 at CAR
Blocked Shots:	4, 10/17/15 at CHI
Goal Streak:	1 (10x), 3/19/16 (1-0-1)
Assist Streak:	1 (12x), 4/8/16 (0-1-1)
Point Streak:	2, 11/22-11/25/15 (1-1-2)
GP Streak:	81, 10/10/15-4/9/16

CAREER STATS

Multi-goal Games:	3x, 2/5/16 at CGY (2-0-2)
Multi-assist Games:	1x, 2/25/16 vs. NJD (0-3-3)
Multi-point Games:	4x, 2/25/16 vs. NJD (0-3-3)
Three-point Games:	1x, 2/25/16 vs. NJD (0-3-3)
Four points-plus Games:	0
Overtime Goals:	0

NHL FIRSTS

Game:	10/11/14 vs. DET
Goal:	10/13/14 at BUF
Assist:	10/24/14 vs. CBJ

CBJ FIRSTS

Game:	3/24/15 vs. ANA
Goal:	3/28/15 at STL
Assist:	3/24/15 vs. ANA




CAREER RECORD

REGULAR SEASON

PLAYOFFS

YEAR	TEAM	LEAGUE	GP	TOI	G	A	PTS	+/-	PIM	PP	SH	GW	S	S%	GP	G	A	PTS	PIM
2009-10	VIK Vasteras	Sweden Jr.	6	n/a	0	1	1	n/a	2	n/a	n/a	n/a	n/a	n/a	2	0	1	1	0
2010-11	VIK Vasteras HK	Sweden 2	14	n/a	1	3	4	0	2	0	0	0	9	11.1
	VIK Vasteras HK	Sweden Jr.	38	n/a	20	34	54	n/a	45	n/a	n/a	n/a	n/a	n/a
2011-12	VIK Vasteras HK	Sweden-2	52	n/a	13	34	47	25	6	7	0	0	129	10.1	5	2	2	4	2
2012-13	HV 71	SHL	50	n/a	4	24	28	17	12	0	0	2	102	3.9	5	0	2	2	0
2013-14	HV 71	SHL	55	n/a	15	22	37	0	14	6	0	3	132	11.4	8	3	4	7	8
	Norfolk	AHL	9	n/a	2	7	9	5	6	0	0	0	18	11.1	8	1	2	3	2
2014-15	Anaheim	NHL	18	12:08	2	1	3	1	2	0	0	1	24	8.3
	Norfolk	AHL	37	n/a	8	16	24	-5	2	3	0	1	86	9.3
	Columbus	NHL	3	12:46	1	1	2	2	0	0	0	0	5	20.0
	Springfield	AHL	15	n/a	0	0	0	-11	0	0	0	0	23	0.0
2015-16	Columbus	NHL	81	14:28	9	11	20	-9	6	0	0	1	108	8.3
CBJ Totals			84	14:25	10	12	22	-7	6	0	0	1	113	8.8
NHL Totals			102	14:05	12	13	25	-6	8	0	0	2	137	8.8
AHL Totals			61	...	10	23	33	-11	8	3	0	1	127	7.9	8	1	2	3	2
SHL Totals			105	...	19	46	65	17	26	6	0	5	234	8.1	13	3	6	9	8
Sweden 2 Totals			60	...	13	36	49	25	8	6	0	0	7	2	3	5	2



CURTIS McELHINNEY

KUHR-tihz MAK-ihl-ehn-ee

30

POSITION

GOALTENDER

CATCHES

LEFT

HEIGHT

6-3

WEIGHT

200

DOB

05/23/83

BIRTHPLACE

LONDON, ONTARIO

VS. THE NHL

TEAM	GP	W-L-OT	GA	SO	GAA	SV%
ANA	3	0-3-0	0	10	3.41	.881
ARI	4	2-0-0	1	7	2.68	.909
BOS	4	2-2-0	0	9	2.27	.930
BUF	4	0-2-0	0	8	3.38	.890
CGY	1	1-0-0	0	4	3.75	.840
CAR	6	1-3-1	0	18	3.35	.885
CHI	5	0-1-0	0	6	2.65	.898
COL	6	3-3-0	1	19	3.57	.879
CBJ	5	1-2-0	0	13	3.16	.882
DAL	5	3-1-0	0	11	2.54	.927
DET	5	1-2-2	0	13	2.95	.914
EDM	8	5-0-0	0	15	2.46	.924
FLA	2	0-2-0	0	6	3.05	.905
LAK	7	1-2-2	0	14	2.90	.907
MIN	5	2-1-1	1	9	2.21	.913
MTL	3	0-2-1	0	8	2.64	.910
NSH	3	0-1-0	0	3	1.98	.949
NJD	5	3-1-0	0	7	1.62	.934
NYI	6	3-2-1	1	14	2.81	.908
NYR	3	1-0-1	0	5	2.86	.917
OTT	6	1-4-0	0	16	2.96	.903
PHI	7	5-2-0	0	24	3.42	.904
PIT	7	1-5-0	0	18	2.78	.911
SJS	5	0-2-0	0	12	3.77	.879
STL	7	1-5-0	0	24	4.21	.879
TBL	9	2-5-0	0	18	2.78	.913
TOR	2	0-2-0	0	5	3.95	.853
VAN	6	2-0-1	0	12	2.47	.925
WSH	4	1-2-0	0	18	4.54	.847
WPG	4	1-1-0	0	9	2.87	.908
TOTALS	147	43-58-10	4	355	2.99	.904

GETTING STARTED

McElhinney began playing hockey at the age of four and grew up idolizing 19-year NHL goaltender Curtis Joseph.

2015-16 SEASON

GP	W	L	OT	SA	GA	GAA	SV	SV%	SO	G	A	PIM	MIN
18	2	7	3	417	46	3.31	371	.890	0	0	1	0	835:26

- Stopped 27-of-32 shots and added an assist in first win of campaign on Dec. 17 at Arizona
- Turned aside 26 shots in first start of season on Oct. 17 at Chicago (4-1 L)
- Missed 17 games with an ankle injury from Jan. 5-Feb. 13 and the last 12 contests of the season with a knee injury

• **Games lost to injury:** 29... **Most Saves:** 40 – Dec. 29 vs. Dallas... **Most Shots Faced:** 43 – Dec. 29 vs. Dallas

CAREER HIGHLIGHTS

- Recorded NHL career highs in victories (12), games played (32) and minutes (1,710) for the second-straight season in 2014-15
- Made a career-high 48 saves on career-high 52 shots faced on Apr. 11, 2015 at NY Islanders (5-4 SOW)
- Played in his 100th career NHL game on Oct. 31, 2014 vs. Toronto
- Set NHL career high in wins (10), games (28, tied), minutes (1,423), saves (572) and shutouts (2, tied) in 2013-14
- Won his Blue Jackets debut, making 37 saves in a 3-1 home victory on Oct. 20, 2013 vs. Vancouver (Named First Star)
- Named a Second Team AHL All-Star after leading Springfield to a division title in 2012-13
- Set record for highest save percentage in one season by a Falcons goaltender with a mark of .923 in 2012-13
- Set Springfield record for most shutouts in a season with nine in 2012-13
- Recipient of Springfield's Ross Lowe Memorial Award as the team's Most Valuable Player in 2012-13
- Represented Falcons at the 2013 AHL All-Star Classic
- Named CCM/AHL Goaltender of the Month for October 2012 after recording five wins and two shutouts, while ranking fourth in the league with a .949 SV% and fifth with a 1.51 GAA
- Won his only NHL start of 2011-12, stopping 28-of-30 shots for the Coyotes on Dec. 31, 2011 at Minnesota
- Recorded the first shutout of his NHL career with 27 saves for Anaheim on Nov. 10, 2010 vs. NY Islanders
- Notched the first win of his NHL career with 35 saves (26 shots) for Calgary on Apr. 11, 2009 vs. Edmonton
- Made his NHL debut Oct. 22, 2007 vs. San Jose and made his first NHL start on Nov. 25, 2007 at St. Louis
- Was named to the AHL Canadian All-Star team and named AHL Goaltender of the Month for April in 2006-07

AMATEUR CAREER

- Spent four seasons (2001-05) at Colorado College (WCHA)
- Named to the 2003 NCAA Second All-American team and 2005 NCAA First All-American team
- Earned 2003 and 2005 WCHA First All-Star team honors
- Led Colorado College to the 2005 Frozen Four
- Is the Tigers career leader in goals-against average (2.32) and ranks second in save percentage (.912) among goalies that played three or more seasons and third in shutouts (9)

PERSONAL

- Nickname is "Mac"
- Enjoys fly fishing in his free time and would be a professional fishing guide if he wasn't a hockey player
- Favorite NHL city is Chicago and favorite vacation spot is anywhere in the mountains
- His first job was working at Tim Hortons
- Most memorable hockey moment was playing in his first NHL game on Oct. 22, 2007 vs. San Jose

CAREER TRANSACTIONS

- Signed a two-year contract extension with the Blue Jackets on June 24, 2015
- Signed a one-year contract extension with Columbus on June 23, 2014
- Signed a one-year contract extension with Columbus on May 24, 2013
- Signed a one-year, two-way (NHL-AHL) contract with Columbus on July 1, 2012
- Acquired by Columbus with a second round pick (later traded to Philadelphia) in the 2012 NHL Draft and a fifth round pick in the 2013 NHL Draft from Phoenix in exchange for Antoine Vermette on Feb. 22, 2012
- Signed a one-year contract with Phoenix on July 4, 2011
- Claimed on waivers by Ottawa from Tampa Bay on Feb. 28, 2011
- Acquired by Tampa Bay from Anaheim in exchange for Dan Ellis on Feb. 24, 2011
- Acquired by Anaheim from Calgary in exchange for Vesa Toskala on Mar. 3, 2010
- Signed to a two-year entry level contract by the Flames on Aug. 15, 2005
- Calgary's sixth round pick, 176th overall, in the 2002 NHL Draft

SINGLE SEASON HIGHS

GP:	32, 2014-15
Wins:	12, 2014-15
Minutes:	1,710, 2014-15
Saves:	867, 2014-15
Save Percentage:	.944, 2011-12
Goals-Against Average:	1.67, 2011-12
Shutouts:	2 (2x), 2013-14
Assists:	1 (3x), 2015-16
Penalty Minutes:	2, 2008-09

PENALTY SHOTS - 5

DATE	OPPONENT	SKATER (RESULT)
11/4/09	at DAL	Morrow (No Goal)
2/11/11	at CGY	Jokinen (No Goal)
12/31/11	at MIN	Cullen (Goal)
10/18/14	at OTT	Hoffman (No Goal)
11/19/15	at OTT	Hoffman (No Goal)

SHOOTOUTS

	SV	S	SV%	REC
2015-16	1	3	.333	0-1
CAREER	17	30	.567	5-5

GAME HIGHS

Saves:	48, 4/11/15 at NYI
Shots:	52, 4/11/15 at NYI
EV Saves:	42, 4/11/15 at NYI
PP Saves:	17, 10/30/10 at ANA
Assists:	1 (3x), 12/17/15 at ARI
PIM:	2, 12/10/08 at DET
Win Streak:	4, 3/19-3/31/10
Point Streak:	6, 3/19-4/3/10 (5-0-1)
GP Streak:	6 (2x), 11/30-12/12/13 (5 GS)
GS Streak:	6, 3/26-4/6/10

NHL FIRSTS

Game:	10/22/07 vs. SJS
Win:	4/11/09 vs. EDM
Shutout:	11/10/10 vs. NYI

CBJ FIRSTS

Game:	10/20/13 vs. VAN
Win:	10/20/13 vs. VAN
Shutout:	12/6/13 vs. MIN




CAREER RECORD

REGULAR SEASON

PLAYOFFS

YEAR	TEAM	LEAGUE	GP	W	L	OT	SO	GA	SA	SV%	GAA	MIN	GP	W-L	SO	GA	SV%	GAA	MIN
2001-02	Colorado College	WCHA	9	6	0	1	1	15	184	.918	2.04	441
2002-03	Colorado College	WCHA	37	25	6	5	4	85	907	.906	2.37	2,147
2003-04	Colorado College	WCHA	19	10	6	1	2	41	437	.906	2.42	1,015
2004-05	Colorado College	WCHA	26	21	4	1	2	58	740	.922	2.24	1,550
2005-06	Omaha	AHL	33	9	14	2	3	68	773	.912	2.52	1,621
2006-07	Omaha	AHL	57	35	17	1	7	113	1,368	.917	2.13	3,181	5	2-3	0	11	.904	2.12	311
2007-08	Calgary	NHL	5	0	2	0	0	5	51	.902	2.00	150
	Quad City	AHL	41	20	18	2	3	88	987	.911	2.28	2,320
2008-09	Calgary	NHL	14	1	6	1	0	31	280	.889	3.59	518	1	0-0	0	1	.900	1.76	34
2009-10	Calgary	NHL	10	3	4	0	0	27	235	.885	3.23	502
	Anaheim	NHL	10	5	1	2	0	24	288	.917	2.76	521
2010-11	Anaheim	NHL	21	6	9	1	2	57	516	.890	3.43	996
	Ottawa	NHL	7	3	4	0	0	17	205	.917	2.56	399
2011-12	Phoenix	NHL	2	1	0	0	0	2	36	.944	1.67	72
	Portland	AHL	25	10	13	0	0	70	755	.907	3.04	1,379
2012-13	Springfield	AHL	49	29	16	3	9	113	1,462	.923	2.32	2,926	8	3-5	0	25	.895	3.10	483
2013-14	Columbus	NHL	28	10	11	1	2	64	703	.909	2.70	1,423
2014-15	Columbus	NHL	32	12	14	2	0	82	949	.914	2.88	1,710
2015-16	Columbus	NHL	18	2	7	3	0	46	417	.890	3.31	835
CBJ Totals			78	24	32	6	2	192	2,069	.907	2.90	3,969
NHL Totals			147	43	58	10	4	355	3,680	.904	2.99	7,127	1	0-0	0	1	.900	1.76	34
AHL Totals			205	103	78	8	22	452	5,345	.915	2.37	11,427	13	5-8	0	36	.898	2.72	794
NCAA Totals			91	62	16	8	9	199	2,268	.912	2.32	5,153



RYAN MURRAY

RIGH-unn MUHR-ee

27

POSITION

DEFENSE

SHOOTS

LEFT

HEIGHT

6-1

WEIGHT

211

DOB

09/27/93

BIRTHPLACE

REGINA, SASKATCHEWAN

VS. THE NHL

TEAM	GP	G	A	PTS	PIM
ANA	4	0	0	0	0
ARI	5	0	1	1	6
BOS	6	0	2	2	4
BUF	7	0	3	3	2
CGY	4	0	1	1	0
CAR	8	0	1	1	4
CHI	3	0	1	1	0
COL	3	1	2	3	2
CBJ	0	0	0	0	0
DAL	3	0	0	0	0
DET	4	0	0	0	0
EDM	6	0	2	2	2
FLA	5	0	1	1	4
LAK	5	0	2	2	2
MIN	3	0	1	1	0
MTL	5	0	0	0	10
NSH	3	0	1	1	0
NJD	10	0	2	2	2
NYI	8	1	0	1	0
NYR	7	1	1	2	0
OTT	7	0	1	1	2
PHI	7	1	3	4	2
PIT	8	0	2	2	4
SJS	3	1	1	2	0
STL	5	0	2	2	4
TBL	7	0	2	2	0
TOR	8	3	2	5	2
VAN	4	0	1	1	2
WSH	8	1	2	3	4
WPG	4	0	3	3	0
TOTALS:	160	9	40	49	58

GETTING STARTED

Murray began playing hockey at the age of two and his favorite player growing up was Hall of Fame defenseman Scott Niedermayer.

2015-16 SEASON

GP	G	A	PTS	+/-	PIM	PP	SH	GW	SHOTS	SPCT.	TOI	HITS	GVA	TKA	BKSHOTS
82	4	21	25	-10	40	1	0	0	90	4.4	22:50	51	39	17	171

- Set career highs in assists, points, penalty minutes, shots, hits, blocked shots and multi-point efforts (three) and tied career high in goals, finishing second-T among club defensemen in goals, assists and points
- Led Columbus and was 14th in the NHL in blocked shots, recording a blocked shot in 48-straight games from Dec. 17-Apr. 8, the longest streak in the NHL since the Coyotes' Zbynek Michalek finished the 2008-09 season with a 77-game blocked shot streak
- Was one of three Blue Jackets to play in all 82 games (Gregory Campbell, Boone Jenner)
- Tallied his first career multi-assist game with two assists on Feb. 22 at Boston
- Played in his 100th career NHL game on Nov. 22 vs. San Jose
- Posted 2-7-9 in 14 games from Oct. 22-Nov. 20
- **Games lost to injury:** 0... **Multi-point (goal) games:** 3 (0)... **Most Points:** 2 (3x) – Feb. 22 at Boston, most recent... **Most Goals:** 1 (4x) – Jan. 19 vs. Washington, most recent... **Most Assists:** 2 – Feb. 22 at Boston... **Most PIM:** 4 (2x) – Jan. 26 at Montreal, most recent... **Most Shots:** 5 – Mar. 13 vs. Tampa Bay... **TOI:** 31:49 – Dec. 19 vs. Philadelphia

CAREER HIGHLIGHTS

- Missed 68 games with knee and ankle injuries in 2014-15
- Finished second on the Jackets in blocked shots (97) and fourth in TOI/game (19:52) in rookie pro/NHL season in 2013-14
- Among first-year blueliners, finished fourth in TOI/game, eighth in blocked shots, third-T in PPG (3), fifth-T in PP points (7) and 10th-T in points (21) in 2013-14
- Scored first career NHL goal on Oct. 25, 2013 vs. Toronto (Jonathan Bernier)
- Recorded first career NHL point/assist and recorded a +3 rating on Oct. 10, 2013 at Buffalo
- Made his NHL debut on Oct. 4, 2013 vs. Calgary, recording one shot on goal and 14:19 TOI

AMATEUR CAREER

- Skated in 191 career WHL games with Everett Silvertips, recording 22-99-121 and a +51 rating from 2009-12
- Appeared in 23 games with the Silvertips in 2012-13 prior to suffering a season-ending shoulder injury on Nov. 16, 2012 at Victoria
- Led all Everett defensemen in goals, assists and points in 2011-12 with 9-22-31 in 46 games
- Set WHL career highs in games (70), assists (40) and points (46, 17th among league D) in 2010-11
- Named Everett's Rookie of the Year with 5-22-27 in 52 games in 2009-10

INTERNATIONAL CAREER

- Appeared in three games for Team North America at the World Cup of Hockey 2016
- Helped Canada win gold at the 2016 IIHF World Championships with 0-5-5 and was +6 in 10 contests
- Tallied 0-3-3 and was +6 in six games at 2012 IIHF World Junior Championships, helping Canada win a bronze medal
- Was the second-youngest player to ever represent Hockey Canada at the IIHF World Championships (Paul Kariya in 1993), in 2012, skating in six games
- Named captain of Team Canada at the 2011 IIHF World Under-18 Junior Championships, ranking second on the team in points (10) in seven games and was selected First Team All-Star
- Had two assists in five games for Team Canada at 2010 Ivan Hlinka Memorial Tournament

PERSONAL

- Nickname is "Mur"
- Enjoys listening to classic rock and started playing the guitar four years ago
- Would like Michael J. Fox (from 1985) to play him in a movie about his life
- Favorite activity away from the rink is golfing and his favorite athlete is Jordan Spieth

CAREER TRANSACTIONS

- Signed a two-year contract extension with the Blue Jackets on Feb. 11, 2016
- Signed a three-year, entry level contract with Columbus on July 24, 2012
- Columbus' first round pick, second overall, in the 2012 NHL Draft

SINGLE SEASON HIGHS

GP:	82, 2015-16
Goals:	4 (2x), 2015-16
Assists:	21, 2015-16
Points:	25, 2015-16
+/-:	4, 2013-14
PIM:	40, 2015-16
PPG:	3, 2013-14
SHG:	0
GWG:	0
Shots:	90, 2015-16
Shot %:	12.5, 2014-15
TOI:	22:50, 2015-16
Hits:	51, 2015-16
Blocked Shots:	171, 2015-16
Multi-point Games:	3, 2015-16
Multi-goal Games:	0
Multi-assist Games:	1, 2015-16

PENALTY SHOTS - 0

DATE	OPPONENT	GOALIE (RESULT)
------	----------	-----------------

HAT TRICKS - 0

DATE	OPPONENT	GOALIE (RESULT)
------	----------	-----------------

SHOOTOUTS

	G	S	S%	GDG
2015-16	0	0	0.0	0
CAREER	0	0	0.0	0

GAME HIGHS

Goals:	1 (9x), 1/19/16 vs. WSH
Assists:	2, 2/22/16 at BOS
Points:	2 (4x), 2/22/16 at BOS
PIM:	4 (2x), 1/26/16 at MTL
+/-:	4, 11/20/15 vs. NSH
Shots:	5 (2x), 3/13/16 vs. TBL
TOI:	31:49, 12/19/15 vs. PHI
Hits:	4, 3/26/16 at NSH
Blocked Shots:	8, 2/5/16 at CGY
Goal Streak:	1 (9x), 1/19/16 (1-0-1)
Assist Streak:	4, 1/10-1/17/14 (0-4-4)
Point Streak:	4, 1/10-1/17/14 (0-4-4)
GP Streak:	82, 10/9/15-4/9/16

CAREER STATS

Multi-goal Games:	0
Multi-assist Games:	1x, 2/22/16 at BOS (0-2-2)
Multi-point Games:	4x, 2/22/16 at BOS (0-2-2)
Three-point Games:	0
Four points-plus Games:	0
Overtime Goals:	0

NHL/CBJ FIRSTS

Game:	10/4/13 vs. CGY
Goal:	10/25/13 vs. TOR
Assist:	10/10/13 at BUF



CAREER RECORD

YEAR	TEAM	LEAGUE	REGULAR SEASON											PLAYOFFS						
			GP	TOI	G	A	PTS	+/-	PIM	PP	SH	GW	S	S%	GP	G	A	PTS	PIM	
2008-09	Everett	WHL	5	0	1	1	2
2009-10	Everett	WHL	52	n/a	5	22	27	33	31	3	0	0	n/a	n/a	7	2	5	7	2	
2010-11	Everett	WHL	70	n/a	6	40	46	18	45	3	0	1	n/a	n/a	4	1	2	3	4	
2011-12	Everett	WHL	46	n/a	9	22	31	0	31	2	1	0	n/a	n/a	4	3	2	5	0	
2012-13	Everett	WHL	23	n/a	2	15	17	0	14	2	0	0	n/a	n/a	
2013-14	Columbus	NHL	66	19:52	4	17	21	4	10	3	0	0	62	6.5	5	0	1	1	0	
2014-15	Columbus	NHL	12	18:54	1	2	3	1	8	1	0	0	8	12.5	
2015-16	Columbus	NHL	82	22:50	4	21	25	-10	40	1	0	0	90	4.4	
CBJ/NHL Totals			160	21:40	9	40	49	-5	58	5	0	0	160	5.6	5	0	1	1	0	
WHL Totals			191	...	22	99	121	51	121	10	1	1	20	6	10	16	8	



DALTON PROUT

DAHL-tuhn PROWT

47

2015-16 SEASON

GP	G	A	PTS	+/-	PIM	PP	SH	GW	SHOTS	SPCT.	TOI	HITS	GVA	TKA	BKSHOTS
64	3	6	9	-6	102	0	0	0	69	4.3	16:10	139	25	7	70

- Set career highs in goals, points, penalty minutes and shots, finishing second on the team in penalty minutes and fourth in hits
- Played in his 200th career NHL game on Mar. 22 vs. Philadelphia
- Tied career high with third two-game assist streak from Mar. 19-20 (0-2-2)
- Collected first point of season with an assist on Oct. 14 vs. Ottawa
- **Games lost to injury:** 0... **Multi-point (goal) games:** 0 (0)... **Most Points:** 1 (9x) – Apr. 8 at Buffalo, most recent... **Most Goals:** 1 (3x) – Apr. 8 at Buffalo, most recent... **Most Assists:** 1 (6x) – Mar. 24 vs. Carolina, most recent... **Most PIM:** 12 (2x) – Mar. 13 vs. Tampa Bay, most recent... **Most Shots:** 6 – Feb. 2 at Edmonton... **TOI:** 23:22 – Apr. 9 vs. Chicago

CAREER HIGHLIGHTS

- Ranked third on the club in hits (166) and penalty minutes (85), fourth in blocked shots (84) and second in fighting majors (7) in 2014-15
- Dished out a career-high nine hits on Mar. 27, 2015 at Chicago
- Collected his first career multi-point game with two assists on Dec. 4, 2014 at Florida
- Played in his 100th career NHL game on Nov. 25, 2014 vs. Winnipeg
- Finished seventh on the club in blocked shots (65) and third-T in fighting majors (5) in 2013-14
- Registered a career-best three-game point streak from Mar. 3-6, 2014 (1-2-3)
- Led Columbus in plus/minus rating (+15) and ranked second among rookie NHL defensemen in the category in 2012-13
- Scored his first career NHL goal on Apr. 18, 2013 at Los Angeles (Jonathan Quick)
- Tied then club record by recording a +4 rating on Mar. 29, 2013 at Calgary
- Played his first professional season in 2011-12 and made his NHL debut on Mar. 30, 2012 vs. Florida
- Made his professional debut on Oct. 7, 2011 at Manchester and notched his first professional point with a goal on Oct. 16, 2011 vs. Manchester

AMATEUR CAREER

- Played five seasons in the OHL recording 17-49-66 in 286 career games with Sarnia, Barrie and Saginaw from 2006-11
- Set career highs in goals, assists and points with 9-22-31 in 52 games in 2010-11
- Ranked second-T among Barrie defensemen in goals (7) and was third overall in penalty minutes (121) in 2009-10
- Helped the Colts reach the J. Ross Robertson Cup Finals in 2010

PERSONAL

- Nickname is "Prouter" ... Twitter handle is @prouter5
- His first job was working in a lumber yard
- Would have Clint Eastwood play him in a movie about his life
- Traveling through Europe and owning a cottage and a Harley are on his Bucket List
- Favorite TV show to binge watch is ESPN's 30 for 30 series

CAREER TRANSACTIONS

- Signed a two-year contract extension with the Jackets on Mar. 25, 2016
- Signed a two-year contract extension with Columbus on June 28, 2014
- Signed a three-year, entry level contract with the Blue Jackets on July 1, 2011
- Columbus' sixth round pick, 154th overall, in the 2010 NHL Draft

POSITION

DEFENSE

SHOTS

RIGHT

HEIGHT

6-3

WEIGHT

229

DOB

03/13/90

BIRTHPLACE

KINGSVILLE, ONTARIO

VS. THE NHL

TEAM	GP	G	A	PTS	PIM
ANA	5	0	2	2	12
ARI	5	0	0	0	6
BOS	8	2	0	2	14
BUF	7	1	1	2	11
CGY	7	0	0	0	5
CAR	8	0	2	2	8
CHI	8	0	1	1	6
COL	7	0	0	0	9
CBJ	0	0	0	0	0
DAL	5	0	2	2	17
DET	9	0	0	0	4
EDM	7	0	1	1	4
FLA	8	0	2	2	12
LAK	4	1	1	2	2
MIN	8	1	1	2	6
MTL	3	0	0	0	0
NSH	9	0	2	2	2
NJD	11	0	2	2	14
NYI	11	0	2	2	14
NYR	9	0	1	1	6
OTT	6	0	1	1	10
PHI	8	0	0	0	8
PIT	10	0	0	0	18
SJS	5	0	0	0	9
STL	5	0	0	0	7
TBL	5	0	1	1	22
TOR	7	1	0	1	7
VAN	7	0	1	1	2
WSH	11	0	1	1	12
WPG	6	0	0	0	2
TOTALS:	209	6	24	30	249

GETTING STARTED

Prout began playing hockey at the age of seven and idolized Hall of Fame center Joe Sakic growing up.

SINGLE SEASON HIGHS

GP:	64, 2015-16
Goals:	3, 2015-16
Assists:	8, 2014-15
Points:	9, 2015-16
+/-:	15, 2012-13
PIM:	102, 2015-16
PPG:	0
SHG:	0
GWG:	0
Shots:	69, 2015-16
Shot %:	6.3, 2012-13
TOI:	18:31, 2012-13
Hits:	166, 2014-15
Blocked Shots:	84, 2014-15
Multi-point Games:	1, 2014-15
Multi-goal Games:	0
Multi-assist Games:	1, 2014-15

PENALTY SHOTS - 0

DATE OPPONENT GOALIE (RESULT)

HAT TRICKS - 0

DATE OPPONENT GOALIE (RESULT)

SHOOTOUTS

	G	S	S%	GDG
2015-16	0	0	0.0	0
CAREER	0	0	0.0	0

GAME HIGHS

Goals:	1 (6x), 4/8/16 at BUF
Assists:	2, 12/4/14 at FLA
Points:	2, 12/4/14 at FLA
PIM:	14, 12/13/14 vs. PIT
+/-:	4, 3/29/13 at CGY
Shots:	6, 2/2/16 at EDM
TOI:	25:04, 3/15/14 at MIN
Hits:	9, 3/27/15 at CHI
Blocked Shots:	7, 10/27/13 vs. ANA
Goal Streak:	1 (6x), 4/8/16 (1-0-1)
Assist Streak:	2 (3x), 3/19-3/20/16 (0-2-2)
Point Streak:	3, 3/3-3/6/14 (1-2-3)
GP Streak:	34, 2/28/15-10/31/15

CAREER STATS

Multi-goal Games:	0
Multi-assist Games:	1x, 12/4/14 at FLA (0-2-2)
Multi-point Games:	1x, 12/4/14 at FLA (0-2-2)
Three-point Games:	0
Four points-plus Games:	0
Overtime Goals:	0

NHL/CBJ FIRSTS

Game:	3/30/12 vs. FLA
Goal:	4/18/13 at LAK
Assist:	3/19/13 vs. NSH



CAREER RECORD

REGULAR SEASON


PLAYOFFS

YEAR	TEAM	LEAGUE	GP	TOI	G	A	PTS	+/-	PIM	PP	SH	GW	S	S%	GP	G	A	PTS	PIM
2006-07	Sarnia	OHL	49	n/a	1	2	3	6	36	0	0	0	n/a	n/a	4	0	0	0	0
2007-08	Sarnia	OHL	32	n/a	0	2	2	-4	43	0	0	0	n/a	n/a
	Barrie	OHL	25	n/a	0	3	3	2	39	0	0	0	n/a	n/a	8	0	2	2	16
2008-09	Barrie	OHL	65	n/a	0	6	6	-11	98	0	0	0	n/a	n/a	5	0	1	1	10
2009-10	Barrie	OHL	63	n/a	7	14	21	26	121	0	0	4	n/a	n/a	17	1	6	7	20
2010-11	Barrie	OHL	23	n/a	7	14	21	-8	55	4	0	1	n/a	n/a
	Saginaw	OHL	29	n/a	2	8	10	5	44	0	0	0	n/a	n/a	12	2	0	2	27
2011-12	Columbus	NHL	5	11:47	0	0	0	1	0	0	0	0	2	0.0
	Springfield	AHL	62	n/a	4	9	13	-1	54	1	0	1	94	4.3
2012-13	Columbus	NHL	28	18:31	1	6	7	15	25	0	0	0	16	6.3
	Springfield	AHL	40	n/a	1	8	9	4	73	0	0	0	42	2.4	6	0	1	1	14
2013-14	Columbus	NHL	49	17:12	2	4	6	-7	37	0	0	0	56	3.6	2	0	0	0	2
	Springfield	AHL	15	n/a	0	3	3	-2	11	0	0	0	15	0.0
2014-15	Columbus	NHL	63	18:24	0	8	8	-14	85	0	0	0	64	0.0
2015-16	Columbus	NHL	64	16:10	3	6	9	-6	102	0	0	0	69	4.3
CBJ/NHL Totals			209	17:18	6	24	30	-11	249	0	0	0	207	2.9	2	0	0	0	2
AHL Totals			117	...	5	20	25	1	138	1	0	1	151	3.3	6	0	1	1	14
OHL Totals			286	...	17	49	66	16	436	4	0	5	46	3	9	12	73

BRANDON SAAD

BRAN-duhn SAHD

20



POSITION

LEFT WING

SHOOTS

LEFT

HEIGHT

6-1

WEIGHT

206

DOB

10/27/92

BIRTHPLACE

PITTSBURGH, PENNSYLVANIA

VS. THE NHL

TEAM	GP	G	A	PTS	PIM
ANA	11	2	2	4	0
ARI	11	3	2	5	8
BOS	7	1	0	1	2
BUF	7	2	6	8	6
CGY	11	1	4	5	2
CAR	7	4	3	7	0
CHI	2	1	1	2	2
COL	15	4	6	10	0
CBJ	8	1	2	3	0
DAL	17	7	3	10	6
DET	10	3	2	5	4
EDM	11	3	9	12	8
FLA	7	4	3	7	0
LAK	10	2	3	5	0
MIN	15	3	5	8	2
MTL	7	4	1	5	0
NSH	16	4	8	12	2
NJD	9	2	3	5	2
NYI	9	2	1	3	0
NYR	8	1	0	1	2
OTT	7	2	0	2	4
PHI	6	2	4	6	2
PIT	7	1	6	7	0
SJS	11	5	6	11	0
STL	14	4	4	8	0
TBL	7	1	2	3	0
TOR	7	2	4	6	0
VAN	11	3	2	5	2
WSH	7	5	2	7	2
WPG	11	4	2	6	2
TOTALS:	286	83	96	179	58

GETTING STARTED

Saad began playing hockey at the age of two and a half and his hockey idol growing up was 10-time All-Star Jaromir Jagr.

2015-16 SEASON

GP	G	A	PTS	+/-	PIM	PP	SH	GW	SHOTS	SPCT.	TOI	HITS	GVA	TKA	BKSHOTS
78	31	22	53	1	14	6	0	7	233	13.3	17:13	43	31	33	25

- Led the team in goals, points (tied), game-winning goals and shots, was second-T in multi-point contests (10) and third in power play goals, while setting career highs in goals, points, game-winning goals and shots for second consecutive season
 - Became the sixth player in franchise history to record 30 goals in a single season on Apr. 8 at Buffalo
 - His seven game-winning goals tied the club record (Cam Atkinson, 2014-15; Rick Nash, 2003-04 and 2010-11; Geoff Sanderson, 2000-01)
 - Posted 7-5-12 in final 10 games of season, including notching first career NHL hat trick on Apr. 2 at Carolina (Eddie Lack)
 - Registered an assist in his first career NHL All-Star Game held on Jan. 31 at Bridgestone Arena (Nashville)
 - Registered a career-high seven-game point streak from Dec. 17-Jan. 2 (6-5-11)
 - Collected his first assist with the club on Oct. 16 vs. Toronto
 - Tallied a goal in his Blue Jackets debut on Oct. 9 vs. NY Rangers (Henrik Lundqvist)
- **Games lost to injury:** 4... **Multi-point (goal) games:** 10 (4)... **Most Points:** 3 (2x) – Apr. 2 at Carolina, most recent... **Most Goals:** 3 – Apr. 2 at Carolina... **Most Assists:** 2 – Dec. 17 at Arizona... **Most PIM:** 4 – Nov. 19 at Ottawa... **Most Shots:** 7 (3x) – Mar. 24 vs. Carolina, most recent... **TOI:** 22:40 – Mar. 22 vs. Philadelphia

CAREER HIGHLIGHTS

- Set career highs in goals, assists, points and games played with 23-29-52 in 82 games in 2014-15 with Chicago, ranking third on the Hawks in goals, fourth in points and fifth in assists
- Helped Chicago capture the 2015 Stanley Cup after finishing third on the club in goals and posting 8-3-11 in 23 playoff games
- Tallied his 100th career point on his first of two goals on Jan. 9, 2015 at Edmonton
- Notched a career-high three assists on Oct. 11, 2014 vs. Buffalo
- Netted a playoff career-high two goals in Game 2 of Western Conference Semifinals on May 4, 2014 vs. Minnesota, including his first career postseason game-winner
- Recorded 6-10-16 in 19 playoff games, setting postseason career highs in assists and points in 2014
- Ranked sixth on Chicago in scoring after posting 19-28-47 and a career-high +20 in 78 regular season games in 2013-14
- Shared the lead among league rookies in points with 1-5-6 in 23 playoff games en route to the 2013 Stanley Cup championship
- Named a finalist for the 2013 Calder Memorial Trophy after recording 10-17-27 in 46 games
- Ranked fifth in points among NHL rookies and third in assists in 2012-13
- Posted his first multi-goal game on March 31, 2013 at Detroit (2-1-3)
- Netted his first career shorthanded and game-winning goal on Feb. 22, 2013 vs. San Jose
- Notched his first career NHL goal on Feb. 5, 2013 at San Jose (Antti Niemi)
- Posted 8-12-20 in 31 regular-season games with Rockford in his AHL debut in 2012-13
- Made his NHL debut on Oct. 7, 2011 at Dallas

AMATEUR CAREER

- Recorded career highs in goals, assists and points with 34-42-76 in 44 regular-season games with Saginaw (OHL) in 2011-12, ranking second on the club in goals and points (tied)
- Finished fifth on Saginaw (OHL) in scoring with 27-28-55 in 59 games in 2010-11, tying for second on the club in goals and power play goals (12) in his first OHL campaign
- Notched 29-29-58 in 63 contests with U.S. National Team Development Program U18 team in 2009-10
- Recorded 29-18-47 in 47 games with the North American Hockey League's Mahoning Valley Phantoms in 2008-09 and was named the NAHL's Rookie of the Year

INTERNATIONAL CAREER

- Appeared in three games for Team North America at the World Cup of Hockey 2016
- Posted 1-5-6 in six games with Team USA at the 2012 IIHF World Junior Championships
- Helped Team USA win a gold medal at the 2010 U18 IIHF World Junior Championships, tallying 3-3-6 in seven games

PERSONAL

- Nickname is "Saader" ... Twitter handle is @BSaad20
- Would be an engineer if he wasn't a hockey player
- Played the piano as a child but would most like to have the talent of a musician
- Would like Gerard Butler to play him in a movie about his life

CAREER TRANSACTIONS

- Signed a six-year contract with the Blue Jackets on July 3, 2015
- Acquired by Columbus with Michael Paliotta and Alex Broadhurst from Chicago in exchange for Artem Anisimov, Marko Dano, Corey Tropp, Jeremy Morin and a fourth round pick in the 2016 NHL Draft on June 30, 2015
- Signed a three-year entry level contract with the Blackhawks on Oct. 4, 2011
- Chicago's second, second round pick, 43rd overall, in the 2011 NHL Draft

SINGLE SEASON HIGHS

GP:	82, 2014-15
Goals:	31, 2015-16
Assists:	29, 2014-15
Points:	53, 2015-16
+/-:	20, 2013-14
PIM:	20, 2013-14
PPG:	6, 2015-16
SHG:	1, 2012-13
GWG:	7, 2015-16
Shots:	233, 2015-16
Shot %:	13.3, 2015-16
TOI:	17:15, 2014-15
Hits:	53, 2014-15
Blocked Shots:	29, 2014-15
Multi-point Games:	11 (2x), 2014-15
Multi-goal Games:	4, 2015-16
Multi-assist Games:	6, 2013-14

PENALTY SHOTS - 1

DATE	OPPONENT	GOALIE (RESULT)
3/21/15	at DAL	Lehtonen (No Goal)

HAT TRICKS - 1

DATE	OPPONENT	GOALIE (RESULT)
4/2/16	at CAR	Lack (3)

SHOOTOUTS

	G	S	S%	GDG
2015-16	0	1	0.0	0
CAREER	1	9	11.1	1

GAME HIGHS

Goals:	3, 4/2/16 at CAR
Assists:	3, 10/11/14 vs. BUF
Points:	3 (7x), 4/2/16 at CAR
PIM:	4 (3x), 11/19/15 at OTT
+/-:	4, 3/1/14 vs. PIT
Shots:	7 (7x), 3/24/16 vs. CAR
TOI:	22:40, 3/22/16 vs. PHI
Hits:	3 (8x), 1/13/16 at TOR
Blocked Shots:	3 (2x), 12/14/15 vs. TBL
Goal Streak:	3 (4x), 4/6-4/9/16 (3-2-5)
Assist Streak:	4 (2x), 3/16-3/25/13 (0-5-5)
Point Streak:	7, 12/17/15-1/2/16 (6-5-11)
GP Streak:	95, 4/9/14-10/27/16

CAREER STATS

Multi-goal Games:	9x, 4/2/16 at CAR (3-0-3)
Multi-assist Games:	13x, 12/17/15 at ARI (1-2-3)
Multi-point Games:	36x, 4/9/16 vs. CHI (1-1-2)
Three-point Games:	7x, 4/2/16 at CAR (3-0-3)
Four points-plus Games:	0
Overtime Goals:	1x, 2/6/15 at WPG (3:01)

NHL FIRSTS

Game:	10/7/11 at DAL
Goal:	2/5/13 at SJS
Assist:	2/28/13 at STL

CBJ FIRSTS

Game:	10/9/15 vs. NYR
Goal:	10/9/15 vs. NYR
Assist:	10/16/15 vs. TOR



CAREER RECORD

REGULAR SEASON

PLAYOFFS

YEAR	TEAM	LEAGUE	GP	TOI	G	A	PTS	+/-	PIM	PP	SH	GW	S	S%	GP	G	A	PTS	PIM	
2008-09	Mahoning Valley	NAHL	47	n/a	29	18	47	21	48	9	3	4	n/a	n/a	
	USNTDP	U-17	7	n/a	6	5	11	n/a	2	n/a	n/a	n/a	n/a	n/a	
2009-10	USNTDP	USHL	24	n/a	12	14	26	n/a	18	n/a	n/a	n/a	n/a	n/a	
	USNTDP	U-18	39	n/a	17	15	32	n/a	16	n/a	n/a	n/a	n/a	n/a	
2010-11	Saginaw	OHL	59	n/a	27	28	55	8	47	12	2	2	n/a	n/a	12	3	9	12	10	
2011-12	Chicago	NHL	2	14:01	0	0	0	0	0	0	0	0	3	0.0	2	0	1	1	0	
	Saginaw	OHL	44	n/a	34	42	76	35	38	9	6	2	n/a	n/a	12	8	9	17	4	
2012-13	Rockford	AHL	31	n/a	8	12	20	1	10	0	1	3	95	8.4	
	Chicago	NHL	46	16:27	10	17	27	17	12	0	1	2	98	10.2	23	1	5	6	4	
2013-14	Chicago	NHL	78	16:17	19	28	47	20	20	3	0	2	159	11.9	19	6	10	16	6	
2014-15	Chicago	NHL	82	17:15	23	29	52	7	12	2	0	6	203	11.3	23	8	3	11	6	
2015-16	Columbus	NHL	78	17:13	31	22	53	1	14	6	0	7	233	13.3	
CBJ Totals			78	17:13	31	22	53	1	14	6	0	7	233	13.3	
NHL Totals				286	16:50	83	96	179	45	58	11	17	696	11.9	67	15	19	34	16	
AHL Totals				31	...	8	12	20	1	10	0	1	3	95	8.4

DAVID SAVARD

DAY-vid suh-VAHRD

58



POSITION

DEFENSE

SHOOTS

RIGHT

HEIGHT

6-2

WEIGHT

227

DOB

10/22/90

BIRTHPLACE

ST. HYACINTHE, QUEBEC

VS. THE NHL

TEAM	GP	G	A	PTS	PIM
ANA	6	0	3	3	6
ARI	6	0	2	2	0
BOS	7	0	0	0	2
BUF	8	1	3	4	4
CGY	4	0	2	2	0
CAR	13	0	5	5	8
CHI	9	0	3	3	8
COL	7	1	2	3	2
CBJ	0	0	0	0	0
DAL	8	0	3	3	6
DET	12	1	2	3	0
EDM	6	3	0	3	2
FLA	8	1	1	2	0
LAK	10	1	3	4	8
MIN	8	2	1	3	12
MTL	7	0	4	4	4
NSH	8	0	0	0	4
NJD	13	0	3	3	19
NYI	11	1	5	6	10
NYR	13	2	3	5	6
OTT	8	2	1	3	23
PHI	12	1	2	3	8
PIT	11	0	3	3	8
SJS	10	2	2	4	4
STL	8	0	2	2	4
TBL	7	2	1	3	4
TOR	9	0	1	1	4
VAN	6	0	3	3	2
WSH	11	2	1	3	2
WPG	6	0	3	3	0
TOTALS:	252	22	64	86	160

GETTING STARTED

Savard started playing hockey at the age of five and grew up idolizing Hall of Fame netminder Patrick Roy.

2015-16 SEASON

GP	G	A	PTS	+/-	PIM	PP	SH	GW	SHOTS	SPCT.	TOI	HITS	GVA	TKA	BKSHOTS
65	4	21	25	-7	45	1	0	0	122	3.3	23:10	122	14	14	111

- Posted career highs in TOI/game and shots and finished second on the team in TOI/game, third in blocked shots and second-T among club defensemen in goals, assists and points
- Recorded three-game assist streaks from Nov. 5-10 (0-3-3) and Mar. 31-Apr. 4 (0-4-4)
- Tallied his first career multi-goal game (2-0-2) on Mar. 4 vs. Edmonton
- Logged career-high 30:48 of ice time on Nov. 20 vs. Nashville
- Skated in his 200th career NHL game on Nov. 3 at San Jose
- **Games lost to injury:** 17... **Multi-point (goal) games:** 3 (1)... **Most Points:** 2 (3x) – Apr. 2 at Carolina, most recent... **Most Goals:** 2 – Mar. 4 vs. Edmonton... **Most Assists:** 2 (2x) – Apr. 2 at Carolina, most recent... **Most PIM:** 15 – Nov. 19 at Ottawa... **Most Shots:** 5 (7x) – Apr. 8 at Buffalo, most recent... **TOI:** 30:48 – Nov. 20 vs. Nashville

CAREER HIGHLIGHTS

- Registered career highs in goals, assists, points and penalty minutes, while leading Columbus defensemen in goals and ranking second in points with 11-25-36 and 71 penalty minutes in 82 games in 2014-15
- His 11 goals in 2014-15 were tied for the second-most in club history, behind Bryan Berard (12 in 2005-06), and his 34 points were the fourth-most by a Blue Jackets defenseman
- Led Columbus in hits (195), finished second in TOI/game (22:56) and third in blocked shots (105) and was one of two players (Ryan Johansen) to play in all 82 games in 2014-15
- Registered a career-high four-game assist/point streak from Mar. 28-Apr. 4, 2015 (0-4-4)
- Finished fourth on Columbus in blocked shots (81) and second-T in goals (5) by a defenseman in first full NHL season in 2013-14
- Dished out four assists in six playoff games in 2014 NHL playoffs which was second-T on the Jackets and first-T among CBJ defensemen (Jack Johnson)
- Skated in 100th career NHL game on Apr. 4, 2014 vs. Chicago
- Scored the first overtime/game-winning goal of his NHL career on Dec. 12, 2013 at NY Rangers
- Led all Springfield (AHL) defensemen in postseason scoring (2-3-5) in the 2013 Calder Cup Playoffs
- Finished second among Falcons defensemen in regular season scoring in 2012-13 with 5-26-31 in 60 games
- Recorded eight-game point streak with the Falcons from Nov. 11-30, 2013 (2-8-10)
- Scored the first goal of his NHL career and added an assist for his first multi-point game on Feb. 7, 2012 vs. Minnesota (Niklas Backstrom)
- Made his NHL debut on Oct. 7, 2011 vs. Nashville and tallied the first point of his NHL career with an assist (Vinny Prospal goal) on Oct. 15, 2011 at Dallas
- Played in his first professional season with Springfield in 2010-11 and ranked 12th among AHL rookies in points (43)
- Was eighth-T among AHL defensemen in goals, while leading Falcons defensemen in goals, assists and points with 11-32-43 in 72 games

AMATEUR CAREER

- Played three seasons with Baie-Comeau and Moncton (QMJHL) from 2007-10
- Won the QMJHL's Emile-Bouchard Trophy for Best Defenseman and Kevin Lowe Trophy for Best Defensive Defenseman and named to the QMJHL First All-Star Team in 2009-10
- Became the first defenseman to lead the QMJHL in assists (64) in 2009-10
- Led league defensemen in assists (64) and points (77) and ranked third-T in game-winning goals (4) in 2009-10
- Helped Moncton win the QMJHL championship and advance to the Memorial Cup in 2009-10
- Led Moncton in plus/minus rating (+29) and was second among Wildcats defensemen in points (44) in 2008-09

INTERNATIONAL CAREER

- Helped Canada capture gold at the 2015 IIHF World Championships

PERSONAL

- Nickname is "Savy" ... Twitter handle is @dsavy58
- His most memorable hockey moment was winning the 2015 IIHF World Championships with Canada
- Favorite sport is tennis and favorite athlete is Roger Federer
- Favorite TV show to binge watch is *The Voice*
- His first job was working as a newspaper delivery boy

CAREER TRANSACTIONS

- Signed a five-year contract extension with the Blue Jackets on September 8, 2015
- Signed a two-year contract extension with Columbus on July 5, 2014
- Signed a one-year, two-way (NHL/AHL) contract extension with Columbus on July 15, 2013
- Signed a three-year, entry level contract with the Blue Jackets on June 2, 2010
- Columbus' fourth round pick, 94th overall, in the 2009 NHL Draft

SINGLE SEASON HIGHS

GP:	82, 2014-15
Goals:	11, 2014-15
Assists:	25, 2014-15
Points:	36, 2014-15
+/-:	2, 2013-14
PIM:	71, 2014-15
PPG:	3, 2014-15
SHG:	0
GWG:	3, 2014-15
Shots:	122, 2015-16
Shot %:	9.8, 2014-15
TOI:	23:10, 2015-16
Hits:	195, 2014-15
Blocked Shots:	111, 2015-16
Multi-point Games:	4, 2014-15
Multi-goal Games:	1, 2015-16
Multi-assist Games:	3, 2014-15

PENALTY SHOTS - 0

DATE OPPONENT GOALIE (RESULT)

HAT TRICKS - 0

DATE OPPONENT GOALIE (RESULT)

SHOOTOUTS

	G	S	S%	GDG
2015-16	0	0	0.0	0
CAREER	0	0	0.0	0

GAME HIGHS

Goals:	2, 3/4/16 vs. EDM
Assists:	2 (5x), 4/2/16 at CAR
Points:	2 (11x), 4/2/16 at CAR
PIM:	15, 11/19/15 at OTT
+/-:	3 (4x), 4/9/16 vs. CHI
Shots:	5 (8x), 4/8/16 at BUF
TOI:	30:48, 11/20/16 vs. NSH
Hits:	10, 1/9/15 at TOR
Blocked Shots:	5 (2x), 11/22/16 vs. SJS
Goal Streak:	1 (2x), 3/8/16 (0-1-1)
Assist Streak:	4, 3/28-4/4/15 (0-4-4)
Point Streak:	4, 3/28-4/4/15 (0-4-4)
GP Streak:	143, 2/1/14-12/15/15

CAREER STATS

Multi-goal Games:	1, 3/4/16 vs. EDM (2-0-2)
Multi-assist Games:	5x, 4/2/16 at CAR (0-2-2)
Multi-point Games:	11x, 4/2/16 at CAR (0-2-2)
Three-point Games:	0
Four points-plus Games:	0
Overtime Goals:	0

NHL/CBJ FIRSTS

Game:	10/7/11 vs. NSH
Goal:	2/7/12 vs. MIN
Assist:	10/15/11 at DAL




CAREER RECORD				REGULAR SEASON											PLAYOFFS				
YEAR	TEAM	LEAGUE	GP	TOI	G	A	PTS	+/-	PIM	PP	SH	GW	S	S%	GP	G	A	PTS	PIM
2007-08	Baie-Comeau	QMJHL	35	n/a	1	6	7	-2	22	1	0	0	n/a	n/a
	Moncton	QMJHL	32	n/a	0	5	5	-19	18	0	0	0	n/a	n/a
2008-09	Moncton	QMJHL	68	n/a	9	35	44	29	33	6	0	2	n/a	n/a	10	5	5	10	10
2009-10	Moncton	QMJHL	64	n/a	13	64	77	32	36	7	0	4	n/a	n/a	21	1	14	15	8
2010-11	Springfield	AHL	72	n/a	11	32	43	-6	18	2	0	1	95	11.6
2011-12	Columbus	NHL	31	16:34	2	8	10	0	16	1	0	0	34	5.9
	Springfield	AHL	44	n/a	4	18	22	6	72	2	0	1	59	6.8
2012-13	Columbus	NHL	4	13:12	0	0	0	-3	0	0	0	0	1	0.0
	Springfield	AHL	60	n/a	5	26	31	12	40	2	1	0	104	4.8	8	2	3	5	8
2013-14	Columbus	NHL	70	17:49	5	10	15	2	28	1	0	1	63	7.9	6	0	4	4	4
2014-15	Columbus	NHL	82	22:56	11	25	36	0	71	3	0	3	112	9.8
2015-16	Columbus	NHL	65	23:10	4	21	25	-7	45	1	0	0	122	3.3
CBJ/NHL Totals			252	20:39	22	64	86	-8	160	6	0	4	332	6.6	6	0	4	4	4
AHL Totals			176	...	20	76	96	12	130	6	1	2	258	7.8	8	2	3	5	8
QMJHL Totals			199	...	23	110	133	40	109	14	0	6	31	6	19	25	18

ALEXANDER WENNBERG

al-ehx-AN-duhr WEHN-buhrg

10



POSITION

CENTER

SHOOTS

LEFT

HEIGHT

6-2

WEIGHT

196

DOB

09/22/94

BIRTHPLACE

STOCKHOLM, SWEDEN

VS. THE NHL

TEAM	GP	G	A	PTS	PIM
ANA	3	0	1	1	0
ARI	3	1	2	3	2
BOS	6	1	2	3	0
BUF	5	0	2	2	2
CGY	3	0	0	0	0
CAR	8	1	2	3	4
CHI	2	1	2	3	2
COL	4	0	0	0	0
CBJ	0	0	0	0	0
DAL	4	0	2	2	0
DET	5	1	2	3	0
EDM	4	0	4	4	2
FLA	4	1	3	4	0
LAK	3	0	0	0	0
MIN	4	1	1	2	0
MTL	6	0	2	2	0
NSH	2	1	0	1	2
NJD	8	0	4	4	0
NYI	9	1	1	2	0
NYR	7	0	1	1	2
OTT	4	0	2	2	0
PHI	8	0	5	5	0
PIT	6	1	2	3	2
SJS	2	0	0	0	4
STL	2	0	0	0	0
TBL	5	0	0	0	0
TOR	5	1	1	2	2
VAN	4	1	1	2	0
WSH	7	0	3	3	0
WPG	4	0	3	3	0
TOTALS:	137	12	48	60	24

GETTING STARTED

Wennberg began playing hockey at the age of four and grew up idolizing Hall of Fame center Peter Forsberg.

2015-16 SEASON

GP	G	A	PTS	+/-	PIM	PP	SH	GW	SHOTS	SPCT.	TOI	HITS	GVA	TKA	BKSHOTS
69	8	32	40	-1	2	1	0	1	97	8.2	15:51	32	21	42	46

- Set career highs in goals, assists, points, TOI/game, shots and games played, leading the Blue Jackets in assists and ranking fourth in multi-point contests and sixth in points
- His two penalty minutes were the fewest in the NHL among players playing at least 45 games
- Registered 7-32-39 over his final 54 games (.722 points per game)
- Collected 1-7-8 over the final six games of the season and was +6 in his last 22 contests
- Scored on first career penalty shot attempt on Feb. 16 vs. Boston (Tuukka Rask)
- Posted career-high three points on Dec. 10 at Winnipeg (0-3-3), Dec. 17 at Arizona (1-2-3) and Apr. 9 vs. Chicago (1-2-3)
- Played in his 100th career NHL game on Jan. 12 at NY Islanders
- **Games lost to injury:** 13... **Multi-point (goal) games:** 9 (0)... **Most Points:** 3 (3x) – Apr. 9 vs. Chicago, most recent... **Most Goals:** 1 (8x) – Apr. 9 vs. Chicago, most recent... **Most Assists:** 3 – Dec. 10 at Winnipeg... **Most PIM:** 2 – Apr. 2 at Carolina... **Most Shots:** 4 (3x) – Feb. 9 vs. NY Islanders, most recent... **TOI:** 21:37 – Dec. 19 vs. Philadelphia

CAREER HIGHLIGHTS

- Led Blue Jackets rookies in assists and games played and ranked second in goals and points with 4-16-20 in 68 games in 2014-15
- Scored his first NHL goal on Dec. 22, 2014 vs. Nashville (Pekka Rinne)
- Recorded his first NHL point (assist) in his NHL debut on Oct. 9, 2014 at Buffalo
- Completed rookie campaign in the Swedish Hockey League with Frolunda HC, finishing second on the club with 16 goals in 2013-14
- Was a finalist for the SHL's Rookie of the Year award in 2013-14
- Made the jump to Sweden's Hockey Allsvenskan, recording 14-18-21 in 46 games in 2012-13

INTERNATIONAL CAREER

- Won a silver medal with Team Sweden at 2013 IIHF World Junior Championships, tallying 2-1-3 in six appearances
- Won a silver medal with Team Sweden at 2012 IIHF World U18 Championships, recording 3-6-9 in six games

PERSONAL

- Nickname is "Wenny" ... Twitter handle is @wenniss
- Most memorable hockey moment was playing in his first NHL game on Oct. 9, 2014 at Buffalo
- Would like Zac Efron to play him in a movie about his life
- Person he would most like to have dinner with is soccer star Zlatan Ibrahimovic
- Started playing the guitar when he was 16-years old

CAREER TRANSACTIONS

- Signed a three-year entry level contract with the Blue Jackets on May 16, 2014
- Columbus' first round pick, 14th overall, in the 2013 NHL Draft

SINGLE SEASON HIGHS

GP:	69, 2015-16
Goals:	8, 2015-16
Assists:	32, 2015-16
Points:	40, 2015-16
+/-:	-1, 2015-16
PIM:	22, 2014-15
PPG:	1 (2x), 2015-16
SHG:	0
GWG:	1, 2015-16
Shots:	97, 2015-16
Shot %:	8.2, 2015-16
TOI:	15:51, 2015-16
Hits:	58, 2014-15
Blocked Shots:	46, 2015-16
Multi-point Games:	9, 2015-16
Multi-goal Games:	0
Multi-assist Games:	9, 2015-16

PENALTY SHOTS - 1

DATE	OPPONENT	GOALIE (RESULT)
2/16/16	vs. Boston	Rask (Goal)

HAT TRICKS - 0

DATE	OPPONENT	GOALIE (RESULT)
------	----------	-----------------

SHOOTOUTS

	G	S	S%	GDG
2015-16	3	8	37.5	1
CAREER	6	13	46.2	3

GAME HIGHS


Goals:	1 (4x), 4/11/15 at NYI
Assists:	3, 12/10/15 vs. WPG
Points:	3 (3x), 4/9/16 vs. CHI
PIM:	4, 11/15/14 vs. SJS
+/-:	3, 3/19/15 at VAN
Shots:	6, 10/14/14 vs. DAL
TOI:	21:55, 3/18/15 at EDM
Hits:	6, 11/22/14 at PHI
Blocked Shots:	3 (7x), 4/9/16 vs. NYI
Goal Streak:	1 (4x), 4/11/15 at NYI (1-0-1)
Assist Streak:	4, 4/6-4/9/16 (1-4-5)
Point Streak:	4, 4/6-4/9/16 (1-4-5)
GP Streak:	49, 11/25/15-3/19/16

CAREER STATS

Multi-goal Games:	0
Multi-assist Games:	11x, 4/9/16 vs. CHI (1-2-3)
Multi-point Games:	12x, 4/9/16 vs. CHI (1-2-3)
Three-point Games:	3x, 4/9/16 vs. CHI (1-2-3)
Four points-plus Games:	0
Overtime Goals:	0

NHL/CBJ FIRSTS

Game:	10/9/14 at BUF
Goal:	12/22/14 vs. NSH
Assist:	10/9/14 at BUF



CAREER RECORD				REGULAR SEASON											PLAYOFFS				
YEAR	TEAM	LEAGUE	GP	TOI	G	A	PTS	+/-	PIM	PP	SH	GW	S	S%	GP	G	A	PTS	PIM
2011-12	Djurgarden J20	SWE-Jr.	42	n/a	1	18	19	7	6	n/a	n/a	n/a	n/a	n/a	3	0	1	1	0
	Djurgarden	Allsvenskan	1	n/a	0	0	0	0	0	0	0	0	0	0.0
2012-13	Djurgardens	Allsvenskan	46	n/a	14	18	32	10	14	2	0	4	74	18.9	3	0	3	3	0
	Djurgarden J20	SWE-Jr.	2	n/a	1	1	2	2	0	n/a	n/a	n/a	n/a	n/a	1	0	1	1	0
2013-14	Frolunda	SHL	50	n/a	16	5	21	-5	8	9	0	3	76	21.1	7	1	0	1	0
2014-15	Columbus	NHL	68	15:37	4	16	20	-19	22	1	0	0	85	4.7
	Springfield	AHL	6	n/a	0	3	3	4	12	0	0	0	7	0.0
2015-16	Columbus	NHL	69	15:51	8	32	40	-1	2	1	0	1	97	8.2
CBJ/NHL Totals			137	15:45	12	48	60	-20	24	2	0	1	182	6.6
AHL Totals			6	...	0	3	3	4	12	0	0	0	7	0.0
SHL Totals			50	...	16	5	21	-5	8	9	0	3	76	21.1	7	1	0	1	0
Allsvenskan Totals			47	...	14	18	32	10	14	2	0	4	74	18.9	3	0	3	3	0
SWE-Jr. Totals			44	...	2	19	21	9	6	4	0	2	2	0



JOSH ANDERSON

JAWSH AN-dur-suhn

34

POSITION

RIGHT WING

SHOOTS

RIGHT

HEIGHT

6-3

WEIGHT

221

DOB

05/07/94

BIRTHPLACE

BURLINGTON, ONTARIO

CAREER HIGHLIGHTS

2015-16: Collected 1-3-4 in 12 games with Columbus, including first career NHL goal on Jan. 9 vs. Carolina (Cam Ward)... Collected assists in back-to-back games from Nov. 20-22... Finished second on Lake Erie (AHL) in goals, third in penalty minutes and plus/minus rating and fourth in points with 18-21-39, 108 penalty minutes and +14 in 58 games... Tallied eight multi-point efforts with the Monsters, including four in final 10 contests (2-9-11)... Notched 7-5-12 in 15 games to help Lake Erie capture the Calder Cup... **2014-15:** Suited up for Columbus and Springfield (AHL) in first professional season... Finished fourth on Springfield in penalty minutes (76)... Posted first NHL point (assist) on Jan. 29 at Florida... Made NHL debut on Jan. 16 vs. NY Rangers... Tallied first professional goal and added an assist for first multi-point game on Dec. 13 at Norfolk (Ilya Bryzgalov)... Made AHL debut on Oct. 17 at Syracuse... **2013-14:** Ranked fifth on London (OHL) in goals (27)... Recorded career-high totals in goals and points (52) during the regular season... Recognized as the league's "hardest worker" by the OHL Western Conference Coaches Poll... Represented Canada at the IIHF World Junior Championships... **2012-13:** Won second straight OHL title with Knights... Finished sixth on London in scoring and first-T in games played with 23-26-29 in 68 games... Recorded first career OHL multi-goal game on Nov. 22 at Sarnia... **2011-12:** Played his rookie season in the OHL with London... Had five points in 19 playoff games to help the Knights capture the J. Ross Robertson Cup as OHL champions... **2010-11:** Finished second in the SCTA scoring race with 41-35-76 in 58 games played.

PERSONAL

Twitter handle is @JoshAnderson_77... Began playing hockey at the age of 18 months and grew up idolizing Rick Nash... Most memorable hockey moment is winning the 2016 Calder Cup... Would like to be a professional baseball player if he wasn't a hockey player... One thing on his Bucket List is touring Europe.

CAREER TRANSACTIONS

Signed a three-year, entry level contract with Columbus on Nov. 5, 2013... Columbus' fourth round pick, 95th overall, in the 2012 NHL Draft.



CAREER RECORD

REGULAR SEASON

PLAYOFFS

YEAR	TEAM	LEAGUE	GP	TOI	G	A	PTS	+/-	PIM	PP	SH	GW	S	S%	GP	G	A	PTS	PIM
2010-11	Burlington	SCTA	58	n/a	41	35	76	n/a	n/a	n/a	n/a	n/a	n/a	n/a
	Burlington	OJHL	4	n/a	0	2	2	n/a	0	0	0	0	n/a	n/a	1	0	0	0	0
2011-12	London	OHL	64	n/a	12	10	22	17	34	0	0	2	n/a	n/a	19	2	3	5	4
2012-13	London	OHL	68	n/a	23	26	49	10	77	5	2	4	n/a	n/a	19	1	2	3	23
2013-14	London	OHL	59	n/a	27	25	52	31	81	11	3	1	n/a	n/a	9	5	4	9	14
2014-15	Columbus	NHL	6	13:27	0	1	1	-1	2	0	0	0	10	0.0
	Springfield	AHL	52	n/a	7	10	17	1	76	1	1	1	79	8.9
2015-16	Columbus	NHL	12	10:41	1	3	4	0	2	0	0	0	11	9.1
	Lake Erie	AHL	58	n/a	18	21	39	14	108	2	2	3	140	12.9	15	7	5	12	24
CBJ/NHL Totals			18	11:37	1	4	5	-1	4	0	0	0	21	4.8
AHL Totals			110	...	25	31	56	15	184	3	3	4	219	11.4	15	7	5	12	24
OHL Totals			191	...	62	61	123	58	192	16	5	7	47	8	9	17	41



PAUL BITTNER

PAWL BIHT-nuhr

57

POSITION

LEFT WING

SHOOTS

LEFT

HEIGHT

6-4

WEIGHT

214

DOB

11/04/96

BIRTHPLACE

CROOKSTON, MINNESOTA

CAREER HIGHLIGHTS

2015-16: Tallied 10-11-21 in 25 games with Portland prior to missing rest of WHL campaign with hip injury... Invited to Team USA camp for IIHF World Jr. Championships but did not participate due to injury... Made AHL debut with Lake Erie, skating in two contests, including debut on Apr. 14 vs. Charlotte... **2014-15:** Posted 34-37-71 with 52 penalty minutes and a +39 plus/minus rating in 66 games with Portland (WHL)... Finished third on the club in goals and plus/minus and fourth in assists and points... Added 4-8-12 in 17 playoff games... Played on same line as 2013 CBJ draft pick Oliver Bjorkstrand... **2013-14:** Registered 22-27-49 with 27 penalty minutes and +25 in 63 games for the Winterhawks (WHL)... Also tallied 6-6-12 in 21 postseason contests in helping Portland capture WHL Championship... Posted 2-1-3 in five games with Team USA at the Ivan Hlinka Memorial Tournament... **2012-13:** Recorded 12-11-23 with 12 penalty minutes and +8 in 45 games in first season in WHL with Winterhawks.

PERSONAL

Nickname is "Bitts"... Twitter handle is @bittner_7... Started playing hockey at the age of three and idolized Wes Walz growing up... Most memorable hockey moment was helping Portland win the 2013 WHL Championship... Favorite activity away from the rink is going fishing... First job was working on a farm... Most people don't know or would be surprised to know that he plays the piano, something that he began doing at the age of 10.


CAREER TRANSACTIONS

Signed a three-year, entry level contract with the Blue Jackets on Aug. 20, 2015... Columbus' first second round pick, 38th overall, in the 2015 NHL Draft.



CAREER RECORD

YEAR	TEAM	LEAGUE	REGULAR SEASON											PLAYOFFS					
			GP	TOI	G	A	PTS	+/-	PIM	PP	SH	GW	S	S%	GP	G	A	PTS	PIM
2011-12	Crookston	USHS	25	n/a	15	6	21	n/a	10	n/a	n/a	n/a	n/a	n/a	1	0	0	0	0
2012-13	Portland	WHL	45	n/a	12	11	23	8	12	2	0	5	n/a	n/a	19	0	0	0	0
2013-14	Portland	WHL	63	n/a	22	27	49	25	27	4	0	3	n/a	n/a	21	6	6	12	11
2014-15	Portland	WHL	66	n/a	34	37	71	39	52	8	1	4	n/a	n/a	17	4	8	12	6
2015-16	Portland	WHL	25	n/a	10	11	21	-4	21	4	0	1	n/a	n/a
	Lake Erie	AHL	2	n/a	0	0	0	1	0	0	0	0	5	0.0
AHL Totals			2	n/a	0	0	0	1	0	0	0	0	5	0.0
WHL Totals			199	...	78	86	164	68	112	18	1	13	57	10	14	24	17
USHS Totals			25	...	15	6	21	...	10	1	0	0	0	0



OLIVER BJORKSTRAND

28

AWL-ih-vuhr bih-YOHRK-strand

POSITION

RIGHT WING

SHOOTS

RIGHT

HEIGHT

6-0

WEIGHT

175

DOB

04/10/95

BIRTHPLACE

HERNING, DENMARK



CAREER HIGHLIGHTS

2015-16: Ranked second among Blue Jackets rookies in goals and third in assists, points and shots (25) with 4-4-8 in 12 contests... Recorded a four-game point streak with Columbus from Apr. 2-8 (2-3-5)... Collected his first career NHL assist on Mar. 24 vs. Carolina... Tallied the first two goals of his NHL career, including the game-winner, on Mar. 19 vs. New Jersey... Made his NHL debut on Mar. 17 vs. Detroit... Finished third on Lake Erie (AHL) in goals, posting 17-12-29 with 10 penalty minutes and an "even" plus/minus rating in 51 games... Captured the Jack A. Butterfield Trophy (Playoff MVP) after leading Lake Erie to the Calder Cup championship and leading the postseason in goals and finishing third-T in points with 10-6-16 in 17 contests... Tied AHL record with six game-winners in the postseason, including in each of the final three games of the finals against Hershey (OT winner in Game 4 in Series Clincher)... Notched his first career pro goal on Dec. 12 vs. Chicago (AHL)... Posted an assist in his AHL debut on Oct. 9 at Rochester... **2014-15:** Named WHL Player of the Year after leading the conference in goals, points and plus/minus with 63-55-118, +60 in 59 games with Portland... Led the WHL in playoff goals (13, tied) and finished fifth in points (25)... Played on same line as 2015 Jackets draft pick Paul Bittner... Skated in three games for Team Denmark at the IIHF World Championships... Served as alternate captain for Denmark at the IIHF World Junior Championships, finishing with 4-1-5 in five games... **2013-14:** Finished second-T in the WHL in goals after recording 50-59-109 in 69 games with Portland... Led the league in playoff goals and points (tied) with 16-17-33 in 21 games... Guided Portland to the club's fourth consecutive WHL finals game appearance... Served as an alternate captain for Team Denmark at the IIHF World Junior Championships, earning 4-2-6 in five games... **2012-13:** Led all WHL rookies in goals (31) and points (63) in his first season with Portland... Co-winner of Winterhawks' Rookie of the Year Award with defenseman Seth Jones... Led all WHL rookies in playoff scoring with 8-11-19 in 21 contests to help Portland win the Ed Chynoweth Cup as league champs... Selected by Portland in the opening round, 26th overall, of the 2012 CHL Import Draft... **2011-12:** Skated with the Herning Blue Fox of the Danish Elite League... Was coached by his father, Todd, and a teammate of his brother, Patrick... Won DEL Rookie of the Year Award after totaling 13-13-26 in 36 games, helping the club win a national championship... Led all 16-year-olds in the DEL in scoring, with the next closest player his age registering only five points... Represented Denmark at the IIHF World Junior Championships, recording 2-0-2 in six games... Served as an alternate captain on Team Denmark at the IIHF World U-18 Championships, finishing second on the club with 4-3-7 in six appearances.

PERSONAL

Nickname is "Bjorky"... Twitter handle is @Objorkstrand... Began playing hockey at the age of three and grew up idolizing Hall of Fame center Mike Modano... Favorite sport is soccer and favorite athlete is Cristiano Ronaldo... Would like Mark Wahlberg to play him in a movie about his life... Talent he would most like to have is to play the guitar.

CAREER TRANSACTIONS

Signed a three-year, entry level contract with Columbus on Dec. 26, 2013... Columbus' third round pick, 89th overall, in the 2013 NHL Draft.

CAREER RECORD

REGULAR SEASON

PLAYOFFS

YEAR	TEAM	LEAGUE	GP	TOI	G	A	PTS	+/-	PIM	PP	SH	GW	S	S%	GP	G	A	PTS	PIM
2011-12	Herning	Denmark	36	n/a	13	13	26	n/a	10	n/a	n/a	4	n/a	n/a	10	1	2	3	4
2012-13	Portland	WHL	65	n/a	31	32	63	38	10	9	0	7	n/a	n/a	21	8	11	19	4
2013-14	Portland	WHL	69	n/a	50	59	109	44	36	17	4	10	n/a	n/a	21	16	17	33	8
2014-15	Portland	WHL	59	n/a	63	55	118	60	35	10	8	10	n/a	n/a	17	13	12	25	10
2015-16	Columbus	NHL	12	15:58	4	4	8	6	0	0	0	1	25	16.0
	Lake Erie	AHL	51	n/a	17	12	29	0	10	5	0	3	144	11.8	17	10	6	16	2
NHL Totals			12	15:58	4	4	8	6	0	0	0	1	25	16.0
AHL Totals			51	...	17	12	29	0	10	5	0	3	144	11.8	17	10	6	16	2
WHL Totals			193	...	144	146	290	142	81	36	12	27	59	37	40	77	22
Denmark Totals			36	...	13	13	26	n/a	10	n/a	n/a	4	n/a	n/a	10	1	2	3	4



ALEX BROADHURST

AL-ehx BRAWD-hurst

62

POSITION

CENTER

SHOOTS

LEFT

HEIGHT

6-0

WEIGHT

193

DOB

03/07/93

BIRTHPLACE

ORLAND PARK, ILLINOIS

CAREER HIGHLIGHTS

2015-16: Recorded 10-26-36 with 14 penalty minutes in 60 contests with Lake Erie (AHL)... Finished third on the club in assists and fifth in points... Added 3-9-12 in 17 postseason contests to help the Monsters capture the Calder Cup... Finished second-T on the club (fifth-T in AHL) in playoff assists and fifth-T in points... **2014-15:** Collected 6-8-14 with four penalty minutes and +2 in 29 games with Rockford (AHL)... Missed most of season with a broken arm suffered on Nov. 26 vs. Iowa... **2013-14:** Tallied 16-29-45 and 32 penalty minutes in 75 games with Rockford (AHL) in first professional season... Finished second on club in assists, third in points and third-T in games played... **2012-13:** Posted 23-40-63 with 36 penalty minutes and +30 in 65 games in only OHL season with London... Finished third on the team in assists and points... Helped the Knights capture OHL Championship with 10-18-28 in 21 postseason games... **2011-12:** Recorded 26-47-73 with 40 penalty minutes and +32 in 53 games with Green Bay (USHL)... Helped Green Bay capture Clark Cup and was named to USHL First All-Star Team... **2010-11:** Tallied 13-20-33 in 55 games in first season with Green Bay (USHL).

PERSONAL

Nickname is "Broady"... Twitter handle is @Broady181... Began playing hockey at the age of three and idolized Jeremy Roenick growing up... Would trade places with his favorite athlete, Michael Phelps, for a day... Going skydiving is on his Bucket List... Talent he would most like to have is to read music.

CAREER TRANSACTIONS

Signed a one-year NHL/AHL contract with Columbus on July 25, 2016... Acquired by Columbus with Brandon Saad and Michael Paliotta from Chicago in exchange for Artem Anisimov, Marko Dano, Corey Tropp, Jeremy Morin and a fourth round pick in the 2016 NHL Draft on June 30, 2015... Signed a three-year, entry level contract with Chicago on May 31, 2013... Chicago's first seventh round pick, 199th overall, in the 2011 NHL Draft.



CAREER RECORD

YEAR	TEAM	LEAGUE	REGULAR SEASON											PLAYOFFS					
			GP	TOI	G	A	PTS	+/-	PIM	PP	SH	GW	S	S%	GP	G	A	PTS	PIM
2010-11	Green Bay	USHL	55	n/a	13	20	33	15	22	1	1	4	82	15.9	11	3	6	9	4
2011-12	Green Bay	USHL	53	n/a	26	47	73	32	40	5	2	6	129	20.2	12	9	9	18	6
2012-13	London	OHL	65	n/a	23	40	63	30	36	4	0	9	n/a	n/a	21	10	18	28	22
2013-14	Rockford	AHL	75	n/a	16	29	45	-1	32	2	0	1	104	15.4
2014-15	Rockford	AHL	29	n/a	6	8	14	2	4	2	0	0	44	13.6	7	0	1	1	2
2015-16	Lake Erie	AHL	60	n/a	10	26	36	-3	14	5	0	3	98	10.2	17	3	9	12	6
AHL Totals			164	...	32	63	95	-2	50	9	0	4	246	13.0	24	3	10	13	8
OHL Totals			65	...	23	40	63	30	36	4	0	9	21	10	18	28	22
USHL Totals			108	...	39	67	106	47	62	6	3	10	211	18.5	23	12	15	27	10



OSCAR DANSK

AWS-kuhr DANSK

35

POSITION

GOALTENDER

CATCHES

LEFT

HEIGHT

6-3

WEIGHT

195

DOB

02/28/94

BIRTHPLACE

STOCKHOLM, SWEDEN

CAREER HIGHLIGHTS

2015-16: Made Swedish Hockey League debut, posting a 12-19-3 record with a 2.68 goals-against average and .910 save percentage in 36 games played with Rogle BK... **2014-15:** Played for both Springfield (AHL) and Kalamazoo (ECHL) in first North American professional season... Posted three-game AHL win streak from Nov. 2-7... Made 36 saves for first pro win (AHL) on Oct. 26 vs. Syracuse (5-1 W)... Made 34 saves in AHL debut on Oct. 19 at Bridgeport (4-3 OTL)... **2013-14:** Posted an OHL-best 2.39 goals-against average with Erie (OHL)... Finished first-T in shutouts with six... Helped Sweden earn silver at the IIHF World Junior Championships with a 1.79 goals-against average and .929 save percentage in five games... **2012-13:** Spent first season in North America with OHL's Erie Otters after being selected third overall in the 2012 CHL Import Draft... Won silver with Team Sweden at IIHF World Junior Championships... **2011-12:** Went 4-1 with a 1.98 goals-against average, .937 save percentage and one shutout in five games at the World Under-18 Junior Championships... Helped Sweden claim the silver medal... **2010-11:** Captured a silver medal with Sweden at the 2011 Ivan Hlinka Memorial Tournament.

PERSONAL

Nickname is "Dansker"... Twitter handle is @OscarDansk... Most prized possession is his dog, Miller... Favorite TV show is *How I Met Your Mother*... Started playing hockey at the age of three and grew up idolizing Hall of Fame goaltender Patrick Roy... Favorite vacation destination is Spain... Favorite soccer team is Hammarby IF.

CAREER TRANSACTIONS

Signed a three-year entry level contract with the Blue Jackets on May 8, 2014... Columbus' second round pick, 31st overall, in the 2012 NHL Draft.



CAREER RECORD

REGULAR SEASON

PLAYOFFS

YEAR	TEAM	LEAGUE	GP	W	L	OT	SO	GA	SA	SV%	GAA	MIN	GP	W-L	SO	GA	SV%	GAA	MIN
2010-11	Brynäs IF	Swe-Jr.	21	n/a	n/a	n/a	1	52	583	.911	2.70	1,157	1	n/a	0	5	.857	5.22	57
2011-12	Brynäs IF	Swe-Jr.	28	n/a	n/a	n/a	2	71	788	.910	2.82	1,511	2	n/a	0	7	.877	3.49	120
2012-13	Erie	OHL	43	11	23	6	0	164	1,460	.888	4.11	2,393
2013-14	Erie	OHL	42	29	9	1	6	96	1,053	.909	2.39	2,405	3	0-1	0	14	.797	6.79	124
2014-15	Springfield	AHL	21	7	7	0	0	68	565	.880	3.57	1,144
	Kalamazoo	ECHL	11	1	8	0	0	33	298	.889	3.73	530
2015-16	Rogle BK	SHL	36	12	19	3	2	87	887	.910	2.68	1,947
SHL Totals			36	12	19	3	2	87	887	.910	2.68	1,947
AHL Totals			21	7	7	0	0	68	565	.880	3.57	1,144
ECHL Totals			11	1	8	0	0	33	298	.889	3.73	530
OHL Totals			85	40	32	7	6	260	2,513	.897	3.25	4,798	3	0-1	0	14	.797	6.79	124
Swe-Jr. Totals			49	3	123	1,371	.910	2.77	2,668	3	n/a	0	12	.870	4.07	177



PIERRE-LUC DUBOIS

18

pee-AIHR-lewk doo-BWAH

POSITION

CENTER/LEFT WING

SHOOTS

LEFT

HEIGHT

6-3

WEIGHT

209

DOB

06/24/98

BIRTHPLACE

STE-AGATHE-DES-MONTS,
QUEBEC

CAREER HIGHLIGHTS

2015-16: Finished third in the QMJHL in scoring, fifth in goals and sixth in assists and plus/minus rating with 42-57-99, 112 penalty minutes and +40 in 62 games with Cape Breton... Led club in assists, points and plus/minus... Added 7-5-12 and 14 penalty minutes in 12 playoff games... Named to QMJHL Second All-Star Team and awarded the Paul Dumont Trophy for Personality of the Year and the Mike Bossy Trophy as the Best Professional Prospect in the QMJHL... **2014-15:** Posted 10-35-45, 58 penalty minutes and was +4 in 54 games with Cape Breton (QMJHL)... Finished ninth in rookie scoring... Helped Canada capture a gold medal at the Ivan Hlinka Memorial, posting 2-3-5 in five games... Registered 0-1-1 in six contests to help Canada capture bronze at IIHF U18 World Championships.

PERSONAL

Nickname is "Duber" or "Dubs"... Twitter handle is @18Dubois... Began playing hockey at the age of three and idolized Sidney Crosby growing up... Most memorable hockey moment was being drafted by the Blue Jackets... Would be a gym trainer if he wasn't a hockey player... The person he would most like to have dinner with would be Conor McGregor... Things that people don't know about him are that he's fully bilingual and has a dual citizenship.

CAREER TRANSACTIONS

Signed a three-year, entry level contract with Columbus on July 1, 2016... Columbus' first round selection, third overall, in the 2016 NHL Draft.



CAREER RECORD

YEAR	TEAM	LEAGUE	REGULAR SEASON												PLAYOFFS				
			GP	TOI	G	A	PTS	+/-	PIM	PP	SH	GW	S	S%	GP	G	A	PTS	PIM
2014-15	Cape Breton	QMJHL	54	n/a	10	35	45	8	58	3	1	1	106	9.4	7	2	3	5	6
2015-16	Cape Breton	QMJHL	62	n/a	42	57	99	40	112	10	3	6	236	17.8	12	7	5	12	14
QMJHL Totals			116	...	52	92	144	44	170	13	4	7	342	15.2	19	9	8	17	20



ANTON FORSBERG

AN-tawn FOHRZ-buhrg

31

POSITION

GOALTENDER

CATCHES

LEFT

HEIGHT

6-3

WEIGHT

192

DOB

11/27/92

BIRTHPLACE

HÄRNÖSAND, SWEDEN



CAREER HIGHLIGHTS

2015-16: Played in four contests with Columbus... Registered first career NHL win after stopping six shots in overtime and 2-of-3 in the shootout on Jan. 2 vs. Washington (5-4 SOW)... Became the first goalie in NHL history to record his first career win when entering the game after regulation (injury replacement)... Posted a 23-10-5 record with a 2.40 goals-against average and .914 save percentage in 41 games with Lake Erie (AHL)... Led Lake Erie to a Calder Cup championship after going 9-0 with a playoff-best 1.34 goals-against average and .949 save percentage (tied)... **2014-15:** Played in five games with Columbus... Stopped 26 shots in NHL debut on Nov. 1 at New Jersey (3-2 L)... Finished third in the AHL in goals-against average (2.01) and fifth in save percentage (.927), while posting 20-8-1 record with Springfield (AHL)... Selected to play in AHL All-Star Game... Posted a ten-game AHL win streak from Nov. 15-Dec. 6... Registered first professional shutout with 33 saves on Nov. 15 at Worcester... **2013-14:** Played 22 games for MoDo (SHL) before transitioning to Springfield (AHL)... Went 11-11 with a 2.44 goals-against average and .920 save percentage for Modo... Played four games with Springfield in the regular season, as well as two playoff matchups... Recorded a .917 save percentage in the AHL playoffs... **2012-13:** Competing in Sweden's HockeyAllsvenskan league as a member of Sodertalje SK, finished second in the league with a 2.04 goals-against-average and .933 save percentage... Won 24 of his 33 games... **2011-12:** Played in 15 games for MoDo of the Swedish Hockey League... Also saw action with MoDo's Junior team... Went 1-0 with a 0.99 goals-against average and .933 save percentage in two games at the IIHF World Junior Championships, helping Sweden win the gold medal.

PERSONAL

Nickname is "Fors"... Twitter handle is @antonforsberg1... Started playing hockey at the age of five and grew up idolizing Hall of Fame center Peter Forsberg (no relation)... Enjoys movies and relaxing away from the rink... Would most like to have dinner with soccer star Zlatan Ibrahimovic... Favorite hockey moments were winning the 2012 IIHF World Junior championship with Sweden and the 2016 Calder Cup with Lake Erie.

CAREER TRANSACTIONS

Signed a one-year NHL/AHL contract extension with the Columbus on June 17, 2016... Signed a three-year, entry level contract with the Blue Jackets on May 28, 2013... Columbus' seventh round selection, 188th overall, in the 2011 NHL Draft.

CAREER RECORD

REGULAR SEASON

PLAYOFFS

YEAR	TEAM	LEAGUE	GP	W	L	OT	SO	GA	SA	SV%	GAA	MIN	GP	W-L	SO	GA	SV%	GAA	MIN
2009-10	MoDo	Sweden Jr.	21	n/a	n/a	n/a	1	73	578	.874	3.70	1,183	3	n/a	0	7	.903	2.37	177
2010-11	MoDo	Sweden Jr.	33	n/a	n/a	n/a	3	94	94	.907	2.90	1,942	6	n/a	0	17	.921	2.85	358
2011-12	MoDo	SHL	15	n/a	n/a	n/a	0	32	313	.898	3.15	609
	MoDo	Sweden Jr.	14	n/a	n/a	n/a	2	31	n/a	n/a	2.19	847	4	n/a	n/a	n/a	.891	3.39	n/a
2012-13	Sodertalje	Allsvenskan	33	24	9	0	3	67	1,005	.933	2.04	1,972
2013-14	MoDo	SHL	22	11	11	0	1	53	659	.920	2.44	1,304
	Springfield	AHL	4	3	0	0	0	4	94	.957	1.13	212	2	0-1	0	3	.917	3.03	59
2014-15	Columbus	NHL	5	0	4	0	0	20	149	.866	4.69	256
	Springfield	AHL	30	20	8	0	3	59	808	.927	2.01	1,764
2015-16	Columbus	NHL	4	1	3	0	0	9	97	.907	3.03	178
	Lake Erie	AHL	41	23	10	5	2	92	1,064	.914	2.40	2,302	10	9-0	2	13	.949	1.34	584
CBJ/NHL Totals			9	1	7	0	0	29	246	.882	4.01	434
AHL Totals			75	46	18	5	5	155	1,966	.921	2.17	4,278	12	9-1	2	16	.945	1.49	643
SHL Totals			22	11	11	0	1	53	659	.920	2.44	1,304



BRETT GALLANT

BREHT guh-LAHNT

56

POSITION

LEFT WING

SHOOTS

LEFT

HEIGHT

6-0

WEIGHT

191

DOB

12/28/88

BIRTHPLACE

SUMMERSIDE,
PRINCE EDWARD ISLAND



CAREER HIGHLIGHTS

2015-16: Recorded 0-1-1 with 152 penalty minutes in 48 contests with Lake Erie (AHL)... Posted second-most penalty minutes on the club to rank ninth in the AHL... **2014-15:** Posted 2-4-6 with 247 penalty minutes in 45 games with Bridgeport (AHL)... Finished second in the league in PIM... **2013-14:** Made his NHL debut with the Islanders, appearing in the final four games of the season and registering 17 penalty minutes... Also appeared in 58 games with Bridgeport (AHL), posting 1-1-2 and finished fourth in the AHL with a career-high 255 penalty minutes... Made his NHL debut and recorded his first fighting major (Matt Kassian) on Apr. 9 vs. Ottawa... **2012-13:** Appeared in 42 games with Bridgeport, finishing second on the team and eighth-T in the AHL with 202 penalty minutes... **2011-12:** Collected 2-1-3 in 25 games with Bridgeport (AHL)... **2010-11:** Split his second professional season between Elmira and Reading (ECHL) and Bridgeport (AHL)... **2009-10:** Led ECHL rookies in penalty minutes with 185 during his first pro campaign with Elmira... Tied for second in the league with 21 major penalties... Scored two points (1-1-2) in 38 games... **2008-09:** Tallied 24-49-73 in 50 games with Summerside Western Capitals (MJHL)... Led the team in PIM and finished third in scoring... **2007-08:** Led Saint John (QMJHL) in penalty minutes (175) in his third season... **2006-07:** Led Saint John (QMJHL) in penalty minutes (192)... **2005-06:** Made his QMJHL debut with Saint John, picking up 0-1-1 in 26 games.

PERSONAL

Nickname is "Gally"... Twitter handle is @Gally44... Started playing hockey at the age of four and idolized Hall of Fame center Steve Yzerman growing up... Would like to be a youth worker if he wasn't a hockey player... Enjoys golfing and fishing away from the rink... His favorite athlete is Dustin Johnson and he would most like to have dinner with Tiger Woods... First job was working in the oyster fishing industry.

CAREER TRANSACTIONS


Signed a two-year, NHL/AHL contract with Columbus on July 2, 2015... Signed a one-year contract extension with the NY Islanders on July 15, 2014... Signed a one-year contract extension with the Islanders on July 18, 2013... Signed a one-year, entry-level contract with the NY Islanders on Feb. 5, 2013.

CAREER RECORD

REGULAR SEASON

PLAYOFFS

YEAR	TEAM	LEAGUE	GP	TOI	G	A	PTS	+/-	PIM	PP	SH	GW	S	S%	GP	G	A	PTS	PIM
2005-06	Saint John	QMJHL	26	n/a	0	1	1	-1	72	0	0	0	n/a	n/a
2006-07	Saint John	QMJHL	48	n/a	5	1	6	-4	192	0	0	0	n/a	n/a
2007-08	Saint John	QMJHL	57	n/a	3	2	5	-5	175	0	0	0	n/a	n/a	11	1	0	1	15
2008-09	Summerside	MJAHL	50	n/a	24	49	73	n/a	235	n/a	n/a	n/a	n/a	n/a
2009-10	Syracuse	AHL	1	n/a	0	0	0	0	5	0	0	0	0	0.0
	Elmira	ECHL	38	n/a	1	1	2	-4	185	0	0	0	28	3.6
2010-11	Bridgeport	AHL	17	n/a	1	0	1	-5	73	0	0	0	9	11.1
	Elmira	ECHL	13	n/a	0	0	0	-1	80	0	0	0	11	0.0
	Reading	ECHL	12	n/a	1	2	3	0	52	0	0	0	7	14.3
2011-12	Bridgeport	AHL	25	n/a	2	1	3	-2	80	0	0	0	19	10.5
2012-13	Bridgeport	AHL	42	n/a	0	0	0	-8	202	0	0	0	14	0.0
2013-14	NY Islanders	NHL	4	6:53	0	0	0	0	17	0	0	0	3	0.0
	Bridgeport	AHL	58	n/a	1	1	2	-4	255	0	0	0	24	4.2
2014-15	Bridgeport	AHL	45	n/a	2	4	6	-1	247	1	0	0	31	6.5
2015-16	Lake Erie	AHL	48	n/a	0	1	1	-9	152	0	0	0	30	0.0	1	0	1	1	0
NHL Totals			4	6:53	0	0	0	0	17	0	0	0	3	0.0
AHL Totals			236	...	6	7	13	-29	1,013	1	0	0	127	4.7
ECHL Totals			63	...	2	3	5	-5	317	0	0	0	46	4.3
QMJHL Totals			131	...	8	4	12	-10	439	0	0	0	11	1	0	1	15



JACOB GRAVES

JAY-kuhb GRAVZ

91

POSITION

DEFENSE

SHOOTS

RIGHT

HEIGHT

6-2

WEIGHT

192

DOB

03/28/95

BIRTHPLACE

BARRIE, ONTARIO

CAREER HIGHLIGHTS

2015-16: Split season between Oshawa and London in the Ontario Hockey League, setting career highs in assists, points, plus/minus and games played with 1-20-21, 104 penalty minutes and +34 in 69 games... Posted 1-5-6 with 45 penalty minutes and was +21 in 31 games with London after the trade... Helped the Knights capture the OHL championship with 0-10-10, 29 penalty minutes and +26 in 18 postseason games... Finished third in the league in plus/minus in the playoffs... Skated in four games as London captured Memorial Cup championship... **2014-15:** Registered 0-7-7 with 118 penalty minutes in 62 games with Kingston in the OHL... **2013-14:** Registered career high in goals and penalty minutes with 2-9-11 and 130 penalty minutes in 62 games with Mississauga (OHL)... **2012-13:** Completed first full season in the OHL, recording 0-1-1 and 78 penalty minutes in 54 games with Mississauga (OHL)... **2011-12:** Made OHL debut, collecting 0-2-2 and 22 penalty minutes in 34 games with Mississauga.

PERSONAL

Began playing hockey at the age of four... Favorite sport is snowboarding... Would like Will Ferrell to play him in a movie about his life... When he is not playing hockey, his favorite activity is to play video games.

CAREER TRANSACTIONS

Signed a three-year, entry level contract with Columbus on July 5, 2016.




CAREER RECORD

REGULAR SEASON

PLAYOFFS

YEAR	TEAM	LEAGUE	GP	TOI	G	A	PTS	+/-	PIM	PP	SH	GW	S	S%	GP	G	A	PTS	PIM
2011-12	Mississauga	OHJL	29	n/a	0	10	10	n/a	95	0	0	0	n/a	n/a
	Mississauga	OHL	34	n/a	0	2	2	-14	22	0	0	0	n/a	n/a
2012-13	Mississauga	OHL	54	n/a	0	1	1	-9	78	0	0	0	n/a	n/a	6	0	0	0	11
2013-14	Mississauga	OHL	62	n/a	2	9	11	-24	130	0	0	1	n/a	n/a	4	0	0	0	13
2014-15	Kingston	OHL	62	n/a	0	7	7	-7	118	0	0	0	n/a	n/a	4	0	0	0	0
	Oshawa	OHL	38	n/a	0	15	15	13	59	0	0	0	n/a	n/a
2015-16	London	OHL	31	n/a	1	5	6	21	45	0	0	0	n/a	n/a	18	0	10	10	29
	OHL Totals		281	n/a	3	39	42	-20	452	0	0	1			32	0	10	10	53



MARKUS HANNIKAINEN

33

MAHR-kuhs hah-nih-KIGH-nehn

POSITION

LEFT WING

SHOOTS

LEFT

HEIGHT

6-2

WEIGHT

195

DOB

03/26/93

BIRTHPLACE

HELSINKI, FINLAND

CAREER HIGHLIGHTS

2015-16: Skated in four games with Columbus, including making his NHL debut on Nov. 28 at St. Louis... Posted 7-13-20 in 50 games with Lake Erie (AHL) in first North American pro season... Added 3-7-10 in 16 playoff games to help the Monsters capture the Calder Cup... Scored first AHL goal on Oct. 9 at Rochester... **2014-15:** Collected 19-27-46, 51 penalty minutes and +22 plus/minus rating in 60 games with JYP HT Jyvaskyla in first full season in Liiga... Finished second on JYP in goals, third in assists and points and was among Liiga's leaders in goals (fourth-T), assists (10th-T), points (eighth), plus/minus (first) and games played (first-T)... **2013-14:** Appeared in 18 games with Jokerit (Liiga), posting 3-3-6... Also played in four matchups on a loan to HPK Hameenlinna (Liiga)... added 2-5-7 in 15 games with K-Vantaa of Mestis, Finland's second tier professional league... **2012-13:** Competed for Team Finland at the IIHF World Junior Championships... Earned 0-1-1 in 20 games with Jokerit (Liiga)... **2011-12:** Saw first action with Jokerit of the Finnish Liiga.

PERSONAL

Nickname is "Hanni" or "Heineken"... Began playing hockey at the age of three and idolized Tuomo Ruutu growing up... Favorite sport is soccer and favorite athlete is soccer star Bastian Schweinstiger... Enjoys going to the movies when not at the rink... Talent he'd most like to have is to speak several different languages.

CAREER TRANSACTIONS

Signed a two-year, entry level contract with Columbus on Apr. 20, 2015.



CAREER RECORD

REGULAR SEASON

PLAYOFFS

YEAR	TEAM	LEAGUE	GP	TOI	G	A	PTS	+/-	PIM	PP	SH	GW	S	S%	GP	G	A	PTS	PIM
2010-11	Jokerit	Finland Jr.	36	n/a	7	12	19	n/a	12	n/a	n/a	n/a	n/a	n/a	9	1	1	2	2
2011-12	Jokerit	Liiga	15	n/a	0	0	0	1	4	0	0	0	n/a	n/a	12	5	5	10	2
	K-Vantaa	Mestis	10	n/a	2	0	2	1	4	n/a	n/a	n/a	n/a	n/a
2012-13	Jokerit	Liiga	20	n/a	0	1	1	-3	4	0	0	0	34	0.0	1	0	0	0	0
	K-Vantaa	Mestis	21	n/a	3	6	9	n/a	4	n/a	n/a	n/a	n/a	n/a
2013-14	Jokerit	Liiga	18	n/a	3	3	6	5	4	0	0	1	34	8.8	2	1	0	1	0
	HPK	Liiga	4	n/a	0	0	0	1	4	0	0	0	n/a	n/a
	K-Vantaa	Mestis	15	n/a	2	5	7	1	2	0	0	n/a	n/a	n/a
2014-15	Jokerit	Finland Jr.	4	n/a	3	0	3	-3	0	1	0	n/a	n/a	n/a	4	1	3	4	0
2014-15	JYP	Liiga	60	n/a	19	27	46	22	51	4	1	6	242	7.9	12	4	5	9	6
	Columbus	NHL	4	7:08	0	0	0	-2	0	0	0	0	3	0.0
2015-16	Lake Erie	AHL	50	...	7	13	20	6	20	2	0	0	139	5.0	16	3	7	10	2
CBJ/NHL Totals			4	7:08	0	0	0	-2	0	0	0	0	3	0.0
AHL Totals			50	...	7	13	20	6	20	2	0	0	139	5.0	16	3	7	10	2
Liiga Totals			117	...	22	31	53	26	67	4	1	7	350	6.3	15	5	5	10	6
Mestis Totals			46	...	7	11	18	2	10
Finland Jr Totals			67	...	23	26	29	-1	28	25	7	9	16	4

SCOTT HARRINGTON

SKAWT HAIR-ihng-tuhn

54



POSITION

DEFENSE

SHOOTS

LEFT

HEIGHT

6-2

WEIGHT

219

DOB

03/10/93

BIRTHPLACE

KINGSTON, ONTARIO

CAREER HIGHLIGHTS

2015-16: Registered 0-1-1 in 15 games with Toronto... Collected first career NHL point with an assist on Oct. 24 at Montreal... Made Maple Leafs debut on Oct. 7 vs. Montreal... Added 1-2-3 in 17 games with the Toronto Marlies (AHL) before suffering an upper body injury in early January and missing the rest of the season... **2014-15:** Made his NHL debut with Pittsburgh, skating in 10 contests... Finished with a shot on 13:33 of ice time in debut on Dec. 18 vs. Colorado... Added 2-10-12 with 20 penalty minutes and a +19 plus/minus rating in 48 contests with Wilkes-Barre/Scranton (AHL)... **2013-14:** Played in first pro season, collecting 5-19-24 and 55 penalty minutes in 76 games with Wilkes-Barre/Scranton (AHL)... Added 0-1-1 in 16 postseason contests... **2012-13:** Tallied 3-16-19 in 50 games with London (OHL)... Named to the OHL First All-Star Team... Captained the Knights to their second-straight OHL championship with 0-4-4 and 14 penalty minutes in 17 postseason contests... Was named a top-three player for Canada at the IIHF World Junior Championships after serving as alternate captain and posting 0-2-2 in six contests... **2011-12:** Tallied OHL career highs in assist and points with 3-23-26 with 32 penalty minutes in 44 games with the Knights... Named to the OHL First All-Star Team... Serving as an alternate captain, helped the club capture the OHL Championship with 1-6-7 in 19 postseason games... Earned a bronze medal with Canada at the IIHF World Junior Championships, registering 1-3-4 in five games... **2010-11:** Set OHL career highs in goals, penalty minutes and games played with 6-16-22 and 51 penalty minutes in 67 games with London... Played in the CHL Top Prospects Game... Helped Canada win gold at the Ivan Hlinka Memorial... **2009-10:** Collected 1-13-14 and 20 penalty minutes in 55 games in OHL rookie campaign with the Knights... Named to the OHL First All-Rookie Team... Also named to the U17 WHC All-Star Team after helping Canada capture a silver medal.

PERSONAL

Nickname is "Harry"... Twitter handle is @S_Harrington06... Would be a teacher if he wasn't a hockey player... Favorite athlete is Tom Brady... Began learning the guitar last winter... Would like Tom Hardy to play him in a movie about his life... Favorite TV show likes to binge watch is *Entourage*.

CAREER TRANSACTIONS

Signed by the Blue Jackets to a one-year, two-way NHL/AHL contract on July 25, 2016... Acquired by Columbus with a conditional fifth round selection from Toronto in exchange for Kerby Rychel on June 25, 2016... Acquired by Toronto with Nick Spaling, Kasperii Kapanen, and first and third round selections in the 2016 NHL Draft from Pittsburgh in exchange for Phil Kessel, Tim Erixon, Tyler Biggs and a second round pick in the 2016 NHL Draft on July 1, 2015... Signed a three-year, entry level contract with the Penguins on July 26, 2011... Pittsburgh's second round pick, 54th overall, in the 2011 NHL Draft.



CAREER RECORD

REGULAR SEASON

PLAYOFFS

YEAR	TEAM	LEAGUE	GP	TOI	G	A	PTS	+/-	PIM	PP	SH	GW	S	S%	GP	G	A	PTS	PIM
2009-10	London	OHL	55	n/a	1	13	14	25	20	1	0	n/a	n/a	n/a	12	0	2	2	4
2010-11	London	OHL	67	n/a	6	16	22	-14	51	0	1	n/a	n/a	n/a	6	0	1	1	0
2011-12	London	OHL	44	n/a	3	23	26	26	32	2	0	n/a	n/a	n/a	19	1	6	7	6
2012-13	London	OHL	50	n/a	3	16	19	21	26	1	0	n/a	n/a	n/a	17	0	4	4	14
	Wilkes-Barre	AHL	2	1	0	1	0
2013-14	Wilkes-Barre	AHL	76	n/a	5	19	24	9	55	3	0	1	102	4.9	16	0	1	1	12
2014-15	Pittsburgh	NHL	10	15:48	0	0	0	-10	4	0	0	0	9	0.0
	Wilkes-Barre	AHL	48	n/a	2	10	12	19	20	1	0	0	54	3.7	8	0	1	1	0
2015-16	Toronto	NHL	15	13:05	0	1	1	0	4	0	0	0	9	0.0
	Toronto	AHL	17	n/a	1	2	3	4	14	0	0	1	20	5.0
NHL Totals			25	14:10	0	1	1	-10	8	0	0	0	18	0.0
AHL Totals			141	...	8	31	39	32	89	4	0	2	176	4.5	26	1	2	3	12
OHL Totals			216	...	13	68	81	58	129	4	1	54	1	13	14	24



DILLON HEATHERINGTON

37

DIH-luhn HEH-thuhr-ing-tuhn

POSITION

DEFENSE

SHOOTS

LEFT

HEIGHT

6-4

WEIGHT

215

DOB

05/09/95

BIRTHPLACE

CALGARY, ALBERTA

CAREER HIGHLIGHTS

2015-16: Garnered 3-16-19 in 63 games in first full professional season with Lake Erie (AHL)... Finished second on the club with +17 plus/minus rating... Added 0-3-3 in 15 postseason contests to help the Monsters capture the Calder Cup... Scored first professional goal on Nov. 13 vs. Grand Rapids... **2014-15:** Registered 1-14-15 and 48 penalty minutes in 48 games with Swift Current (WHL) before suiting up in three games with Springfield (AHL) at end of season... Made his AHL debut on Apr. 11 at Syracuse and registered first AHL point (assist) one game later on Apr. 17 at St John's... Helped Canada capture gold at IIHF World Junior Championships, skating in seven games... **2013-14:** Ranked second on Swift Current (WHL) in points by a defenseman for the second consecutive season with 6-29-35... Posted career-high totals in goals, assists and points... **2012-13:** Tallied 4-23-27 in 70 games and led the Broncos in plus/minus (+25)... Won a gold medal with Team Canada at the 2013 IIHF World U18 Championships... **2011-12:** Scored first career WHL goal on Feb. 10 at Brandon... Led team in rookie scoring by a blueliner with 2-8-10 in 57 contests... **2010-11:** Made WHL debut on Jan. 2 vs. Saskatoon... Won a bronze medal with Team Alberta at the Canada Winter Games... Recorded 0-11-11 in 31 appearances with Calgary AAA Flames.

PERSONAL

Nickname is "Heater"... Began playing hockey at the age of three and grew up idolizing Hall of Fame defenseman Ray Bourque... Would like Mark Wahlberg to play him in a movie about his life... Skydiving and visiting Australia are on his Bucket List... First job was working on his grandfather's farm.

CAREER TRANSACTIONS

Signed a three-year, entry level contract with the Blue Jackets on Mar. 1, 2015... Columbus' second round pick, 50th overall, in the 2013 NHL Draft.



CAREER RECORD

YEAR	TEAM	LEAGUE	REGULAR SEASON												PLAYOFFS					
			GP	TOI	G	A	PTS	+/-	PIM	PP	SH	GW	S	S%	GP	G	A	PTS	PIM	
2010-11	Swift Current	WHL	1	n/a	0	0	0	0	0	0	0	0	0	n/a	n/a
2011-12	Swift Current	WHL	57	n/a	2	8	10	2	63	1	0	0	n/a	n/a	
2012-13	Swift Current	WHL	71	n/a	4	23	27	25	80	2	0	0	n/a	n/a	5	0	3	3	0	
2013-14	Swift Current	WHL	70	n/a	6	29	35	24	63	1	0	1	n/a	n/a	6	0	1	1	8	
2014-15	Swift Current	WHL	48	n/a	1	14	15	-16	48	0	0	0	n/a	n/a	4	0	0	0	4	
	Springfield	AHL	3	n/a	0	1	1	1	0	0	0	0	6	0.0	
2015-16	Lake Erie	AHL	63	n/a	3	16	19	17	50	0	0	0	78	3.8	15	0	3	3	6	
AHL Totals			66	...	3	17	20	18	50	0	0	0	84	3.5	15	0	3	3	6	
WHL Totals			247	...	13	74	87	35	254	4	0	1	15	0	4	4	12	



JOONAS KORPISALO

70

YOH-nuhs kohr-pih-SAL-loh

POSITION

GOALTENDER

CATCHES

LEFT

HEIGHT

6-3

WEIGHT

190

DOB

04/28/94

BIRTHPLACE

PORI, FINLAND



CAREER HIGHLIGHTS

2015-16: Posted a 16-11-4 record with a 2.60 goals-against average and a .920 save percentage in 31 contests with Columbus, leading the club in wins, goals-against average and save percentage... Finished third among NHL rookie goaltenders in wins and save percentage and fourth in games played, shots-against (969) and saves (891)... Went 13-3-3 with a 2.28 goals-against average and .929 save percentage in 19 starts from Jan. 13-Mar. 8, including 12-straight starts from Jan. 2-Feb. 22... Stopped 30 shots in regulation/overtime and 5-of-6 on Dec. 19 vs. Philadelphia to capture first NHL win (3-2 SOW)... Made NHL debut on Dec. 14 vs. Tampa Bay, turning aside 27 shots (2-1 L)... Also posted an 8-8-2 record with a 2.36 goals-against average and .913 save percentage in 18 regular season contests with Lake Erie (AHL)... Went 6-2 with a 2.96 goals-against average in nine playoffs to help Lake Erie capture the Calder Cup... **2014-15:** Played in 38 games for Ilves of Finland's Elite League before transitioning to Springfield (AHL)... Finished 14-13-7 with a 2.34 goals-against average and .919 save percentage for Ilves... Made 21 saves in AHL debut on Mar. 22 vs. Syracuse (4-1 L)... **2013-14:** Appeared in games for six different clubs in three different European leagues over the course of the season... Earned a 1.42 goals-against average and .957 save percentage in eight appearances with Ilves (Liiga)... **2012-13:** Recorded a 2.71 goals-against average and .900 save percentage in 18 appearances with Kiekko in Finland's Mestis league... **2011-12:** Spent the season with Jokerit (Finland Jr.), going 28-11 in 39 games... Represented Finland at the IIHF World Under-18 Junior Championships and went 3-3 with a 3.02 goals against average, .902 save percentage and one shutout in seven games, helping the club reach the bronze medal game... Won the Jorma Valtonen Award as the top goaltender in Finland's junior league... **2010-11:** Appeared in 20 games with Jokerit (Finland U-18)... Played in two international games with Finland's Under-17 team, recording a 1.46 goals-against average and .914 save percentage.

PERSONAL

Nickname is "Korpi"... Twitter handle is @jkorpisalo... Began playing hockey at the age of six and idolized Hall of Fame goaltender Dominik Hasek growing up... Favorite sport is soccer and favorite athlete is soccer star Zlatan Ibrahimovic... Favorite NHL city is New York... Most memorable hockey moment was winning the 2016 Calder Cup.

CAREER TRANSACTIONS


Signed a three-year entry level contract with the Blue Jackets on Mar. 21, 2014... Columbus' third round pick, 62nd overall, in the 2012 NHL Draft.

CAREER RECORD

REGULAR SEASON

PLAYOFFS

YEAR	TEAM	LEAGUE	GP	W	L	OT	SO	GA	SA	SV%	GAA	MIN	GP	W-L	SO	GA	SV%	GAA	MIN	
2010-11	Jokerit U18	Fin-U18	20	16	4	0	0	53	n/a	n/a	2.55	1,200	8	5-3	0	22	.916	2.87	460	
2011-12	Jokerit Jr.	Fin-Jr.	39	28	11	0	4	78	n/a	.920	2.04	2,295	4	3-1	1	8	.926	1.77	270	
2012-13	Jokerit	Liiga	1	0	0	0	0	0	n/a	1.000	.00	15	
	Kiekko-Vantaa	Mestis	18	n/a	n/a	n/a	0	45	n/a	.900	2.71	997	
	Jokerit Jr.	Fin-Jr.	13	n/a	n/a	n/a	1	35	n/a	.914	2.67	787	
2013-14	Jokerit	Liiga	1	0	1	0	0	3	n/a	.813	5.32	34	
	Kiekko-Vantaa	Mestis	4	n/a	n/a	n/a	0	11	n/a	.895	3.31	199	
	Ilves Tampere Jr.	Fin-Jr.	2	n/a	n/a	n/a	0	5	n/a	.906	2.50	120	
	Ilves Tampere	Liiga	8	3	1	0	1	8	n/a	.957	1.42	337	
2014-15	LeKi Lempaa	Mestis	2	n/a	n/a	n/a	0	7	n/a	.851	6.13	68	
	Jokerit Jr.	Fin-Jr.	1	n/a	n/a	n/a	0	1	n/a	.972	0.97	60	
2014-15	Ilves Tampere	Liiga	38	14	13	7	2	83	n/a	.919	2.34	2,132	2951	1.24	...	
	Springfield	AHL	3	0	2	0	0	9	74	.878	3.20	169	
2015-16	Columbus	NHL	31	16	11	4	0	78	969	.920	2.60	1,803	
	Lake Erie	AHL	18	8	8	2	2	42	481	.913	2.36	1,066	9	6-2	0	25	.898	2.96	501	
CBJ/NHL Totals			31	16	11	4	0	78	969	.920	2.60	1,803
AHL Totals			21	8	10	2	2	51	555	.908	2.48	1,235	9	6-2	0	25	.898	2.96	501	...
Liiga Totals			48	17	15	7	3	94	2,518	2951	1.24
Mestis Totals			24	0	63	1,264
Finland Jr. Totals			55	5	119	3,262	4	3-1	1	8	.926	1.77	270	...



DEAN KUKAN

DEEN KOO-kahn

46

POSITION

DEFENSE

SHOOTS

LEFT

HEIGHT

6-2

WEIGHT

196

DOB

07/08/93

BIRTHPLACE

VOLKETSUIL, SWITZERLAND

CAREER HIGHLIGHTS

2015-16: Posted a +9 plus/minus rating in eight contests with Columbus... Tied franchise rookie record at +4 on Apr. 2 at Carolina and Apr. 6 at Toronto... Made his NHL debut on Mar. 26 at Nashville... Added 3-10-13 in 33 games with Lake Erie (AHL)... Notched 1-4-5 in 17 postseason contests to help the Monsters capture the Calder Cup... Scored a goal in his AHL debut on Oct. 9 at Rochester... **2014-15:** Recorded 3-10-13 in 52 games in second full season with Luleå HF of the Swedish Hockey League... Helped Luleå capture the Champions Hockey League championship, a tournament featuring teams from several first-tier leagues in Europe... Represented Switzerland at the IIHF World Championships... **2013-14:** Played in 54 games for Luleå HF (SHL), registering 4-8-12... Skated in seven games for Switzerland at IIHF World Championships... **2012-13:** Played for three different teams in Sweden's hockey system, including 16 games with Luleå HF (SHL)... Suited up for Switzerland at IIHF World Junior Championships, recording 0-1-1 in six contests... **2011-12:** Made SHL debut, skating in three games with Luleå HF... Spent most of season with Luleå J20, registering 5-16-21 in 42 games... Tallied 1-1-2 in six games for Switzerland at IIHF World Junior Championships.

PERSONAL

Nickname is "Kuks"... Started playing hockey at the age of four and grew up idolizing Jaromir Jagr... Would work in a bank if he wasn't a hockey player... Would have Leonardo di Caprio play him in a movie about his life... Favorite TV show to binge watch is *Breaking Bad*... Enjoys fishing and tennis away from the rink.

CAREER TRANSACTIONS

Signed a two-year, entry level contract with Columbus on June 1, 2015.




CAREER RECORD

REGULAR SEASON

PLAYOFFS

YEAR	TEAM	LEAGUE	GP	TOI	G	A	PTS	+/-	PIM	PP	SH	GW	S	S%	GP	G	A	PTS	PIM
2009-10	GCK Lions	Swiss-B	29	n/a	0	6	6	n/a	14	n/a	n/a	n/a	n/a	n/a
2010-11	GCK Lions	Swiss-B	37	n/a	1	2	3	n/a	4	n/a	n/a	n/a	n/a	n/a
	Zurich	Swiss-A	2	n/a	0	0	0	0	0	n/a	n/a	n/a	0	0.0
2011-12	Luleå HF	SHL	3	n/a	0	0	0	0	0	0	0	0	3	0.0
	Luleå J20	SuperElit	42	n/a	5	16	21	5	8	n/a	n/a	n/a	n/a	n/a	3	0	2	2	2
2012-13	Luleå HF	SHL	16	n/a	1	3	4	9	0	0	0	0	11	9.1	15	0	1	1	0
	Asploven HC	Allsvenskan	2	n/a	0	0	0	-2	4	0	0	0	n/a	n/a
	Tingsryds AIF	Allsvenskan	16	n/a	0	2	2	-6	2	0	0	0	n/a	n/a
2013-14	Luleå HF	SHL	54	n/a	4	8	12	8	12	0	1	1	68	5.9	6	1	1	2	0
2014-15	Luleå HF	SHL	52	n/a	3	10	13	2	14	0	0	2	47	6.4	7	0	2	2	0
2015-16	Columbus	NHL	8	17:21	0	0	0	9	0	0	0	0	3	0.0
	Lake Erie	AHL	33	n/a	3	10	13	3	8	1	0	0	41	7.3	17	1	4	5	2
	NHL/CBJ Totals		8	17:21	0	0	0	9	0	0	0	0	3	0.0
	AHL Totals		33	n/a	3	10	13	3	8	1	0	0	41	7.3	17	1	4	5	2
	SHL Totals		125	...	8	21	29	19	26	0	1	3	129	6.2	28	1	4	5	0
	HockeyAllsvenskan Totals		18	...	0	2	2	-8	6	0	0	0	22	9.1



JORDAN MALETTA

JOHR-duhn ma-LEH-tah

64

POSITION

CENTER
SHOOTS

RIGHT
HEIGHT

6-3
WEIGHT

220
DOB

04/30/95
BIRTHPLACE

ST. CATHARINES, ONTARIO

CAREER HIGHLIGHTS

2015-16: Set career highs in goals, points and plus/minus with 34-25-59, +10 in 68 contests with the Ontario Hockey League's Niagara IceDogs... Led the club in goals (19th in OHL), games, game-winning goals (seven, eighth in OHL) and ranked second in power play goals (nine)... Serving as alternate captain, was named Eastern Conference's best player on face-offs (848-of-1558; 54.4 pct.) and finished as second-most underrated player and third-best penalty killer via OHL's Coaches Poll... Added 2-9-11 in 17 playoff games, helping Niagara to OHL Championship finals... **2014-15:** Recorded 24-28-52 in 68 games with Niagara (OHL), setting a career high in games played and finishing fifth on the club in goals... Added 6-3-9 in 11 playoff contests... **2013-14:** Set career high in assists with 12-28-40 in 59 games with Niagara (OHL)... Finished fourth-T on the team in assists and fifth in points... **2012-13:** Split the OHL campaign with Windsor and Niagara, registering 7-13-20 and a career-high 65 penalty minutes in 62 contests... **2011-12:** Made OHL debut with Windsor, collecting 5-15-20 and 59 penalty minutes in 57 games... Helped Canada Ontario team capture bronze at World U-17 Hockey Challenge.

PERSONAL

Nickname is "Mals"... Twitter handle is @maletta9... Began playing hockey at the age of four and idolized Chris Gratton growing up... Would be a lawyer if he wasn't a hockey player... First job was working in a local sports store... Favorite sport is basketball and favorite athlete is LeBron James.

CAREER TRANSACTIONS

Signed a three-year entry level contract with the Blue Jackets on Mar. 21, 2016.



CAREER RECORD

REGULAR SEASON

PLAYOFFS

YEAR	TEAM	LEAGUE	GP	TOI	G	A	PTS	+/-	PIM	PP	SH	GW	S	S%	GP	G	A	PTS	PIM
2011-12	Windsor	OHL	57	n/a	5	15	20	-7	59	1	0	1	n/a	n/a	4	1	1	2	6
2012-13	Windsor	OHL	36	n/a	4	8	12	-16	38	2	0	0	n/a	n/a
	Niagara	OHL	26	n/a	3	5	8	-11	27	1	0	0	n/a	n/a	5	1	0	1	0
2013-14	Niagara	OHL	59	n/a	12	28	40	-4	58	5	0	1	n/a	n/a	7	2	1	3	4
2014-15	Niagara	OHL	68	n/a	24	28	52	7	41	8	0	5	n/a	n/a	11	6	3	9	2
2015-16	Niagara	OHL	68	n/a	34	25	59	10	55	9	2	7	n/a	n/a	17	2	9	11	15
OHL Totals			315	...	82	109	191	-21	278	26	2	14	44	12	14	26	27



SONNY MILANO

SUH-nee mih-LAHN-oh

22

POSITION

LEFT WING

SHOOTS

LEFT

HEIGHT

6-2

WEIGHT

197

DOB

05/12/96

BIRTHPLACE

MASSAPEQUA, NEW YORK

CAREER HIGHLIGHTS

2015-16: Skated in three games with Columbus, recording 0-1-1 and a +1 plus/minus rating... Made his NHL debut on Mar. 31 at NY Islanders and picked up first assist a game later on Apr. 2 at Carolina... Recorded 14-17-31 in 54 games with Lake Erie (AHL), finishing fifth on the club in goals... Added 4-4-8 in 17 post-season games to help the Monsters capture the Calder Cup... Notched 7-3-10 in 15 games from Feb. 25 - Mar. 26... Tallied first pro goal on Oct. 31 vs. Charlotte... Helped the United States win a bronze medal at the IIHF World Junior Championships with 1-7-8 in seven contests... **2014-15:** Made OHL debut, tallying 22-46-68 in 50 games with Plymouth... Led club in scoring, while serving as alternate captain... Also played in 10 games with Springfield (AHL), picking up 0-5-5... Recorded first pro point (assist) in AHL debut on Mar. 27 vs. Worcester... Notched 2-2-4 in five tournament appearances for Team USA at IIHF World Junior Championships... **2013-14:** Playing with the United States National Development Program, finished second in scoring with 14-25-39 in 25 games... Helped Team USA capture a gold medal at IIHF World U18 Championships in Finland, posting 3-7-10 in seven games... **2012-13:** Competed in first season with the U.S. National Team Development Program... Led Team USA in scoring at the IIHF U17 World Hockey Challenge... **2011-12:** Skated for the Cleveland Barons midjet minor team, posting 44-43-87 in 40 games.

PERSONAL

Twitter handle is @27SMilano... Started playing hockey at the age of 18 months... Favorite athlete is Kyrie Irving and he would like to be a pro basketball player if he wasn't a hockey player... Conor McGregor is the person with whom he would most like to have dinner... Would trade places with Justin Bieber for a day.

CAREER TRANSACTIONS

Signed a three-year, entry-level contract with the Blue Jackets on Sept. 11, 2014... Columbus' first round pick, 16th overall, in the 2014 NHL Draft.



CAREER RECORD

YEAR	TEAM	LEAGUE	REGULAR SEASON											PLAYOFFS					
			GP	TOI	G	A	PTS	+/-	PIM	PP	SH	GW	S	S%	GP	G	A	PTS	PIM
2011-12	Cleveland Barons	T1EHL	40	n/a	44	43	87	n/a	10	n/a	n/a	n/a	n/a	n/a
2012-13	USNTDP	USHL	38	n/a	10	12	22	-27	12	n/a	n/a	n/a	n/a	n/a
2013-14	USNTDP	USHL	25	n/a	14	25	39	21	21	n/a	n/a	n/a	n/a	n/a
2014-15	Plymouth	OHL	50	n/a	22	46	68	-17	24	7	0	1	n/a	n/a
	Springfield	AHL	10	n/a	0	5	5	-7	0	0	0	0	10	0.0
2015-16	Columbus	NHL	3	13:22	0	1	1	1	0	0	0	0	2	0.0
	Lake Erie	AHL	54	n/a	14	17	31	12	22	6	0	3	98	14.3	17	4	4	8	4
CBJ/NHL Totals			3	13:22	0	1	1	1	0	0	0	0	2	0.0
AHL Totals			64	...	14	22	36	5	22	0	0	3	98	14.3	17	4	4	8	4
OHL Totals			50	...	22	46	68	-17	24	7	0	1
USHL Totals			63	...	24	37	61	-6	33



NICK MOUTREY

NIHK MOO-tree

50

POSITION

LEFT WING

SHOOTS

LEFT

HEIGHT

6-3

WEIGHT

218

DOB

06/24/95

BIRTHPLACE

TORONTO, ONTARIO

CAREER HIGHLIGHTS

2015-16: Registered 6-5-11 and 39 penalty minutes in 53 games in first pro season with Lake Erie (AHL)... Also skated in two postseason contests... Scored his first career AHL goal on Nov. 27 vs. Manitoba... Picked up his first point as a pro with an assist on Oct. 22 at Manitoba... Made his AHL debut on Oct. 9 at Rochester... **2014-15:** Registered career highs in goals, assists, points and plus/minus with 25-38-63 and +19 in 62 games with Saginaw and North Bay (OHL)... Notched 7-6-13 in 15 playoff games with North Bay... Served as team captain for Saginaw... **2013-14:** Ranked fifth on Saginaw in scoring with 15-26-41 in 68 games... Contributed three assists in five playoff games... **2012-13:** Finished seventh on Saginaw in points with 16-27-43... Recorded first career OHL multi-goal game on Dec. 29 vs. Windsor (2-0-2)... **2011-12:** Appeared in 66 games for Saginaw during rookie OHL season... Scored first career OHL goal on Oct. 23 at Oshawa... **2010-11:** Recorded 43-46-89 in 40 appearances with the Midget AAA York Simcoe Express... Chosen by Saginaw in the first round, 15th overall, of the 2011 OHL Priority Selection Draft.

PERSONAL

Nickname is "Mouch"... Twitter handle is @Moutrey91... Began playing hockey at the age of three... Favorite activity is golf and favorite athlete is Usain Bolt... Most memorable hockey moment was winning the 2016 Calder Cup... Adam Sandler is person with whom he would most like to have dinner.


CAREER TRANSACTIONS

Signed a three-year entry level contract with the Blue Jackets on Mar. 6, 2015... Columbus' fourth round pick, 105th overall, in the 2013 NHL Draft.



CAREER RECORD

YEAR	TEAM	LEAGUE	REGULAR SEASON												PLAYOFFS				
			GP	TOI	G	A	PTS	+/-	PIM	PP	SH	GW	S	S%	GP	G	A	PTS	PIM
2011-12	Saginaw	OHL	66	n/a	2	7	9	-12	46	0	0	0	n/a	n/a	12	0	0	0	4
2012-13	Saginaw	OHL	65	n/a	16	27	43	2	44	1	1	3	n/a	n/a	4	0	0	0	12
2013-14	Saginaw	OHL	68	n/a	15	26	41	13	82	1	0	1	n/a	n/a	5	0	3	3	2
2014-15	Saginaw	OHL	36	n/a	15	26	41	9	40	3	2	5	n/a	n/a
	North Bay	OHL	26	n/a	10	12	22	10	14	1	1	1	n/a	n/a	15	7	6	13	12
2015-16	Lake Erie	AHL	53	n/a	6	5	11	-1	39	2	1	1	66	9.0	2	0	0	0	2
AHL Totals			53	n/a	6	5	11	-1	39	2	1	1	66	9.0	2	0	0	0	2
OHL Totals			261	...	58	98	156	22	226	6	4	10	36	7	9	16	30



MARKUS NUTIVAARA

65

MAHR-kuhs noo-tih-VAH-ruh

POSITION

DEFENSE

SHOOTS

LEFT

HEIGHT

6-1

WEIGHT

186

DOB

06/06/94

BIRTHPLACE

OULU, FINLAND

CAREER HIGHLIGHTS

2015-16: Skated for Kärpät in the Finnish Elite League (Liiga) for second-straight season, recording 6-16-22 in 50 games... Ranked second among club defensemen in goals (tied), assists and points (tied)... Added 1-4-5 in seven postseason contests... **2014-15:** Posted 0-2-2 in 35 regular season games with Kärpät (Liiga)... Helped club capture the Liiga championship with 1-5-6 in 16 playoff games... **2013-14:** Suited up in 19 games for Kärpät U20 of the Jr. A SM-liiga and 11 games for Jokipojat of Mestis, Finland's second-tier professional league... Helped Kärpät capture a silver medal in the Jr. A SM-liiga playoffs with 1-4-5 in 12 games.

PERSONAL

Nickname is "Mape" or "Nutti"... Began playing hockey at the age of four and grew up idolizing Petteri Nummelin... Would most like to have dinner with Eminem... If he could trade places with someone for a day, it would be teammate Joonas Korpisalo... Favorite TV show to binge watch is *The Mentalist*.

CAREER TRANSACTIONS

Signed a two-year, entry level contract with the Blue Jackets on May 3, 2016... Columbus' seventh round pick, 189th overall, in the 2015 NHL Draft.




CAREER RECORD

REGULAR SEASON

PLAYOFFS

YEAR	TEAM	LEAGUE	GP	TOI	G	A	PTS	+/-	PIM	PP	SH	GW	S	S%	GP	G	A	PTS	PIM
2012-13	Pelicans U20	Jr. A SM-liiga	42	n/a	4	11	15	4	14	n/a	n/a	n/a	n/a	n/a
2013-14	Kärpät U20	Jr. A SM-liiga	19	n/a	2	9	11	11	10	n/a	n/a	n/a	n/a	n/a	12	1	4	5	2
	Jokipojat	Mestis	11	n/a	0	3	3	5	4	n/a	n/a	n/a	n/a	n/a
2014-15	Kärpät	Liiga	35	n/a	0	2	2	7	4	n/a	n/a	n/a	n/a	n/a	16	1	5	6	0
	Kärpät U20	Jr. A SM-liiga	7	n/a	2	6	8	5	0	n/a	n/a	n/a	n/a	n/a	5	3	2	5	0
	Hokki	Mestis	2	n/a	0	2	2	3	2	n/a	n/a	n/a	n/a	n/a
2015-16	Kärpät	Liiga	50	n/a	6	16	22	10	14	n/a	n/a	n/a	n/a	n/a	7	1	4	5	0
Liiga Totals			85	...	6	18	24	17	18	23	2	9	11	0
Mestis Totals			13	...	0	5	5	8	6
Jr. A SM-liiga Totals			68	...	8	26	34	20	24	17	4	6	10	2



JOHN RAMAGE

JAWN RAM-ihj

55

POSITION

DEFENSE

SHOOTS

RIGHT

HEIGHT

6-1

WEIGHT

194

DOB

02/07/91

BIRTHPLACE

MISSISSAUGA, ONTARIO

CAREER HIGHLIGHTS

2015-16: Made his Blue Jackets debut on Mar. 17 vs. Detroit... Posted 8-19-27 with 67 penalty minutes in 68 contests with Lake Erie (AHL)... Led club defensemen in goals (tied), assists and points... Suffered an upper body injury in the first game of the playoffs and missed the rest of the postseason... **2014-15:** Made NHL debut with Calgary on Apr. 11 at Winnipeg... Also registered 3-12-15 with 81 PIM in 57 games with Adirondack (AHL)... **2013-14:** Posted 0-1-1 with 46 penalty minutes and +2 rating in 50 games with Abbotsford (AHL)... Played in six games with Alaska (ECHL), collecting 1-0-1 and a +6 plus/minus rating... Helped Alaska capture the Kelly Cup with 4-9-13 and 20 penalty minutes in 20 playoff games... **2012-13:** Posted 8-12-20, 65 penalty minutes and was +15 in 42 games during his senior season at University of a Wisconsin (WCHA)... Captained his team to a WCHA championship... **2011-12:** Picked up 3-7-10 in junior season at Wisconsin... **2010-11:** Played in 37 games, registering 1-10-11 in sophomore season at Wisconsin... **2009-10:** Made NCAA Debut, recording 2-10-12 in 41 games at Wisconsin.

PERSONAL

Nickname is "Rammer"... Twitter handle is @JohnRam55... Began playing hockey at the age of five and idolized Chris Pronger growing up... The person he would most like to have dinner with is the President of the United States... People would be surprised to know that he is a dual citizen... Favorite NHL city is Nashville.

CAREER TRANSACTIONS

Signed a two-year NHL/AHL contract extension with the Blue Jackets on Mar. 1, 2016... Signed a one-year NHL/AHL contract with Columbus on July 3, 2015... Signed a two-year, entry level contract with the Flames on Apr. 18, 2013... Calgary's first fourth round pick, 103rd overall, in the 2010 NHL Draft.




CAREER RECORD

REGULAR SEASON

PLAYOFFS

YEAR	TEAM	LEAGUE	GP	TOI	G	A	PTS	+/-	PIM	PP	SH	GW	S	S%	GP	G	A	PTS	PIM
2009-10	Wisconsin	WCHA	41	n/a	2	10	12	14	51	0	0	0	28	7.1
2010-11	Wisconsin	WCHA	37	n/a	1	10	11	7	59	1	0	0	44	2.3
2011-12	Wisconsin	WCHA	37	n/a	3	7	10	-10	62	0	1	0	34	8.8
2012-13	Wisconsin	WCHA	42	n/a	8	12	20	15	65	2	1	5	84	9.5
2013-14	Abbotsford	AHL	50	n/a	0	1	1	2	46	0	0	0	55	0.0
	Alaska	ECHL	6	n/a	1	0	1	1	6	0	0	0	7	0.0	20	4	9	13	20
2014-15	Calgary	NHL	1	18:10	0	0	0	-1	0	0	0	0	4	0.0
	Adirondack	AHL	57	n/a	3	12	15	-3	81	1	0	1	98	3.1
2015-16	Lake Erie	AHL	68	n/a	8	19	27	5	67	2	1	0	143	5.5	1	0	0	0	0
NHL Totals			1	18:10	0	0	0	-1	0	0	0	0	4	0.0
AHL Totals			175	...	11	32	43	4	194	3	1	1	286	3.8	1	0	0	0	0
ECHL Totals			6	...	1	0	1	1	6	0	0	0	7	0.0	20	4	9	13	20
NCAA Totals			157	...	14	39	53	26	237	3	2	5	190	7.4



DANTE SALITURO

DAHN-tay sal-ih-TUHR-oh

32

POSITION

CENTER

SHOOTS

RIGHT

HEIGHT

5-8

WEIGHT

176

DOB

11/15/96

BIRTHPLACE

WILLOWDALE, ONTARIO

CAREER HIGHLIGHTS

2015-16: Recorded 38-45-83 with 55 penalty minutes and was +5 in 65 games with the Ottawa 67's (OHL)... Set career highs in goals, assists, points and plus/minus and led the club in goals, assists and points for second- straight campaign... Added 2-2-4 and six penalty minutes in five postseason games... **2014-15:** Notched 37-41-78 and 38 penalty minutes in 68 contests with Ottawa (OHL)... Added 5-5-10 in six playoff games... **2013-14:** Collected 22-37-59 and 76 penalty minutes in 68 contests with Ottawa (OHL)... **2012-13:** Made OHL debut with Ottawa, registering 14-26-40 and 56 penalty minutes in 64 games.

PERSONAL

Nickname is "Sal"... Twitter handle is @dantesalituro... Began playing hockey at the age of three and idolized Henrik Zetterberg growing up... Would be a pro trainer if he wasn't a hockey player... The person he would most like to have dinner with is Terry Fox... Favorite musical artist is Mumford and Sons... Favorite TV show to binge watch is *The Office*.

CAREER TRANSACTIONS

Signed a three-year, entry level contract on July 1, 2016.



CAREER RECORD

REGULAR SEASON

PLAYOFFS

YEAR	TEAM	LEAGUE	GP	TOI	G	A	PTS	+/-	PIM	PP	SH	GW	S	S%	GP	G	A	PTS	PIM
2012-13	Ottawa	OHL	64	n/a	14	26	40	-44	56	4	0	0	n/a	n/a
2013-14	Ottawa	OHL	68	n/a	22	37	59	-18	76	5	0	0	n/a	n/a
2014-15	Ottawa	OHL	68	n/a	37	41	78	-1	38	13	1	3	n/a	n/a	5	2	2	4	6
2015-16	Ottawa	OHL	65	n/a	38	45	83	5	55	13	1	5	n/a	n/a	6	5	5	10	2
OHL Totals			265	...	111	149	260	-58	225	35	2	8	11	7	7	14	8



JUSTIN SCOTT

JUHS-tihn SKAWT

67

POSITION

CENTER
SHOOTS

LEFT
HEIGHT

6-1
WEIGHT

202
BORN

08/13/95
BIRTHPLACE

BURLINGTON, ONTARIO

CAREER HIGHLIGHTS

2015-16: Notched 28-37-65, 60 penalty minutes and was +32 in 67 games with Barrie (OHL)... Serving as alternate captain, set career highs in assists, points, penalty minutes and plus/minus... Led club in games played and finished fourth in goals and plus/minus (tied) and fifth in assists and points... Ranked second in the OHL in the playoffs in goals and eighth in points with 17-3-20 in 15 contests... **2014-15:** Posted career high in games played and goals with 30-23-53 in 68 contests for Barrie (OHL)... Added 1-6-7 in nine postseason games... **2013-14:** Collected 7-13-20 in 61 regular season games and 2-1-3 in 11 postseason contests with Barrie (OHL)... **2012-13:** Made OHL debut, registering 4-5-9 and 24 penalty minutes in 55 games with Barrie.

PERSONAL

Nickname is "Scottie"... Twitter handle is @JustinScott95... Began playing hockey at the age of five and grew up idolizing Jonathan Toews... First job was working at a maple syrup farm... Would have Dave Franco play him in a movie about his life... Favorite NHL city is Toronto and favorite athlete is LeBron James... Would be a firefighter or in the business industry if he wasn't a hockey player.

CAREER TRANSACTIONS

Signed a three-year, entry level contract with the Blue Jackets on April 15, 2016




CAREER RECORD

REGULAR SEASON

PLAYOFFS

YEAR	TEAM	LEAGUE	GP	TOI	G	A	PTS	+/-	PIM	PP	SH	GW	S	S%	GP	G	A	PTS	PIM
2012-13	Barrie	OHL	55	n/a	4	5	9	-1	24	0	0	1	n/a	n/a	7	0	0	0	0
2013-14	Barrie	OHL	61	n/a	7	13	20	8	29	0	0	1	n/a	n/a	11	2	1	3	4
2014-15	Barrie	OHL	68	n/a	30	23	53	26	39	2	2	5	n/a	n/a	9	1	6	7	10
2015-16	Barrie	OHL	67	n/a	28	37	65	32	60	4	4	5	n/a	n/a	15	17	3	20	8
OHL Totals			251	...	69	78	147	65	152	6	6	12	42	20	10	30	22



LUKAS SEDLAK

LOO-kuhsh SEHD-lak

45

POSITION

CENTER

SHOOTS

LEFT

HEIGHT

6-0

WEIGHT

203

DOB

02/25/93

BIRTHPLACE

CESKE BUDEJOVICE,
CZECH REPUBLIC

CAREER HIGHLIGHTS

2015-16: Skated in 54 games for Lake Erie (AHL), tallying 14-4-18 with 27 penalty minutes and a +13 plus/minus rating... Set career highs in goals and points and finished fourth-T on the club in plus/minus and fifth-T in goals... Helped the Monsters capture the Calder Cup after registering 9-7-16 with 18 penalty minutes in 17 postseason contests... Finished second in the AHL in playoff goals and third-T in points... **2014-15:** Collected 6-10-16 with 30 penalty minutes in 51 games with Springfield (AHL)... Led the club in plus/minus rating (+10)... **2013-14:** Contributed 8-6-14 in 54 games during the regular season, as well as 0-1-1 in four playoff appearances with Springfield (AHL)... Made AHL debut with Springfield on Oct. 5 vs Manchester... Scored first AHL goal on Oct. 12 against Worcester... **2012-13:** Captained the Czech Republic at the 2013 IIHF World Jr. Championships, recording 1-2-3 in six games played... Finished third-T on Chicoutimi (QMJHL) in playoff scoring with 1-4-5 in six games... **2011-12:** Played his first season in North America... Ranked second on Chicoutimi (QMJHL) in plus/minus rating and seventh in points with 17-28-45, +24 in 50 games... **2010-11:** Spent his first full season in the Czech U-20 League... Captained the Czech Republic at the World Under-18 Junior Championships, registering 3-1-4 and two penalty minutes in five games.

PERSONAL

Started playing hockey at the age of three and idolized Jaromir Jagr growing up... Favorite athlete is Roger Federer... Most memorable hockey moment was winning the Calder Cup in 2016... Enjoys volleyball, Xbox and spending time with family away from the rink.

CAREER TRANSACTIONS

Signed a three-year, entry level contract with the Blue Jackets on Apr. 10, 2013... Columbus' sixth round pick, 158th overall, at the 2011 Draft.




CAREER RECORD

REGULAR SEASON

PLAYOFFS

YEAR	TEAM	LEAGUE	GP	TOI	G	A	PTS	+/-	PIM	PP	SH	GW	S	%	GP	G	A	PTS	PIM
2009-10	Ceske	Czech Jr.	11	n/a	4	8	12	n/a	4	n/a	n/a	n/a	n/a	n/a
2010-11	Ceske	Czech Jr.	47	n/a	14	13	27	n/a	65	n/a	n/a	n/a	n/a	n/a
2011-12	Chicoutimi	QMJHL	50	n/a	17	28	45	24	57	4	1	2	n/a	n/a	18	5	3	8	18
2012-13	Chicoutimi	QMJHL	48	n/a	15	19	34	1	64	5	3	1	n/a	n/a	6	1	4	5	8
2013-14	Springfield	AHL	54	n/a	8	6	14	-1	26	0	0	1	61	13.1	4	0	1	1	0
2014-15	Springfield	AHL	51	n/a	6	10	16	10	30	0	1	1	70	8.6
2015-16	Lake Erie	AHL	54	n/a	14	4	18	13	27	0	1	0	91	15.3	17	9	7	16	18
AHL Totals			159	...	28	20	48	22	83	0	2	2	222	12.6	21	9	8	17	18
QMJHL Totals			98	...	32	47	79	25	121	9	4	3	24	6	7	13	26
Czech Jr. Totals			58	...	18	21	39	...	69



BLAKE SIEBENALER

78

BLAYK SEE-beh-nay-luhr

POSITION

DEFENSE
SHOOTS

RIGHT
HEIGHT

6-1
WEIGHT

208
BORN

02/27/96
BIRTHPLACE

TOLEDO, OHIO

CAREER HIGHLIGHTS

2015-16: Collected 7-22-29 with 15 penalty minutes and was +4 in 65 games with Niagara (OHL)... Finished second among club defensemen in goals, assists and points... Added 1-5-6 in 17 playoff games to help IceDogs reach OHL Championship finals... **2014-15:** Recorded 12-25-37 with 30 penalty minutes and a +7 plus/minus rating in 66 games with Niagara (OHL)... Finished second among club defensemen in goals, assists and points and third-T in plus/minus rating... Had 0-1-1 and eight penalty minutes in 11 playoff games... **2013-14:** Notched 6-24-30 with 24 penalty minutes in first season with Niagara (OHL)... **2012-13:** Posted 9-9-18 in 39 games with Belle Tire U16 (T1EHL U16) and added 1-2-3 in 11 games with the Indiana Ice (USHL).

PERSONAL

Nickname is "Siebes"... Started playing hockey at the age of five and idolized Hall of Fame center Steve Yzerman growing up... Most memorable hockey moment was winning the OHL Eastern Conference championship in 2016... First job was roofing houses... Favorite activity away from the rink is playing Call of Duty... Would trade places with Bill Gates for a day... Favorite TV show to binge watch is The Walking Dead.

CAREER TRANSACTIONS

Signed a three-year, entry level contract with the Blue Jackets on June 1, 2015... Columbus' second third round choice, 77th overall, in the 2014 NHL Draft.



CAREER RECORD

REGULAR SEASON

PLAYOFFS

YEAR	TEAM	LEAGUE	GP	TOI	G	A	PTS	+/-	PIM	PP	SH	GW	S	S%	GP	G	A	PTS	PIM
2011-12	Cleveland	T1EHL U16	40	n/a	5	7	12	n/a	6
2012-13	Belle Tire	T1EHL U16	39	n/a	9	9	18	n/a	22	11	4	3	7	0
	Indiana	USHL	11	n/a	1	2	3	-11	8	1	0	0	13	7.7
2013-14	Niagara	OHL	68	n/a	6	24	30	-16	24	3	0	0	n/a	n/a	7	1	3	4	2
2014-15	Niagara	OHL	66	n/a	12	25	37	7	30	5	0	1	n/a	n/a	11	0	1	1	8
2015-16	Niagara	OHL	65	n/a	7	22	29	4	15	1	0	3	n/a	n/a	17	1	5	6	2
OHL Totals			199	...	25	71	96	-5	69	9	0	4	35	2	9	11	12
USHL Totals			11	...	1	2	3	-11	8	1	0	0	13	7.7



JAIME SIFERS

JAY-mee SIH-fuhrs

48

POSITION

DEFENSE

SHOOTS

RIGHT

HEIGHT

5-11

WEIGHT

198

DOB

01/18/83

BIRTHPLACE

STRATFORD, CONNECTICUT



CAREER HIGHLIGHTS

2015-16: Posted 5-14-19 with 86 penalty minutes and was +18 in 67 contests with Lake Erie (AHL)... Led the Monsters in plus/minus and was fourth in penalty minutes... Added 0-5-5 in 14 postseason games to help the club capture the Calder Cup... Recorded his 100th career AHL assist on Mar. 26 at Grand Rapids... **2014-15:** Collected 3-19-22 with 82 penalty minutes in 76 games with Springfield (AHL)... Led the club in games played, finished third in penalty minutes and ranked second among defensemen in assists and points... **2013-14:** In his third season with Adler Mannheim of the Deutsche Eishockey Liga, posted 3-21-24 with 62 penalty minutes in 50 games... **2012-13:** Registered 1-14-15 in 52 games played with Adler Mannheim... Added 0-1-1 in six play-off games... **2011-12:** In his first season with Adler Mannheim, posted 5-19-24 with 59 penalty minutes in 52 games... Added 0-3-3 in 14 playoff games... **2010-11:** Collected 4-18-22 with 66 penalty minutes and +13 rating in 68 games with Chicago (AHL)... **2009-10:** Appeared in 14 games with Minnesota, finishing with six penalty minutes... Added 3-5-8 in 54 games with Houston (AHL)... **2008-09:** Registered 0-2-2 with 18 penalty minutes in 23 games with the Toronto Maple Leafs... Also tallied 4-16-20 with 47 penalty minutes in 43 games with the Toronto Marlies (AHL)... Played in the AHL All-Star Game on Jan. 26... **2007-08:** Posted 3-10-13 with 57 penalty minutes and a +14 in 80 games with the Marlies... Added 2-3-5 in 19 playoff games... **2006-07:** In his first full professional season, notched 7-18-25 with 75 PIM in 80 games with the Toronto Marlies... **2005-06:** Played in 38 games in senior season at Vermont (H-East), picking up 3-15-18 and 60 penalty minutes... Served as team captain for third straight season... Also made NHL debut playing in two games for Toronto, including his debut on Dec. 8 vs. NY Islanders... **2004-05:** Picked up 4-12-16 in 36 games in junior season at Vermont (ECAC)... **2003-04:** Tallied 4-14-18 and 93 penalty minutes in 35 games for Vermont... **2002-03:** Made collegiate debut, recording 4-14-18 and 66 penalty minutes in 34 games for Vermont.

PERSONAL

Nickname is "Sifs"... Began playing hockey at the age of five and idolized Brian Leetch growing up... Favorite sport is football and favorite athlete is Drew Brees... First job was in the landscaping business... If he could trade places with someone for a day, it would be a fighter pilot... Favorite shot to binge watch is *The Office*.

CAREER TRANSACTIONS

Signed a two-year NHL/AHL contract with Columbus on July 2, 2015... Signed a one-year AHL contract with Springfield on July 3, 2014... Signed a three-year contract with Adler Mannheim (Deutsche Liga) on May 26, 2011... Signed a one-year contract with Atlanta on July 2, 2010... Signed to a one-year contract with Minnesota on July 8, 2009... Signed a one-year contract extension with Toronto on July 15, 2008... Signed an AHL contract with Toronto on Mar. 15, 2006.

CAREER RECORD

REGULAR SEASON

PLAYOFFS

YEAR	TEAM	LEAGUE	GP	TOI	G	A	PTS	+/-	PIM	PP	SH	GW	S	S%	GP	G	A	PTS	PIM
2002-03	Vermont	ECAC	34	n/a	4	14	18	n/a	66	3	1	1	n/a	n/a
2003-04	Vermont	ECAC	35	n/a	4	14	18	n/a	93	4	0	0	n/a	n/a
2004-05	Vermont	ECAC	36	n/a	4	12	16	n/a	57	3	0	0	n/a	n/a
2005-06	Vermont	H-East	38	n/a	3	15	18	-6	60	0	0	0	86	3.5
	Toronto	AHL	2	n/a	0	0	0	-1	2	0	0	0	2	0.0
2006-07	Toronto	AHL	80	n/a	7	18	25	-2	75	3	0	0	124	5.6
2007-08	Toronto	AHL	80	n/a	3	10	13	14	57	0	0	0	73	4.1	19	2	3	5	6
2008-09	Toronto	NHL	23	12:49	0	2	2	-4	18	0	0	0	25	0.0
	Toronto	AHL	43	n/a	4	16	20	-4	47	2	0	0	82	4.9	4	0	1	1	4
2009-10	Minnesota	NHL	14	12:59	0	0	0	1	6	0	0	0	9	0.0
	Houston	AHL	54	n/a	3	5	8	-5	58	0	1	0	87	3.4
2010-11	Chicago	AHL	68	n/a	4	18	22	13	66	0	0	1	90	4.4
2011-12	Mannheim	Germany	52	n/a	5	19	24	3	59	2	0	0	92	5.4	14	0	3	3	8
2012-13	Mannheim	Germany	52	n/a	1	14	15	18	64	0	0	0	79	1.3	6	0	1	1	2
2013-14	Mannheim	Germany	50	n/a	3	21	24	10	62	1	0	0	125	2.4	5	0	1	1	0
2014-15	Springfield	AHL	76	n/a	3	19	22	1	82	0	0	1	131	2.3
2015-16	Lake Erie	AHL	67	n/a	5	14	19	18	86	0	0	1	103	4.9	14	0	5	5	10
NHL Totals			37	12:53	0	2	2	-3	24	0	0	0	34	0.0
Germany Totals			154	...	9	54	63	31	185	3	0	0	296	3.0	25	0	5	5	20
AHL Totals			470	...	29	100	129	35	473	5	1	3	682	3.8	37	2	9	11	10
NCAA Totals			143	...	15	55	70	...	276	10	1	1



T.J. TYNAN

TEE-JAY TIGH-nuhn

49

POSITION

CENTER

SHOOTS

RIGHT

HEIGHT

5-8

WEIGHT

165

DOB

02/25/92

BIRTHPLACE

ORLAND PARK, ILLINOIS

CAREER HIGHLIGHTS

2015-16: Led Lake Erie (AHL) in assists and points with 6-40-46, playing in all 76 contests... Led club in assists and points for second-straight campaign and finished 12th in the AHL in assists... Garnered 1-5-6 with eight penalty minutes in 17 playoff games to help Lake Erie capture the Calder Cup... Made AHL All-Star Classic debut, recording 0-5-5 in four games to help the Central Division win the Challenge... **2014-15:** Posted 13-35-48 with 48 PIM in 75 games with Springfield (AHL)... Led Springfield in points and assists and finished third-T in goals... Ranked second on the team in powerplay goals (5)... **2013-14:** Made pro debut with Springfield, appearing in three games... Led Notre Dame (CCHA) in scoring with 8-30-38... Rounded out collegiate career finishing 12th-T at Notre Dame on the all-time points list (161), ninth-T all-time in assists (107) and first-T in games played (164)... **2012-13:** Named CCHA Tournament Most Valuable Player after leading Notre Dame to the third Mason Cup in school history... Finished 19th in the conference's scoring race with 10-18-28 in 41 games... **2011-12:** Selected First Team All-CCHA... Named Notre Dame's MVP and Offensive Player of the Year... Led CCHA in scoring (tied)... Led team in assists (28), points (41), power play points (19) and shorthanded goals (2)... Represented USA at 2012 IIHF World Junior Championships, tallying 1-3-4 in six tournament appearances... **2010-11:** Led Notre Dame in points (54) and was second in goals (23) and assists (31) as a freshman... Helped Irish advance to Frozen Four... Named CCHA Rookie of the year and Second Team All-CCHA... **2009-10:** Led Des Moines (USHL) in assists and points and was fourth in goals with 17-55-72 in 60 games... Led the USHL in assists and was fifth in points... Named to USHL All-Rookie team.

PERSONAL

Nickname is "Tynes"... Began playing hockey at the age of four and idolized Hall of Fame center Joe Sakic growing up... Would like to be a professional golfer if he wasn't a hockey player... Most memorable hockey moment was winning the 2016 Calder Cup... Favorite athlete is Conor McGregor... Talent most like to have is to play the guitar.

CAREER TRANSACTIONS

Signed a two-year, entry level contract with the Blue Jackets on Apr. 1, 2014... Columbus' third round pick, 66th overall, at the 2011 Draft.



CAREER RECORD

REGULAR SEASON

PLAYOFFS

YEAR	TEAM	LEAGUE	GP	TOI	G	A	PTS	+/-	PIM	PP	SH	GW	S	%	GP	G	A	PTS	PIM
2009-10	Des Moines	USHL	60	n/a	17	55	72	-21	55	7	1	1	138	12.3
2010-11	Notre Dame	CCHA	44	n/a	23	31	54	20	36	5	2	2	104	22.1
2011-12	Notre Dame	CCHA	39	n/a	13	28	41	-6	38	5	2	1	67	19.4
2012-13	Notre Dame	CCHA	41	n/a	10	18	28	-1	28	5	1	4	88	11.4
2013-14	Notre Dame	H-East	40	n/a	8	30	38	15	30	3	1	1	91	8.8
	Springfield	AHL	3	n/a	0	0	0	1	2	0	0	0	2	0.0
2014-15	Springfield	AHL	75	n/a	13	35	48	-7	48	5	0	1	135	9.6
2015-16	Lake Erie	AHL	76	n/a	6	40	46	7	38	2	0	0	141	4.3	17	1	5	6	8
AHL Totals			154	...	19	75	94	0	86	7	0	1	278	6.8	17	1	5	6	8
NCAA Totals			164	...	54	107	161	28	132	18	6	8	350	15.4
USHL Totals			60	n/a	17	55	72	-21	55	7	1	1	138	12.3



ZACH WERENSKI

ZAK wuh-REHN-skee

8

POSITION

DEFENSE

SHOOTS

RIGHT

HEIGHT

6-2

WEIGHT

218

DOB

07/19/97

BIRTHPLACE

GROSSE POINTE, MICHIGAN

CAREER HIGHLIGHTS

2015-16: Registered 11-24-35 in 36 games in sophomore campaign at Michigan (Big Ten)... Named ACHA First Team All-American, Big Ten Defensive Player of the Year and a First Team All-Big Ten selection... Finished second in the nation in scoring by a defenseman... Made pro debut with Lake Erie (AHL), recording 1-0-1 in seven regular season contests... Added 5-9-14 in 17 postseason contests to help the Monsters capture the Calder Cup... Finished second among AHL defensemen in goals (tied) and points and recorded the most assists and points by an 18-year old in a single playoff in AHL history... Tallied first pro goal on Apr. 9 at Rochester... Made AHL debut on Apr. 1 at Chicago... Captained the United States to a bronze medal at the IIHF World Junior Championships... Named as the tournament's Best Defenseman and selected to the All-Star Team after leading blueliners in goals and points (tied) with 2-7-9 in seven contests... Also finished with a tournament-best +10 plus/minus rating... **2014-15:** Notched 9-16-25 in 35 games as a freshman at Michigan... Skating as the youngest player in the NCAA, finished second among freshman NCAA Division I blueliners in scoring... Led all Big Ten defensemen with nine goals and finished tops among U-M blueliners and second among Big Ten defensemen in points... Named All-Big Ten first team and All-Big Ten Freshman Team... Collected 1-1-2 in five games for the United States at the IIHF World Junior Championships... **2013-14:** Played with the United States National Development Program in the U17 and U18 teams... Helped Team USA capture a gold medal at the U17 World Hockey Challenge

PERSONAL

Twitter handle is @ZachWerenski... Began playing hockey at the age of three and idolized Hall of Fame defenseman Nicklas Lidstrom growing up... Most memorable sports moment was attending Game 6 of the 2016 NBA Finals... Favorite sport is golf and favorite activity away from the rink is boating... Winning a Stanley Cup and skydiving are on his bucket list.

CAREER TRANSACTIONS

Signed a three-year, entry level contract with the Blue Jackets on Mar. 29, 2016... Columbus' first round pick, eighth overall, in the 2015 NHL Draft.



CAREER RECORD

REGULAR SEASON

PLAYOFFS

YEAR	TEAM	LEAGUE	GP	TOI	G	A	PTS	+/-	PIM	PP	SH	GW	S	%	GP	G	A	PTS	PIM
2011-12	Belle Tire U16	T1EHL	35	n/a	8	20	28	n/a	18	n/a	n/a	n/a	n/a	n/a	7	3	5	8	4
2012-13	Little Caesars	HPHL U18	28	n/a	7	14	21	n/a	18	n/a	n/a	n/a	n/a	n/a
2013-14	USNTDP	USHL	35	n/a	6	13	19	n/a	17	n/a	n/a	n/a	n/a	n/a
	USNTDP	U-17	16	n/a	2	11	13	n/a	25	n/a	n/a	n/a	n/a	n/a
2014-15	Michigan	Big Ten	35	n/a	9	16	25	9	8	3	0	1	80	11.3
2015-16	Michigan	Big Ten	36	n/a	11	24	35	5	20	7	0	0	100	11.0
2015-16	Lake Erie	AHL	7	n/a	21	22	43	2	22	4	0	0	207	10.1	17	7	5	12	4
AHL Totals			7	n/a	21	22	43	2	22	4	0	0	207	10.1	17	7	5	12	4
NCAA Totals			71	n/a	20	41	61	14	28	10	0	4	180	11.1
USHL Totals			35	n/a	6	13	19	...	17



OLEG YEVENKO

OH-lehg yuh-VEHN-koh

66

POSITION

DEFENSE

SHOOTS

LEFT

HEIGHT

6-7

WEIGHT

235

DOB

01/21/91

BIRTHPLACE

MINSK, BELARUS

CAREER HIGHLIGHTS

2015-16: Registered 1-3-4 with 152 penalty minutes in 54 games with Lake Erie (AHL)... Led club and finished eighth in the AHL in penalty minutes... Tallied first pro assist on Dec. 20 at Charlotte... Notched first AHL goal/point on Oct. 29 vs. Charlotte... Suited up in seven games for Belarus at the IIHF World Championships... **2014-15:** Posted 0-5-5 with 51 penalty minutes in 36 games in senior season at University of Massachusetts (Hockey East)... Served as team alternate captain... Finished second in the conference and 11th among NCAA Division I skaters with 89 blocked shots... Made pro debut, picking up 14 penalty minutes in four AHL appearances with Adirondack Flames... Skated at IIHF World Championships with Belarus... **2013-14:** Appeared in 32 games, collecting an assist and team-high 63 blocked shots in junior campaign at UMass... Also competed for Belarus at 2014 IIHF World Championships, picking up 0-2-2 and +3 in eight games in helping Belarus reach the quarterfinals... **2012-13:** Recorded an assist in 31 games in sophomore season at UMass... **2011-12:** Tallied 1-2-3 in 33 games in freshman campaign at UMass... Netted game winner with first collegiate goal on Nov. 5 vs. Boston College... **2010-11:** Recorded 4-4-8 with 197 penalty minutes in 55 games with Fargo (USHL)... Finished second in the league in penalty minutes... **2009-10:** Posted 4-5-9 and 119 penalty minutes in 49 games with Fargo (USHL).

PERSONAL

Started playing hockey at the age of eight and idolized Keith Primeau growing up... Favorite sports are E-Sports... Would like to do something in the entertainment industry if he wasn't a hockey player... Person he would most like to have dinner with is Arnold Schwarzenegger... Favorite TV show to binge watch is *The Office*.

CAREER TRANSACTIONS

Signed to a one-year, two-way NHL/AHL contract extension with Columbus on Mar. 7, 2016... Signed a one-year, two-way NHL/AHL contract with the Blue Jackets on October 1, 2015.




CAREER RECORD

REGULAR SEASON

PLAYOFFS

YEAR	TEAM	LEAGUE	GP	TOI	G	A	PTS	+/-	PIM	PP	SH	GW	S	%	GP	G	A	PTS	PIM
2009-10	Fargo	USHL	49	n/a	4	5	9	13	119	0	0	0	33	12.1	13	1	0	1	26
2010-11	Fargo	USHL	52	n/a	4	4	8	0	197	2	0	0	51	7.8	3	0	0	0	4
2011-12	Massachusetts	H-East	33	n/a	1	2	3	-1	38	0	0	1	18	5.6
2012-13	Massachusetts	H-East	31	n/a	0	1	1	-5	55	0	0	0	22	0.0
2013-14	Massachusetts	H-East	32	n/a	0	1	1	-11	67	0	0	0	27	0.0
2014-15	Massachusetts	H-East	36	n/a	0	5	5	-25	51	0	0	0	20	0.0
	Adirondack	AHL	4	n/a	0	0	0	-2	14	0	0	0	7	0.0
2015-16	Lake Erie	AHL	54	n/a	1	3	4	-5	152	0	0	0	38	2.6
AHL Totals			58	...	1	3	4	-7	166	0	0	0	45	2.2
NCAA Totals			132	...	1	9	10	-42	211	0	0	1	87	1.1
USHL Totals			101	...	8	9	17	13	316	2	0	0	84	9.5	16	1	0	1	30



DANIEL ZAAR

DAN-yehl ZAHR

63

POSITION

RIGHT WING

SHOOTS

RIGHT

HEIGHT

5-11

WEIGHT

177

DOB

04/24/94

BIRTHPLACE

HELSINGBORG, SWEDEN

CAREER HIGHLIGHTS

2015-16: Led Lake Erie (AHL) in goals and finished third in points and fourth in assists with 21-22-43 in 71 games... Added 7-5-12 in 17 playoff games to help the Monsters capture the Calder Cup, finishing fourth-T in the AHL in goals... Made his AHL debut on Oct. 29 vs. Charlotte and recorded his first two goals a game later on Oct. 31 vs. Charlotte... **2014-15:** Completed his first full season in the Swedish Hockey League, recording 9-18-27 in 55 games with Lulea HF... Added 2-1-3 in seven playoff games... Finished second on the club in assists, fourth in points and fifth-T in goals... Helped Lulea capture the Champions Hockey League championship, a tournament featuring teams from several first-tier leagues in Europe... **2013-14:** Finished second on team in scoring with 16-20-36 for Rogle (Allsvenskan)... Led league rookies in goals, assists and points... Propelled the club to a third-place run in the Kvalserien tournament with 6-16-22 in 16 playoff matchups... **2012-13:** Made his SHL debut with Rogle, tallying 2-1-3 in 25 games... Added 2-8-10 in 21 games with Karlskoga (Allsvenskan) and 11-8-19 in 17 games with Rogle Jr. (Sweden Jr.)... **2011-12:** Ranked third on Rogle (Sweden Jr.) in points with 14-24-38 in 44 contests... Led the club in playoff goals and points with 5-3-8 in seven games... Also appeared in seven games for Rogle's Under-18 squad... **2010-11:** Split the season between Rogle (Sweden Jr.) and the club's Under-18 team.

PERSONAL

Nickname is "Z"... Started playing hockey at the age of six and idolized Hall of Fame center Peter Forsberg growing up... Favorite athlete is soccer star Zlatan Ibrahimovic... Favorite activity away from the rink is going golfing.. Favorite TV show to binge watch is Narcos... Most memorable hockey moment was winning the 2016 Calder Cup.

CAREER TRANSACTIONS

Signed a three-year, entry level contract with the Blue Jackets on May 30, 2014... Columbus' sixth round pick, 152nd overall, in the 2012 NHL Draft.




CAREER RECORD

REGULAR SEASON

PLAYOFFS

YEAR	TEAM	LEAGUE	GP	TOI	G	A	PTS	+/-	PIM	PP	SH	GW	S	S%	GP	G	A	PTS	PIM
2010-11	Rogle Jr.	Swe-Jr.	26	n/a	3	3	6	n/a	14	n/a	n/a	n/a	n/a	n/a	3	0	0	0	0
	Rogle U-18	Swe-U18	23	n/a	16	18	34	n/a	4	n/a	n/a	n/a	n/a	n/a
2011-12	Rogle Jr.	Swe-Jr.	44	n/a	14	24	38	6	28	n/a	n/a	n/a	n/a	n/a	7	5	3	8	8
	Rogle U-18	Swe-U18	7	n/a	6	6	12	8	0	n/a	n/a	n/a	n/a	n/a
2012-13	Rogle	SHL	25	n/a	2	1	3	-4	0	n/a	n/a	n/a	n/a	n/a	7	1	0	1	2
	Karlskoga	Allsvenskan	21	n/a	2	8	10	3	4	n/a	n/a	n/a	n/a	n/a	6	2	1	3	2
	Rogle Jr.	Swe-Jr.	17	n/a	11	8	19	7	6	n/a	n/a	n/a	n/a	n/a	1	0	0	0	2
2013-14	Rogle	Allsvenskan	68	n/a	22	36	58	n/a	44	n/a	n/a	n/a	n/a	n/a	16	6	16	22	16
2014-15	Lulea	SHL	55	n/a	9	18	27	-4	18	n/a	n/a	n/a	n/a	n/a	9	2	2	4	6
2015-16	Lake Erie	AHL	71	n/a	21	22	43	-6	22	4	0	2	207	10.1	17	7	5	12	4
AHL Totals															17	7	5	12	4
SHL Totals															16	3	2	5	8
Allsvenskan Totals															22	8	17	25	16
Sweden Jr. Totals															11	5	3	8	10
Sweden U-18 Totals														



VITALY ABRAMOV

vih-TAL-ee ah-BRAHM-awf

POSITION
RIGHT WING
SHOOTS
LEFT

HEIGHT
5-10
WEIGHT
181

DOB
5/08/98
BIRTHPLACE
CHELYABINSK, RUSSIA

DRAFTED
2016 (Round 3, 65th Overall)

CAREER RECORD

REGULAR SEASON

PLAYOFFS

YEAR	TEAM	LEAGUE	GP	TOI	G	A	PTS	+/-	PIM	PP	SH	GW	S	S%	GP	G	A	PTS	PIM
2014-15	Chelyabinsk Jr.	Russia-Jr.	20	n/a	8	6	14	6	8	n/a	n/a	n/a	n/a	n/a	2	0	0	0	4
2015-16	Gatineau	QMJHL	63	n/a	38	55	93	36	36	11	0	6	222	17.1	10	7	6	13	8
QMJHL Totals			63	...	38	55	93	36	36	11	0	6	222	17.1	10	7	6	13	8
Russia-Jr. Totals			20	...	8	6	14	6	8	2	0	0	0	4



TYLER BIRD

TIGH-luhr BUHRD

POSITION
RIGHT WING
SHOOTS
RIGHT

HEIGHT
6-1
WEIGHT
192

DOB
08/14/96
BIRTHPLACE
BOSTON, MASSACHUSETTS

DRAFTED
2014 (Round 5, 137th Overall)

CAREER RECORD

REGULAR SEASON

PLAYOFFS

YEAR	TEAM	LEAGUE	GP	TOI	G	A	PTS	+/-	PIM	PP	SH	GW	S	S%	GP	G	A	PTS	PIM
2012-13	St. John's Prep	USHS	24	n/a	12	15	27	n/a	n/a	n/a	n/a	n/a	n/a	n/a
2013-14	Kimball Union	USHS	37	n/a	33	27	60	n/a	n/a	n/a	n/a	n/a	n/a	n/a
2014-15	Brown Univ.	ECAC	27	n/a	2	2	4	-7	4	0	0	0	47	4.3
2015-16	Brown Univ.	ECAC	31	n/a	6	2	8	-8	6	3	0	0	49	12.2
NCAA Totals			58	n/a	8	4	12	-15	10	3	0	0	96	8.3
USHS Totals			61	n/a	45	42	87



GABRIEL CARLSSON

GA-bree-ehl KAHRL-suhn

POSITION

DEFENSE

SHOOTS

LEFT

DRAFTED

2015 (Round 1, 29th overall)

HEIGHT

6-4

WEIGHT

191

DOB

01/02/97

BIRTHPLACE

ÖREBRO, SWEDEN

CAREER RECORD			REGULAR SEASON											PLAYOFFS					
YEAR	TEAM	LEAGUE	GP	TOI	G	A	PTS	+/-	PIM	PP	SH	GW	S	S%	GP	G	A	PTS	PIM
2012-13	Örebro U18	J18 Elit	16	n/a	1	5	6	4	4	n/a	n/a	n/a	n/a	n/a
2013-14	Linköping U18	J18 Elit	22	n/a	2	12	14	31	8	n/a	n/a	n/a	n/a	n/a
	Linköping HC J18	J18 Allsvenskan	18	n/a	2	3	5	4	6	n/a	n/a	n/a	n/a	n/a	5	0	0	0	4
2014-15	Linköping HC J20	SuperElit	39	n/a	0	7	7	21	14	n/a	n/a	n/a	n/a	n/a	3	0	2	2	4
	Linköping HC	SHL	7	n/a	0	2	2	3	0	0	0	0	8	0.0
	Linköping U18	J18 Elit	7	n/a	2	3	5	2	2	n/a	n/a	n/a	n/a	n/a
2015-16	Linköping	SHL	45	n/a	1	8	9	4	2	0	0	0	39	2.6	6	0	0	0	0
	Linköping JR	Super Elit	11	n/a	2	6	8	6	8	n/a	n/a	n/a	n/a	n/a	1	0	0	0	0
SHL Totals			52	...	1	10	11	7	2	0	0	0	47	2.1	16	0	1	1	2
SuperElit Totals			50	...	2	13	15	27	22	4	0	2	2	4
J18 Elit Totals			65	...	9	23	32	41	20	5	0	0	0	4



RYAN COLLINS

RIGH-uhn KAWL-ihnz

POSITION

DEFENSE

SHOOTS

RIGHT

DRAFTED

2014 (Round 2, 47th Overall)

HEIGHT

6-5

WEIGHT

216

DOB

05/06/96

BIRTHPLACE

BLOOMINGTON, MINNESOTA

CAREER RECORD			REGULAR SEASON											PLAYOFFS						
YEAR	TEAM	LEAGUE	GP	TOI	G	A	PTS	+/-	PIM	PP	SH	GW	S	S%	GP	G	A	PTS	PIM	
2011-12	Benilde	USHS	23	n/a	1	3	4	8	6	n/a	n/a	n/a	n/a	n/a	6	0	1	1	2	
2012-13	USNTDP	USHL	38	n/a	0	4	4	-15	12	n/a	n/a	n/a	n/a	n/a	
2013-14	USNTDP	USHL	26	n/a	0	2	2	12	10	n/a	n/a	n/a	n/a	n/a	
2014-15	Minnesota	Big Ten	32	n/a	1	8	9	7	14	0	0	0	30	3.3	
2015-16	Minnesota	Big Ten	29	n/a	0	4	4	-4	35	0	0	0	22	0.0	
NCAA Totals			61	...	1	12	13	3	49	0	0	0	52	1.9	
USHL Totals			64	...	0	6	6	-3	22
USHS Totals			23	...	1	3	4	8	6	6	0	1	1	2	



VLADISLAV GAVRIKOV

vla-dih-SLAV GAV-rih-kawv

POSITION

DEFENSE

SHOOTS

LEFT

DRAFTED

2015 (Round 6, 159th overall)

HEIGHT

6-3

WEIGHT

205

DOB

11/21/95

BIRTHPLACE

YAROSLAVL, RUSSIA

CAREER RECORD

REGULAR SEASON

PLAYOFFS

YEAR	TEAM	LEAGUE	GP	TOI	G	A	PTS	+/-	PIM	PP	SH	GW	S	S%	GP	G	A	PTS	PIM
2011-12	Loko Yaroslavl	MHL	8	n/a	1	1	2	0	4	n/a	n/a	n/a	n/a	n/a	2	0	0	0	0
2012-13	Loko Yaroslavl	MHL	47	n/a	3	3	6	-1	18	n/a	n/a	n/a	n/a	n/a
2013-14	Loko Yaroslavl	MHL	45	n/a	3	9	12	33	28	n/a	n/a	n/a	n/a	n/a	7	0	2	2	4
2014-15	Yaroslavl	KHL	16	n/a	0	1	1	3	4	n/a	n/a	n/a	n/a	n/a	4	0	0	0	0
	HK Ryazan	VHL	11	n/a	1	2	3	3	4	n/a	n/a	n/a	n/a	n/a
	Loko Yaroslavl	MHL	16	n/a	1	6	7	7	16	n/a	n/a	n/a	n/a	n/a	5	0	0	0	2
2015-16	Yaroslavl	KHL	42	n/a	3	4	7	17	18	n/a	n/a	n/a	n/a	n/a	5	1	0	1	2
KHL Totals			58	...	3	5	8	20	22	9	1	0	1	2
VHL Totals			11	...	1	2	3	3	4
MHL Totals			116	...	8	19	27	39	66	14	0	2	2	6



KEEGAN KOLESAR

KEE-guhn KOHL-uh-sahr

POSITION

RIGHT WING

SHOOTS

RIGHT

DRAFTED

2015 (Round 3, 69th overall)

HEIGHT

6-2

WEIGHT

227

DOB

04/08/97

BIRTHPLACE

BRANDON, MANITOBA

CAREER RECORD

REGULAR SEASON

PLAYOFFS

YEAR	TEAM	LEAGUE	GP	TOI	G	A	PTS	+/-	PIM	PP	SH	GW	S	S%	GP	G	A	PTS	PIM
2012-13	Winnipeg	MMHL	41	n/a	21	17	38	n/a	26	n/a	n/a	n/a	n/a	n/a	11	3	4	7	4
	Seattle	WHL	1	n/a	0	0	0	-1	0	0	0	0	n/a	n/a	2	0	0	0	0
2013-14	Seattle	WHL	60	n/a	2	6	8	-7	4	1	0	0	n/a	n/a	9	0	2	2	2
2014-15	Seattle	WHL	64	n/a	19	19	38	-7	85	8	1	2	n/a	n/a
2015-16	Seattle	WHL	64	n/a	30	31	61	10	107	9	0	3	n/a	n/a	27	7	8	15	4
WHL Totals			189	...	51	56	107	-5	237	18	1	5	27	7	10	17	10
MMHL Totals			41	...	21	17	38	...	26	11	3	4	7	4



ELVIS MERZLIKINS

EHL-vihs muhrz-LIGH-kihnz

POSITION
GOALTENDER
CATCHES
LEFT

HEIGHT
6-3
WEIGHT
183

DOB
04/13/94
BIRTHPLACE
RIGA, LATVIA

DRAFTED
2014 (Round 3, 76th Overall)

CAREER RECORD

REGULAR SEASON

PLAYOFFS

YEAR	TEAM	LEAGUE	GP	W	L	OT	SO	GA	SA	SV%	GAA	MIN	GP	W-L	SO	GA	SV%	GAA	MIN
2011-12	Lugano U20	Swiss-Jr	8	n/a	n/a	n/a	n/a	n/a	n/a	n/a	3.52	n/a	3	n/a	n/a	n/a	n/a	5.07	n/a
2012-13	Lugano U20	Swiss-Jr	30	n/a	n/a	n/a	n/a	n/a	n/a	n/a	2.76	n/a	4	n/a	n/a	n/a	n/a	3.84	n/a
2013-14	HC Lugano	Swiss-A	22	11	10	0	1	45	596	.925	2.13	1,269	1	0-0	0	1	.976	.750	80
	Lugano U20	Swiss-Jr	12	n/a	n/a	n/a	n/a	n/a	n/a	n/a	2.07	n/a	10	n/a	n/a	n/a	n/a	1.68	n/a
2014-15	HC Lugano	Swiss-A	22	11	7	1	1	57	659	.913	2.61	1,309	1	0-1	0	2	.857	3.33	37
2015-16	HC Lugano	Swiss-A	46	23	13	4	1	125	1,609	.922	2.76	2,713	15	8-6	0	36	.937	2.32	930
Swiss-A Totals			91	45	30	5	3	227	2,864	.921	2.57	5,291	17	8-7	0	39	.931	2.23	1,047



ANDREW PEEKE

AN-droo PEEK

POSITION
DEFENSE
SHOOTS
RIGHT

HEIGHT
6-3
WEIGHT
198

DOB
03/17/98
BIRTHPLACE
PARKLAND, FLORIDA

DRAFTED
2016 (Round 2, 34th Overall)

CAREER RECORD

REGULAR SEASON

PLAYOFFS

YEAR	TEAM	LEAGUE	GP	TOI	G	A	PTS	+/-	PIM	PP	SH	GW	S	S%	GP	G	A	PTS	PIM
2014-15	Selects Hockey	USPHL 18U	28	n/a	8	12	20	n/a	8	n/a	n/a	n/a	n/a	n/a	4	1	1	2	2
2015-16	Green Bay	USHL	56	n/a	4	26	30	7	30	1	0	0	88	4.5	4	1	1	2	2
USHL Totals			56	n/a	4	26	30	7	30	1	0	0	88	4.5	4	1	1	2	2
USPHL 18U Totals			28	n/a	8	12	20	n/a	8	n/a	n/a	n/a	n/a	n/a	4	1	1	2	2



PETER QUENNEVILLE

PEET-uhr KWEHN-vihl

POSITION

CENTER

SHOOTS

RIGHT

DRAFTED

2013 (Round 7, 195th Overall)

HEIGHT

5-11

WEIGHT

191

DOB

03/09/94

BIRTHPLACE

EDMONTON, ALBERTA

CAREER RECORD

REGULAR SEASON

PLAYOFFS

YEAR	TEAM	LEAGUE	GP	TOI	G	A	PTS	+/-	PIM	PP	SH	GW	S	S%	GP	G	A	PTS	PIM
2010-11	Sherwood Park	AJHL	54	n/a	6	16	22	n/a	8	n/a	n/a	n/a	n/a	n/a	3	0	0	0	0
2011-12	Sherwood Park	AJHL	53	n/a	31	50	81	n/a	22	n/a	n/a	n/a	n/a	n/a	10	4	4	8	10
2012-13	Dubuque	USHL	63	n/a	33	37	70	29	18	9	0	5	237	13.9	9	6	3	9	2
2013-14	Quinnipiac	ECAC	5	n/a	0	4	4	1	2	0	0	0	8	0.0
	Brandon	WHL	44	n/a	21	31	52	-11	10	7	0	0	n/a	n/a	8	1	3	4	4
2014-15	Brandon	WHL	72	n/a	27	48	75	20	20	12	0	4	n/a	n/a	19	10	10	20	4
2015-16	Lake Erie	AHL	1	n/a	0	0	0	0	0	0	0	0	0	0.0
	Cincinnati	ECHL	58	n/a	11	15	26	5	34	1	0	1	101	10.9
AHL Totals			1	...	0	0	0	0	0	0	0	0	0	0.0
ECHL Totals			58	...	11	15	26	5	34	1	0	1	101	10.9
WHL Totals			116	...	48	79	127	9	30	19	0	4	27	11	13	24	8
NCAA Totals			5	...	0	4	4	1	2	0	0	0	8	0.0
USHL Totals			63	...	33	37	70	29	18	9	0	5	237	13.9	9	6	3	9	2
AJHL Totals			107	...	37	66	103	...	30	13	4	4	8	10



SAM RUOPP

SAM ROO-awp

POSITION

DEFENSE

CATCHES

LEFT

DRAFTED

2015 (Round 5, 129th Overall)

HEIGHT

6-3

WEIGHT

195

DOB

6/03/96

BIRTHPLACE

REGINA, SASKATCHEWAN

CAREER RECORD

REGULAR SEASON

PLAYOFFS

YEAR	TEAM	LEAGUE	GP	TOI	G	A	PTS	+/-	PIM	PP	SH	GW	S	S%	GP	G	A	PTS	PIM
2011-12	Regina	SMHL	41	n/a	0	10	10	n/a	44	n/a	n/a	n/a	n/a	n/a
2012-13	Regina	SMHL	37	n/a	3	11	14	n/a	34	n/a	n/a	n/a	n/a	n/a	8	0	2	2	4
	Prince George	WHL	6	n/a	0	0	0	0	0	0	0	0	n/a	n/a
2013-14	Prince George	WHL	64	n/a	5	11	16	-15	65	0	0	0	n/a	n/a
2014-15	Prince George	WHL	64	n/a	3	23	26	3	160	0	0	0	n/a	n/a	5	1	2	3	4
2015-16	Prince George	WHL	69	n/a	4	21	25	23	100	0	1	0	n/a	n/a	3	0	0	0	2
WHL Totals			203	...	12	55	67	11	325	0	1	0	8	1	2	3	6
SMHL Totals			78	...	3	21	24	...	78	8	0	2	2	4



KOLE SHERWOOD

KOHL SHUHR-wud

POSITION
RIGHT WING

SHOOTS
RIGHT

DRAFTED

Undrafted (Signed as a free agent on July 7, 2015)

HEIGHT

6-1

WEIGHT

201

DOB

1/22/97

BIRTHPLACE

COLUMBUS, OHIO

CAREER RECORD

REGULAR SEASON

PLAYOFFS

YEAR	TEAM	LEAGUE	GP	TOI	G	A	PTS	+/-	PIM	PP	SH	GW	S	S%	GP	G	A	PTS	PIM
2011-12	AAA Blue Jackets	T1EBHL	21	n/a	3	8	11	n/a	20	0	0	0	n/a	n/a
2012-13	AAA Blue Jackets	T1EHL U16	40	n/a	13	11	24	n/a	19	4	0	3	n/a	n/a	4	1	3	4	2
2013-14	AAA Blue Jackets	T1EHL U16	34	n/a	24	18	42	n/a	17	9	0	3	n/a	n/a
2014-15	AAA Blue Jackets	T1EHL U18	31	n/a	22	26	48	n/a	29	2	2	3	n/a	n/a	4	1	3	4	16
	Youngstown	USHL	3	n/a	1	1	2	2	0	0	0	0	3	33.3
2015-16	London	OHL	63	n/a	12	22	34	9	53	2	0	0	143	8.4	7	0	0	0	0
OHL Totals			63	n/a	12	22	34	9	53	2	0	0	143	8.4	7	0	0	0	0
USHL Totals			3	...	1	1	2	2	0	0	0	0	3	33.3
T1EHL U18 Totals			31	...	22	26	48	...	29	2	2	3	4	1	3	4	16
T1EHL U16 Totals			74	...	37	29	66	...	36	13	0	6	4	1	3	4	2



MARKUS SOBERG

MAHR-kuhs SHOH-buhrg

POSITION
RIGHT WING

SHOOTS
RIGHT

DRAFTED

2013 (Round 6, 165th Overall)

HEIGHT

6-0

WEIGHT

176

DOB

04/22/95

BIRTHPLACE

OSLO, NORWAY

CAREER RECORD

REGULAR SEASON

PLAYOFFS

YEAR	TEAM	LEAGUE	GP	TOI	G	A	PTS	+/-	PIM	PP	SH	GW	S	S%	GP	G	A	PTS	PIM
2011-12	Frölunda Jr.	SuperElit	25	n/a	5	5	10	3	14	n/a	n/a	n/a	n/a	n/a
	Frölunda U18	Sweden U18	27	n/a	26	16	42	n/a	26	n/a	n/a	n/a	n/a	n/a	4	1	2	3	6
2012-13	Frölunda Jr.	SuperElit	36	n/a	10	16	26	29	20	n/a	n/a	n/a	n/a	n/a	6	5	1	6	4
2013-14	Frolunda	SHL	1	n/a	0	0	0	n/a	0	0	0	0	1	0.0
	Frölunda Jr.	SuperElit	45	n/a	21	17	38	18	40	n/a	n/a	n/a	n/a	n/a	3	1	0	1	6
2014-15	Windsor	OHL	61	n/a	13	17	30	-16	26	2	1	0	n/a	n/a
2015-16	Windsor	OHL	22	n/a	3	5	8	-2	10	1	0	0	17	17.6
	Valerenga	Norway	13	n/a	1	3	4	-1	6	n/a	n/a	n/a	n/a	n/a	11	0	0	0	0
Norway Totals			13	...	1	3	4	-1	6	11	0	0	0	0
OHL Totals			83	...	16	22	38	-18	36	3	1	0
SHL Totals			1	...	0	0	0	n/a	0	0	0	0	1	0.0
SuperElit Totals			106	...	36	38	74	50	74	9	6	1	7	10



KEVIN STENLUND

KEH-vihn STEHN-luhnd

POSITION

CENTER

SHOOTS

RIGHT

DRAFTED

2015 (Round 2, 58th overall)

HEIGHT

6-4

WEIGHT

210

DOB

9/20/96

BIRTHPLACE

HUDDINGE, SWEDEN

CAREER RECORD			REGULAR SEASON												PLAYOFFS				
YEAR	TEAM	LEAGUE	GP	TOI	G	A	PTS	+/-	PIM	PP	SH	GW	S	S%	GP	G	A	PTS	PIM
2011-12	Botkyrka U20	SuperElit	2	n/a	0	0	0	n/a	0	n/a	n/a	n/a	n/a	n/a	5	3	0	3	4
	Botkyrka U18	Sweden-U18	16	n/a	24	15	39	n/a	44	n/a	n/a	n/a	n/a	n/a	5	4	4	8	20
2012-13	HV71 U18	Sweden-U18	5	n/a	1	2	3	-2	0	n/a	n/a	n/a	n/a	n/a
2013-14	HV71 U18	Sweden-U18	9	n/a	8	3	11	n/a	4	n/a	n/a	n/a	n/a	n/a
	HV71 U20	SuperElit	29	n/a	4	5	9	6	16	n/a	n/a	n/a	n/a	n/a	7	1	1	2	0
2014-15	HV71	SHL	17	n/a	1	0	1	-3	2	0	0	0	7	14.3
	HV71 U20	SuperElit	36	n/a	14	22	36	4	16	n/a	n/a	n/a	n/a	n/a	6	1	3	4	4
2015-16	HV71	SHL	43	n/a	1	1	2	-6	20	0	0	0	26	3.8	6	1	0	1	2
	HC Vita Hasten	Allsvenskan	1	n/a	0	0	0	-1	0	n/a	n/a	n/a	n/a	n/a
	HV71 Jr	SuperElit	17	n/a	5	19	24	11	31	n/a	n/a	n/a	n/a	n/a
SHL Totals			60	...	2	1	3	-9	22	0	0	0	33	6.0	6	1	3	4	4
Allsvenskan Totals			1	...	0	0	0	-1	0
SuperElit Totals			84	...	23	46	69	21	63	18	5	4	9	8
Sweden-U18 Totals			30	...	33	20	53	...	48	5	4	4	8	20



PETER THOME

PEE-tuhr TOW-mee

POSITION

GOALTENDER

CATCHES

LEFT

DRAFTED

2016 (Round 6, 155th overall)

HEIGHT

6-4

WEIGHT

202

DOB

5/24/97

BIRTHPLACE

MINNEAPOLIS, MINNESOTA

CAREER RECORD			REGULAR SEASON											PLAYOFFS					
YEAR	TEAM	LEAGUE	GP	W	L	OT	SO	GA	SA	SV%	GAA	MIN	GP	W-L	SO	GA	SV%	GAA	MIN
2013-14	Chicago	T1EHLU16	17	7	10	0	0	67	533	.874	4.10	883
2014-15	Chicago	T1EHLU18	19	12	5	1	3	35	509	.931	1.90	996	2	2.39
2015-16	Aberdeen	NAHL	47	17	21	9	4	113	1,590	.929	2.43	2,788
	Omaha	USHL	1	0	1	0	0	1	10	.900	1.89	32
USHL Totals			1	0	1	0	0	1	10	.900	1.89	32
NAHL Totals			47	17	21	9	4	113	1,590	.929	2.43	2,788



CALVIN THURKAUF

CAL-vin TUHR-kawf

POSITION

CENTER

SHOOTS

LEFT

DRAFTED

2016 (Round 7, 185th overall)

HEIGHT

6-1

WEIGHT

204

DOB

6/27/97

BIRTHPLACE

ZUG, SWITZERLAND

CAREER RECORD

REGULAR SEASON

PLAYOFFS

YEAR	TEAM	LEAGUE	GP	TOI	G	A	PTS	+/-	PIM	PP	SH	GW	S	S%	GP	G	A	PTS	PIM
2012-13	Zug U17	Elite Novizen	27	n/a	21	17	38	n/a	70	n/a	n/a	n/a	n/a	n/a	10	8	5	13	10
	Zug U20	Elite Jr. A	4	n/a	1	0	1	n/a	2	n/a	n/a	n/a	n/a	n/a	2	0	0	0	0
2013-14	Zug U17	Elite Novizen	4	n/a	3	4	7	n/a	16	n/a	n/a	n/a	n/a	n/a	4	1	3	4	35
	Zug U20	Elite Jr. A	8	n/a	1	1	2	n/a	6	n/a	n/a	n/a	n/a	n/a	2	0	0	0	4
2014-15	Zug U20	Elite Jr. A	38	n/a	11	10	21	n/a	54	n/a	n/a	n/a	n/a	n/a	12	1	1	2	20
	SC Langenthal	NLB	1	0	0	0	4
2015-16	Kelowna	WHL	61	n/a	18	27	45	19	54	8	0	2	18	2	6	8	16
WHL Totals			61	n/a	18	27	45	19	54	8	0	2	18	2	6	8	16
Zug U20			50	n/a	13	11	24	...	62	16	1	1	2	0



VEETI VAINIO

vee-eh-TAY VIGH-n'yoh

POSITION

DEFENSE

SHOOTS

RIGHT

DRAFTED

2015 (Round 5, 141st overall)

HEIGHT

6-2

WEIGHT

181

DOB

6/16/97

BIRTHPLACE

ESPOO, FINLAND

CAREER RECORD

REGULAR SEASON

PLAYOFFS

YEAR	TEAM	LEAGUE	GP	TOI	G	A	PTS	+/-	PIM	PP	SH	GW	S	S%	GP	G	A	PTS	PIM
2012-13	Blues U18	Finland-U18	27	n/a	2	9	11	n/a	30	n/a	n/a	n/a	n/a	n/a
2013-14	Blues U20	Jr. A SM-liiga	35	n/a	9	14	23	21	46	n/a	n/a	n/a	n/a	n/a	11	5	5	10	2
2014-15	Blues	Liiga	2	n/a	0	1	1	0	0	0	0	0	4	0.0	1	0	0	0	0
	Blues U20	Jr. A SM-liiga	42	n/a	13	31	44	22	42	n/a	n/a	n/a	n/a	n/a	5	2	5	7	4
2015-16	Blues	Liiga	30	n/a	0	4	4	-2	47	0	0	0	90	0.0
	KeuPa HT	Mestis	6	n/a	1	4	5	2	18	n/a	n/a	n/a	n/a	n/a
	Blues Jr.	Jr Liiga	1	n/a	0	0	0	0	0	n/a	n/a	n/a	n/a	n/a	2	2	0	2	2
Liiga Totals			32	n/a	0	5	5	-2	47	0	0	0	94	0.0	1	0	0	0	0
Mestis Totals			6	n/a	1	45	5	2	18	n/a	n/a	n/a	n/a	n/a
Jr. A SM-liiga Totals			78	...	22	45	67	43	88	18	9	10	19	8
Finland-U18 Totals			27	...	2	9	11	n/a	30



CLEVELAND MONSTERS

Quicken Loans Arena / 1 Center Ice / Cleveland, Ohio 44115
 clevelandmonsters.com/ p: 413.739.4625 / f: 413.739.3389

DIRECTORY



JOHN MADDEN

Majority Owner: Dan Gilbert
 President:..... Kerry Bubolz
 General Manager:..... Bill Zito
 Assistant General Manager:Blake Geoffrion
 Head Coach: John Madden
 Assistant Coach:Steve McCarthy
 Assistant Coach: Toby Petersen
 Goaltending Coach:..... Manny Legace
 Video Coach:.....Darryl Seward
 Strength & Conditioning Coach: Jeff Conkle
 Head Athletic Trainer:Tom Bourdon
 Equipment Manager:Dustin Halstead

Head Team Physician:.....Dr. Scott Singer
 Director of Hockey Affairs, Team Services:..... Jock Callander
 VP of Marketing & Communications:..... Pam Frasco
 VP of Broadcasting:Dave Dombrowski
 Sr. Director of Game Presentation: Matt Bettinger
 Director of Ticket Sales & Service: Matt Kalister
 Director of Corporate Partnership Sales & Service:.... Greg Prymicz
 Business Development Specialist:..... Kent Petrunger

Home Arena:Quicken Loans Arena
 Capacity:..... 20,500

John Madden was named head coach of the Columbus Blue Jackets' American Hockey League affiliate, the Cleveland Monsters, on August 29, 2016.

Prior to taking over as head coach of the club, he spent three seasons as an assistant coach with the Florida Panthers. During his stint in Florida, he helped the club win an Atlantic Division title in 2015-16 after posting franchise bests in wins and points with a 47-26-9 record (103 points). After going 29-45-8 (66 pts.) in 2013-14, Florida went 85-55-24 (.591 point percentage) over the past two seasons.

The Toronto, Ontario native was originally hired by Florida as a pro scout on September 26, 2013 before being named an assistant coach with the Panthers on November 8, 2013. Prior to joining the club, he served on the Montreal Canadiens scouting staff in 2012-13.

Madden completed a 13-year NHL playing career in 2011-12, helping the Panthers capture a Southeast Division championship. The center registered 165-183-348 with 219 penalty minutes and a +20 plus/minus rating in 898 career games with the Panthers, Minnesota Wild, Chicago Blackhawks and New Jersey Devils from 1998-2012. He helped the Devils capture Stanley Cups in 2000 and 2003 and won his third with the Blackhawks in 2010. He was awarded the Frank J. Selke Trophy as the NHL's best defensive forward in 2000-01 and was runner-up for the award in 2002-03, 2003-04 and 2007-08.

Madden also recorded 58-96-154 with 84 penalty minutes in 149 career AHL games with the Albany River Rats from 1997-99. Prior to turning pro, he collected 80-100-180 and 123 penalty minutes in 160 games at the University of Michigan from 1993-97. He helped the Wolverines capture the NCAA championship in 1996 and the CCHA championship in 1994, 1996 and 1997. He was named a Hobey Baker Award finalist in 1996-97 after tallying career highs in assists and points with 26-37-63 in 42 contests.

2016-17 SCHEDULE

OCT	DAY	OPPONENT	DEC	DAY	OPPONENT	FEB	DAY	OPPONENT
14	Fri.	ROCKFORD	17	Sat.	@ Chicago	24	Fri.	@ Charlotte
15	Sat.	ROCKFORD	20	Tue.	CHARLOTTE	25	Sat.	@ Charlotte
22	Sat.	@ Grand Rapids	22	Thu.	CHARLOTTE	28	Tue.	GRAND RAPIDS
23	Sun.	@ Rockford	28	Wed.	GRAND RAPIDS			
25	Tue.	@ Iowa	30	Fri.	GRAND RAPIDS			
27	Thu.	SAN ANTONIO						
28	Fri.	SAN ANTONIO						
30	Sun.	@ Chicago						
NOV	DAY	OPPONENT	JAN	DAY	OPPONENT	MAR	DAY	OPPONENT
3	Thu.	@ Manitoba	6	Fri.	@ Texas	4	Sat.	@ Chicago
5	Sat.	@ Manitoba	7	Sat.	@ Texas	8	Wed.	@ Milwaukee
9	Wed.	@ Grand Rapids	13	Fri.	@ Charlotte	9	Thu.	@ Chicago
11	Fri.	CHICAGO	14	Sat.	@ Charlotte	12	Sun.	@ San Antonio
12	Sat.	CHICAGO	18	Wed.	ROCKFORD	14	Tue.	@ San Antonio
17	Thu.	MILWAUKEE	20	Fri.	ROCKFORD	17	Fri.	TEXAS
19	Sat.	MILWAUKEE	21	Sat.	@ Grand Rapids	18	Sat.	TEXAS
23	Wed.	@ Rockford	24	Tue.	@ Milwaukee	21	Tue.	CHICAGO
25	Fri.	@ Grand Rapids	26	Thu.	CHICAGO	22	Wed.	CHICAGO
26	Sat.	GRAND RAPIDS	28	Sat.	CHICAGO	24	Fri.	IOWA
30	Wed.	@ Grand Rapids				26	Sun.	IOWA
						28	Tue.	CHARLOTTE
						30	Thu.	CHARLOTTE
DEC	DAY	OPPONENT	FEB	DAY	OPPONENT	APR	DAY	OPPONENT
2	Fri.	MILWAUKEE	4	Sat.	IOWA	1	Sat.	@ Chicago
3	Sat.	MILWAUKEE	7	Tue.	@ Milwaukee	2	Sun.	@ Iowa
6	Tue.	GRAND RAPIDS	8	Wed.	@ Iowa	4	Tue.	@ Iowa
9	Fri.	@ Manitoba	10	Fri.	MANITOBA	7	Fri.	@ Milwaukee
10	Sat.	@ Manitoba	12	Sun.	MANITOBA	8	Sat.	@ Grand Rapids
14	Wed.	IOWA	15	Wed.	@ Rockford	9	Sun.	GRAND RAPIDS
16	Fri.	IOWA	17	Fri.	@ Rockford	13	Thu.	MANITOBA
			19	Sun.	@ Iowa	14	Fri.	MANITOBA
			20	Mon.	@ Iowa			
			22	Wed.	@ Chicago			

2015-16 AHL STANDINGS

EASTERN CONFERENCE

ATLANTIC	GP	W	L	OTL	SOL	GF	GA	PTS
Hershey	76	43	21	5	7	259	220	98
Providence	76	41	22	9	4	238	198	95
W-B/Scranton	76	43	27	4	2	230	203	92
Portland	76	41	27	6	2	215	207	90
Bridgeport	76	40	29	4	3	209	220	87
Hartford	76	41	32	3	0	202	199	85
Lehigh Valley	76	34	35	4	3	215	222	75
Springfield	76	26	42	3	5	194	26	60

NORTH	GP	W	L	OTL	SOL	GF	GA	PTS
Toronto	76	54	16	5	1	294	191	114
Albany	76	46	20	8	2	212	167	102
Utica	76	38	26	8	4	224	217	88
Syracuse	76	32	29	11	4	213	240	79
St. John's	76	32	33	8	3	208	239	75
Rochester	76	34	38	3	1	199	249	72
Binghamton	76	31	38	6	1	204	241	69

WESTERN CONFERENCE

CENTRAL	GP	W	L	OTL	SOL	GF	GA	PTS
Milwaukee	76	48	23	3	2	224	193	101
Lake Erie	76	43	22	6	5	211	188	97
Rockford	76	40	22	10	4	214	205	94
Grand Rapids	76	44	30	1	1	238	195	90
Charlotte	76	36	32	3	5	214	229	80
Chicago	76	33	35	5	3	194	228	74
Manitoba	76	26	41	4	5	180	250	61
Iowa	76	24	41	5	6	169	225	59

PACIFIC	GP	W	L	OTL	SOL	GF	GA	PTS
Ontario	68	44	19	4	1	192	138	93
San Diego	68	39	23	4	2	208	200	84
Texas	76	40	25	8	3	277	246	91
San Jose	68	31	26	8	3	198	193	73
Bakersfield	68	31	28	7	2	212	222	71
Stockton	68	32	32	2	2	194	224	68
San Antonio	76	33	35	8	0	213	240	74

2015-16 FINAL STATISTICS - LAKE ERIE MONSTERS

No.	Player	Pos	GP	G	A	P	+/-	PIM	PP	SH	GW	OT	S	%
18	T.J. Tynan	C	76	6	40	46	7	38	2	0	0	0	141	4.3
39	Michael Chaput	C	63	16	29	45	6	31	2	0	7	2	117	13.7
27	Daniel Zaar	RW	71	21	22	43	-6	22	4	0	2	1	207	10.1
77	Josh Anderson	RW	58	18	21	39	14	108	2	2	3	0	140	12.9
25	Alex Broadhurst	C	60	10	26	36	-3	14	5	0	3	0	98	10.2
22	Sonny Milano *	LW	54	14	17	31	12	22	6	0	3	0	98	14.3
29	Oliver Bjorkstrand *	RW	51	17	12	29	0	10	5	0	3	0	144	11.8
13	Trent Vogelhuber	LW	70	11	16	27	13	65	1	3	1	0	88	12.5
5	John Ramage	D	68	8	19	27	5	67	2	1	1	0	143	5.6
16	Kerby Rychel	LW	37	6	21	27	1	53	2	0	1	0	88	6.8
6	Michael Paliotta *	D	68	8	15	23	4	29	3	0	3	0	151	5.3
12	Ryan Craig	LW	60	9	11	20	1	38	3	0	1	0	104	8.7
37	Markus Hannikainen *	LW	50	7	13	20	6	20	2	0	1	1	139	5.0
26	Jaime Sifers	D	67	5	14	19	18	86	0	0	1	0	103	4.9
3	Dillon Heatherington *	D	63	3	16	19	17	50	0	0	0	0	78	3.8
28	Lukas Sedlak	C	54	14	4	18	13	27	0	1	3	0	91	15.4
4	Mark Cundari	D	34	3	5	8	-7	29	1	0	0	0	47	6.4
		SJ	7	3	3	6	3	8	0	0	0	0	16	18.8
		LE												
		TOT	41	6	8	14	-4	37	1	0	0	0	63	9.5
23	Steve Eminger	D	19	5	9	14	0	14	2	0	1	0	27	18.5
14	Dean Kukan	D	33	3	10	13	3	8	1	0	1	0	41	7.3
7	Nick Moutrey *	LW	53	6	5	11	-1	39	2	1	1	0	66	9.1
44	Justin Falk	D	32	2	7	9	3	43	0	0	0	0	50	4.0
2	Andrew Bodnarchuk +	D	14	2	6	8	1	10	0	0	1	0	26	7.7
10	Joe Devin +	LW	16	5	2	7	3	2	1	0	1	0	26	19.2
20	Manny Malhotra +	C	23	4	2	6	-7	6	1	3	1	0	36	11.1
21	Derek DeBlois **	RW	35	3	2	5	-4	23	0	0	1	0	54	5.6
4	Eric Roy **	D	10	1	3	4	6	0	1	0	0	0	12	8.3
24	Oleg Yevenko *	D	54	1	3	4	-5	152	0	0	0	0	38	2.6
8	Zach Werenski *	D	7	1	0	1	2	0	0	0	1	1	19	5.3
4	Steve Weinstein **	D	4	0	1	1	0	0	0	0	0	0	3	0.0
2	Steve McCarthy	D	17	0	1	1	-3	6	0	0	0	0	16	0.0
31	Anton Forsberg	G	41	0	1	1	0	2	0	0	0	0	0	0.0
56	Brett Gallant	LW	48	0	1	1	-9	151	0	0	0	0	30	0.0
4	Austin Madaisky +	D	1	0	0	0	0	0	0	0	0	0	3	0.0
19	Peter Quenneville **	C	1	0	0	0	0	0	0	0	0	0	0	0.0
23	Vinny Saponari +	RW	1	0	0	0	0	0	0	0	0	0	1	0.0
10	Paul Bittner +	LW	2	0	0	0	1	0	0	0	0	0	5	0.0
71	Austin Farley **	LW	2	0	0	0	0	0	0	0	0	0	3	0.0
17	Seth Ambroz **	RW	3	0	0	0	-2	0	0	0	0	0	4	0.0
20	Blake Tatchell **	C	5	0	0	0	0	0	0	0	0	0	4	0.0
8	Jan Hejda +	D	11	0	0	0	0	0	0	0	0	0	16	0.0
70	Joonas Korpisalo *	G	18	0	0	0	0	0	0	0	0	0	0	0.0
30	Brad Thiessen +	G	22	0	0	0	0	4	0	0	0	0	0	0.0
	BENCH		76	2	0	0	0	14	0	0	0	0	2	100.0
TOTALS			76	211	352	561	99	1,162	47	11	41	5	2,428	8.7

NO.	GOALTENDER	GP	MIN	W	L	OT	SO	SA	SV	SV%	GA	GAA
30	Brad Thiessen +	22	1,231:07	12	4	4	3	566	526	.929	40	1.95
70	Joonas Korpisalo *	18	1,066:24	8	8	2	2	481	439	.913	42	2.36
31	Anton Forsberg	41	2,302:13	23	10	5	2	1064	972	.914	92	2.40
	Empty Net		25:43	0	0	0	0	9	0	.000	9	...
	Totals	76	4,625:27	43	22	11	7	2,120	1,937	.914	183	2.37

+ Inactive * Rookie



2015-16 SEASON IN REVIEW



EASTERN CONFERENCE

ATLANTIC	RANK	GP	W	L	OT	PTS	GF	GA
Florida	(3)	82	47	26	9	103	239	203
Tampa Bay	(6)	82	46	31	5	97	227	201
Detroit	(8)	82	41	30	11	93	211	224
Boston	(9)	82	42	31	9	93	240	230
Ottawa	(11)	82	38	35	9	85	236	247
Montreal	(13)	82	38	38	6	82	221	236
Buffalo	(14)	82	35	36	11	81	201	222
Toronto	(16)	82	29	42	11	69	198	240

METROPOLITAN	RANK	GP	W	L	OT	PTS	GF	GA
Washington	(1)	82	56	18	8	120	252	193
Pittsburgh	(2)	82	48	26	8	104	245	203
NY Rangers	(4)	82	46	27	9	101	236	217
NY Islanders	(5)	82	45	27	10	100	232	216
Philadelphia	(7)	82	41	27	14	96	214	218
Carolina	(10)	82	35	31	16	86	198	226
New Jersey	(12)	82	38	36	8	84	184	208
Columbus	(15)	82	34	40	8	76	219	252

WESTERN CONFERENCE

CENTRAL	RANK	GP	W	L	OT	PTS	GF	GA
Dallas	(1)	82	50	23	9	109	267	230
St Louis	(2)	82	49	24	9	107	224	201
Chicago	(3)	82	47	26	9	103	235	209
Nashville	(7)	82	41	27	14	96	228	215
Minnesota	(8)	82	38	33	11	87	216	206
Colorado	(9)	82	39	39	4	82	216	240
Winnipeg	(11)	82	35	39	8	78	215	239

PACIFIC	RANK	GP	W	L	OT	PTS	GF	GA
Anaheim	(4)	82	46	25	11	103	218	192
Los Angeles	(5)	82	48	28	6	102	225	195
San Jose	(6)	82	46	30	6	98	241	210
Arizona	(10)	82	35	39	8	78	209	245
Calgary	(12)	82	35	40	7	77	231	260
Vancouver	(13)	82	31	38	13	75	191	243
Edmonton	(14)	82	31	43	8	70	203	245

2015-16 NHL LEADERS

INDIVIDUAL SCORING LEADERS

RK	PLAYER	TEAM	GP	TOI/G	G	A	PTS	+/-	PIM	PP	SHG	GW	S	S%
1	Patrick Kane	CHI	82	20:24	46	60	106	17	30	17	0	9	287	16.0
2	Jamie Benn	DAL	82	20:01	41	48	89	7	64	17	2	5	247	16.6
3	Sidney Crosby	PIT	80	20:28	36	49	85	19	42	10	0	9	248	14.5
	Joe Thornton	SJS	82	18:21	19	63	82	25	54	8	0	6	121	15.7
5	Erik Karlsson	OTT	82	28:58	16	66	82	-2	50	1	0	3	248	6.5
6	Joe Pavelski	SJS	82	19:48	38	40	78	25	30	12	0	11	224	17.0
	Johnny Gaudreau	CGY	79	19:55	30	48	78	4	20	6	0	6	217	13.8
	Blake Wheeler	WPG	82	19:47	26	52	78	8	49	3	2	5	256	10.2
9	Artemi Panarin *	CHI	80	18:31	30	47	77	8	32	8	0	7	187	16.0
	Evgeny Kuznetsov	WSH	82	17:24	20	57	77	27	32	5	0	4	193	10.4
11	Brent Burns	SJS	82	25:51	27	48	75	-5	53	7	1	4	353	7.6
12	Vladimir Tarasenko	STL	80	18:38	40	34	74	7	37	12	0	7	292	13.7
	Anze Kopitar	LAK	81	20:52	25	49	74	34	16	5	1	8	177	14.1
14	Tyler Seguin	DAL	72	19:26	33	40	73	2	16	7	0	6	278	11.9
15	Alex Ovechkin	WSH	79	20:18	50	21	71	21	53	19	0	8	398	12.6
16	John Tavares	NYI	78	19:59	33	37	70	6	38	7	0	5	250	13.2
	Nicklas Backstrom	WSH	75	19:10	20	50	70	17	36	3	0	4	129	15.5
18	Patrice Bergeron	BOS	80	19:50	32	36	68	12	49	12	1	6	282	11.3
19	Claude Giroux	PHI	78	20:32	22	45	67	-8	53	6	1	5	241	9.1
	Kris Letang	PIT	71	26:56	16	51	67	9	66	5	0	2	218	7.3
21	Nikita Kucherov	TBL	77	18:12	30	36	66	9	30	9	0	4	209	14.4
	Jaromir Jagr	FLA	79	17:04	27	39	66	23	48	5	0	4	143	18.9
23	Taylor Hall	EDM	82	19:12	26	39	65	-4	54	4	0	6	286	9.1
24	Steven Stamkos	TBL	77	19:45	36	28	64	3	38	14	1	8	216	16.7
	Filip Forsberg	NSH	82	19:03	33	31	64	1	47	8	1	3	247	13.4

DEFENSEMEN SCORING LEADERS

RK	PLAYER	TEAM	GP	TOI/G	G	A	PTS	+/-	PIM	PP	SHG	GW	S	S%
1	Erik Karlsson	OTT	82	28:58	16	66	82	-2	50	1	0	3	248	6.5
2	Brent Burns	SJS	82	25:51	27	48	75	-5	53	7	1	4	353	7.6
3	Kris Letang	PIT	71	26:56	16	51	67	9	66	5	0	2	218	7.3
4	Roman Josi	NSH	81	25:29	14	47	61	-3	43	6	1	3	198	7.1
5	John Klingberg	DAL	76	22:41	10	48	58	22	30	2	0	4	171	5.8
6	Mark Giordano	CGY	82	24:47	21	35	56	-5	54	9	1	2	212	9.9
7	Oliver Ekman-Larsson	ARI	75	24:46	21	34	55	-6	96	12	0	8	228	9.2
8	Dustin Byfuglien	WPG	81	25:12	19	34	53	4	119	3	1	6	247	7.7
9	Shea Weber	NSH	78	25:22	20	31	51	-7	27	14	0	1	189	10.6
	Drew Doughty	LAK	82	28:01	14	37	51	24	52	9	1	3	197	7.1
	Ryan Suter	MIN	82	28:35	8	43	51	10	30	3	1	2	188	4.3
	P.K. Subban	MTL	68	26:21	6	45	51	4	75	2	0	0	176	3.4
13	Brent Seabrook	CHI	81	22:49	14	35	49	6	32	6	0	3	167	8.4
	Tyson Barrie	COL	78	23:11	13	36	49	-16	31	3	1	5	172	7.6
15	Victor Hedman	TBL	78	23:03	10	37	47	21	46	1	0	0	180	5.6
	Keith Yandle	NYR	82	19:57	5	42	47	-4	40	2	0	1	160	3.1
17	Shayne Gostisbehere *	PHI	64	20:05	17	29	46	8	24	8	0	5	152	11.2
18	TJ Brodie	CGY	70	25:15	6	39	45	4	18	2	0	1	79	7.6
19	Kevin Shattenkirk	STL	72	22:25	14	30	44	-14	51	6	0	1	180	7.8
	Andrei Markov	MTL	82	23:50	5	39	44	-6	38	4	0	0	117	4.3
	Torey Krug	BOS	81	21:36	4	40	44	9	33	1	0	1	244	1.6
22	Dougie Hamilton	CGY	82	19:46	12	31	43	-14	46	5	0	3	190	6.3
	Duncan Keith	CHI	67	25:14	9	34	43	13	26	4	0	4	130	6.9
24	Rasmus Ristolainen	BUF	82	25:16	9	32	41	-21	33	4	0	1	202	4.5
25	Jake Muzzin	LAK	82	23:03	8	32	40	7	64	1	0	1	203	3.9
	Nick Leddy	NYI	81	22:37	5	35	40	-9	25	3	0	1	121	4.1
27	Marc-Edouard Vlasic	SJS	67	23:07	8	31	39	15	48	2	0	0	116	6.9

* Rookie

INDIVIDUAL LEADERS

GOALS

RK	PLAYER	TEAM	GP	G
1	Alex Ovechkin	WSH	79	50
2	Patrick Kane	CHI	82	46
3	Jamie Benn	DAL	82	41
4	Vladimir Tarasenko	STL	80	40
5	Joe Pavelski	SJS	82	38
6	Brad Marchand	BOS	77	37
7	Steven Stamkos	TBL	77	36
	Sidney Crosby	PIT	80	36
9	Corey Perry	ANA	82	34
10	Jason Spezza	DAL	75	33
	Filip Forsberg	NSH	82	33
	John Tavares	NYI	78	33
	Tyler Seguin	DAL	72	33
14	Wayne Simmonds	PHI	81	32
	Patrice Bergeron	BOS	80	32

ASSISTS

RK	PLAYER	TEAM	GP	A
1	Erik Karlsson	OTT	82	66
2	Joe Thornton	SJS	82	63
3	Patrick Kane	CHI	82	60
4	Evgeny Kuznetsov	WSH	82	57
5	Blake Wheeler	WPG	82	52
6	Kris Letang	PIT	71	51
7	Ryan Getzlaf	ANA	77	50
	Nicklas Backstrom	WSH	75	50
9	Anze Kopitar	LAK	81	49
	Sidney Crosby	PIT	80	49
11	John Klingberg	DAL	76	48
	Brent Burns	SJS	82	48
	Johnny Gaudreau	CGY	79	48
	Jamie Benn	DAL	82	48

+/- RATING

RK	PLAYER	TEAM	GP	+/-
1	Tyler Toffoli	LAK	82	35
2	Anze Kopitar	LAK	81	34
3	Brian Campbell	FLA	82	31
4	Chris Kunitz	PIT	80	29
5	Colton Parayko *	STL	79	28
6	Olli Maatta	PIT	67	27
	James Neal	NSH	82	27
	Evgeny Kuznetsov	WSH	82	27
9	Ryan McDonagh	NYR	73	26
	Milan Lucic	LAK	81	26
11	Jussi Jokinen	FLA	81	25
	Joe Pavelski	SJS	82	25
	Joe Thornton	SJS	82	25
14	Drew Doughty	LAK	82	24
15	Jaromir Jagr	FLA	79	23

POWER PLAY GOALS

RK	PLAYER	TEAM	GP	PPG
1	Alex Ovechkin	WSH	79	19
2	Jamie Benn	DAL	82	17
	Patrick Kane	CHI	82	17
4	Steven Stamkos	TBL	77	14
	Shea Weber	NSH	78	14
6	Jarome Iginla	COL	82	13
	Wayne Simmonds	PHI	81	13
8	Shane Doan	ARI	72	12
	Justin Faulk	CAR	64	12
	Corey Perry	ANA	82	12
	Vladimir Tarasenko	STL	80	12
	Patrice Bergeron	BOS	80	12
	Oliver Ekman-Larsson	ARI	75	12
	Joe Pavelski	SJS	82	12

POWER PLAY ASSISTS

RK	PLAYER	TEAM	GP	PPA
1	Nicklas Backstrom	WSH	75	27
2	Erik Karlsson	OTT	82	25
3	Brent Burns	SJS	82	23
4	Jakub Voracek	PHI	73	22
	P.K. Subban	MTL	68	22
	Kris Letang	PIT	71	22
7	Claude Giroux	PHI	78	21
	Joe Thornton	SJS	82	21
9	Henrik Zetterberg	DET	82	20
	Keith Yandle	NYR	82	20
	John Klingberg	DAL	76	20
	Kevin Shattenkirk	STL	72	20
	Patrick Kane	CHI	82	20
14	Alexander Steen	STL	67	19
	Brent Seabrook	CHI	81	19

POWER PLAY POINTS

RK	PLAYER	TEAM	GP	PPP
1	Patrick Kane	CHI	82	37
2	Nicklas Backstrom	WSH	75	30
	Brent Burns	SJS	82	30
	Jamie Benn	DAL	82	30
5	Joe Thornton	SJS	82	29
6	Joe Pavelski	SJS	82	28
7	Kris Letang	PIT	71	27
	Claude Giroux	PHI	78	27
	Evgeni Malkin	PIT	57	27
	Oliver Ekman-Larsson	ARI	75	27
11	Erik Karlsson	OTT	82	26
	Kevin Shattenkirk	STL	72	26
	Shea Weber	NSH	78	26

SHORTHANDED GOALS

RK	PLAYER	TEAM	GP	SHG
1	Jean-Gabriel Pageau	OTT	82	7
2	Zack Smith	OTT	81	5
3	Eric Fehr	PIT	55	4
	Brad Marchand	BOS	77	4
	Jonathan Toews	CHI	80	4
6	Kyle Brodziak	STL	76	3
	Derek Stepan	NYR	72	3
	Marian Hossa	CHI	64	3
	Artem Anisimov	CHI	77	3
	Mikael Backlund	CGY	82	3
	Cody Eakin	DAL	82	3
	Paul Byron	MTL	62	3
	Matt Cullen	PIT	82	3

SHORTHANDED ASSISTS

RK	PLAYER	TEAM	GP	SHA
1	Scottie Upshall	STL	70	3
	David Krejci	BOS	72	3
	Kris Letang	PIT	71	3
	Niklas Hjalmarsson	CHI	81	3
	Jeff Petry	MTL	51	3
	Jared Spurgeon	MIN	77	3
	Curtis Lazar	OTT	76	3
	Jamie Benn	DAL	82	3
	Matt Cullen	PIT	82	3
	Jonathan Toews	CHI	80	3

SHORTHANDED POINTS

RK	PLAYER	TEAM	GP	SHP
1	Jean-Gabriel Pageau	OTT	82	9
2	Jonathan Toews	CHI	80	7
3	Matt Cullen	PIT	82	6
	Brad Marchand	BOS	77	6
	Zack Smith	OTT	81	6
	Jamie Benn	DAL	82	5
	Paul Byron	MTL	62	5

GAME-WINNING GOALS

RK	PLAYER	TEAM	GP	G
1	Joe Pavelski	SJS	82	11
2	Sidney Crosby	PIT	80	9
	Patrick Kane	CHI	82	9
4	Aleksander Barkov	FLA	66	8
	Oliver Ekman-Larsson	ARI	75	8
	Steven Stamkos	TBL	77	8
	Alex Ovechkin	WSH	79	8
	Jonathan Toews	CHI	80	8
	Adam Henrique	NJD	80	8
	Anze Kopitar	LAK	81	8

SHOTS

RK	PLAYER	TEAM	GP	S
1	Alex Ovechkin	WSH	79	398
2	Brent Burns	SJS	82	353
3	Max Pacioretty	MTL	82	303
4	Vladimir Tarasenko	STL	80	292
5	Patrick Kane	CHI	82	287
6	Taylor Hall	EDM	82	286
7	Patrice Bergeron	BOS	80	282
8	Tyler Seguin	DAL	72	278
9	Phil Kessel	PIT	82	274
10	Evander Kane	BUF	65	271

SHOOTING PERCENTAGE

RK	PLAYER	TEAM	GP	G	S	S%
1	Zack Smith	OTT	81	25	121	20.7
2	Adam Henrique	NJD	80	30	149	20.1
3	Anthony Duclair *	ARI	81	20	105	19.0
	Joe Colborne	CGY	73	19	100	19.0
5	Jaromir Jagr	FLA	79	27	143	18.9
6	Jannik Hansen	VAN	67	22	117	18.8
7	Joe Pavelski	SJS	82	38	224	17.0
8	Steven Stamkos	TBL	77	36	216	16.7
	Evgeni Malkin	PIT	57	27	162	16.7
10	Jamie Benn	DAL	82	41	247	16.6

* Rookie

GOALS

RK	PLAYER	TEAM	GP	G
1	Artemi Panarin	CHI	80	30
2	Jack Eichel	BUF	81	24
3	Sam Reinhart	BUF	79	23
	Dylan Larkin	DET	80	23
5	Anthony Duclair	ARI	81	20
6	Sam Bennett	CGY	77	18
	Robby Fabbri	STL	72	18
	Max Domi	ARI	81	18
9	Shayne Gostisbehere	PHI	64	17
10	Connor McDavid	EDM	45	16
11	Mattias Janmark	DAL	73	15
	Nikolaj Ehlers	WPG	72	15
13	Oscar Lindberg	NYR	68	13
14	Joonas Donskoi	SJS	76	11

ASSISTS

RK	PLAYER	TEAM	GP	A
1	Artemi Panarin	CHI	80	47
2	Max Domi	ARI	81	34
3	Connor McDavid	EDM	45	32
	Jack Eichel	BUF	81	32
5	Shayne Gostisbehere	PHI	64	29
6	Joonas Donskoi	SJS	76	25
7	Ben Hutton	VAN	75	24
	Colton Parayko	STL	79	24
	Anthony Duclair	ARI	81	24
10	Nikolaj Ehlers	WPG	72	23
11	Dylan Larkin	DET	80	22
12	Robby Fabbri	STL	72	19
	Sam Reinhart	BUF	79	19

+/- RATING

RK	PLAYER	TEAM	GP	+/-
1	Colton Parayko	STL	79	28
2	Oscar Lindberg	NYR	68	12
	Mattias Janmark	DAL	73	12
	Anthony Duclair	ARI	81	12
5	Erik Gustafsson	CHI	41	11
	Dylan Larkin	DET	80	11
7	Dean Kukan	CBJ	8	9
	Dennis Rasmussen	CHI	44	9
	Radek Faksa	DAL	45	9
10	Andrew Copp	WPG	77	8
	Shayne Gostisbehere	PHI	64	8
	Artemi Panarin	CHI	80	8
13	Dylan McIlrath	NYR	34	7
	Shea Theodore	ANA	19	7
	Brandon Davidson	EDM	51	7

POWER PLAY GOALS

RK	PLAYER	TEAM	GP	PPG
1	Sam Reinhart	BUF	79	8
	Anthony Duclair	ARI	81	8
	Jack Eichel	BUF	81	8
	Shayne Gostisbehere	PHI	64	8
	Artemi Panarin	CHI	80	8
6	Dylan Larkin	DET	80	4
	Joseph Blandisi	NJD	41	4
	Jonathan Marchessault	TBL	45	4
	Nikolaj Ehlers	WPG	72	4
10	Sergey Kalinin	NJD	78	3
	Colton Parayko	STL	79	3
	Joonas Donskoi	SJS	76	3
	Sam Bennett	CGY	77	3
	Connor McDavid	EDM	45	3
	Max Domi	ARI	81	3

POWER PLAY ASSISTS

RK	PLAYER	TEAM	GP	PPA
1	Artemi Panarin	CHI	80	16
2	Shayne Gostisbehere	PHI	64	14
3	Jack Eichel	BUF	81	13
4	Max Domi	ARI	81	12
5	Connor McDavid	EDM	45	11
6	Ben Hutton	VAN	75	7
	Nikolaj Ehlers	WPG	72	7
8	Noah Hanifin	CAR	79	6
	Robby Fabbri	STL	72	6
10	Colin Miller	BOS	42	5
	Joonas Donskoi	SJS	76	5
	Sam Bennett	CGY	77	5

POWER PLAY POINTS

RK	PLAYER	TEAM	GP	PPP
1	Artemi Panarin	CHI	80	24
2	Shayne Gostisbehere	PHI	64	22
3	Jack Eichel	BUF	81	21
4	Max Domi	ARI	81	15
5	Connor McDavid	EDM	45	14
6	Anthony Duclair	ARI	81	12
7	Nikolaj Ehlers	WPG	72	11
8	Sam Reinhart	BUF	79	10
9	Robby Fabbri	STL	72	8
	Joonas Donskoi	SJS	76	8
	Sam Bennett	CGY	77	8
12	Ben Hutton	VAN	75	7
	Noah Hanifin	CAR	79	7
	Colton Parayko	STL	79	7
	Jonathan Marchessault	TBL	45	7

SHORTHANDED GOALS

RK	PLAYER	TEAM	GP	SHG
1	Tom Kuhnhackl	PIT	42	2
2	Alan Quine	NYI	2	1
	Oskar Sundqvist	PIT	18	1
	Andreas Athanasiou	DET	37	1
	Tim Schaller	BUF	17	1
	Mattias Janmark	DAL	73	1
	Jordan Martinook	ARI	81	1

SHORTHANDED ASSISTS

RK	PLAYER	TEAM	GP	SHA
1	Joel Armia	WPG	43	2
2	Brandon Davidson	EDM	51	1
	Alexey Marchenko	DET	66	1
	Klas Dahlbeck	ARI	71	1
	Miikka Salomaki	NSH	61	1
	Jacob Slavin	CAR	63	1
	Connor Brown	TOR	7	1
	Darnell Nurse	EDM	69	1
	Max Domi	ARI	81	1
	Frederik Gauthier	TOR	7	1
	Trevor van Riemsdyk	CHI	82	1
	Garnet Hathaway	CGY	14	1
	Jordan Martinook	ARI	81	1

SHORTHANDED POINTS

RK	PLAYER	TEAM	GP	SHP
1	Joel Armia	WPG	43	2
	Jordan Martinook	ARI	81	2
	Tom Kuhnhackl	PIT	42	2

GAME-WINNING GOALS

RK	PLAYER	TEAM	GP	G
1	Artemi Panarin	CHI	80	7
2	Connor McDavid	EDM	45	5
	Shayne Gostisbehere	PHI	64	5
	Dylan Larkin	DET	80	5
	Jack Eichel	BUF	81	5
6	Viktor Arvidsson	NSH	56	3
	Robby Fabbri	STL	72	3
	Mattias Janmark	DAL	73	3
	Colton Parayko	STL	79	3
	Sam Reinhart	BUF	79	3

SHOTS

RK	PLAYER	TEAM	GP	S
1	Jack Eichel	BUF	81	238
2	Dylan Larkin	DET	80	221
3	Artemi Panarin	CHI	80	187
4	Nikolaj Ehlers	WPG	72	167
5	Colton Parayko	STL	79	165
	Sam Reinhart	BUF	79	165
7	Max Domi	ARI	81	156
8	Shayne Gostisbehere	PHI	64	152
9	Viktor Arvidsson	NSH	56	139
10	Sam Bennett	CGY	77	136

SHOOTING PERCENTAGE

RK	PLAYER	TEAM	GP	G	S	S%
1	Anthony Duclair	ARI	81	20	105	19.0
2	Artemi Panarin	CHI	80	30	187	16.0
3	Robby Fabbri	STL	72	18	114	15.8
4	Connor McDavid	EDM	45	16	105	15.2
5	Mattias Janmark	DAL	73	15	108	13.9
	Sam Reinhart	BUF	79	23	165	13.9
7	Sam Bennett	CGY	77	18	136	13.2
8	Max Domi	ARI	81	18	156	11.5
9	Oscar Lindberg	NYR	68	13	114	11.4
10	Shayne Gostisbehere	PHI	64	17	152	11.2

GOALTENDING LEADERS

GOALS-AGAINST AVERAGE

RK	PLAYER	TEAM	GP	MIN	GA	GAA	W	L	OT
1	Ben Bishop	TBL	61	3,584:38	123	2.06	35	21	4
2	John Gibson *	ANA	40	2,294:40	79	2.07	21	13	4
	Brian Elliott	STL	42	2,263:00	78	2.07	23	8	6
4	Cory Schneider	NJD	58	3,412:26	122	2.15	27	25	6
5	Al Montoya	FLA	25	1,351:14	49	2.18	12	7	3
6	Braden Holtby	WSH	66	3,841:11	141	2.20	48	9	7
7	Jonathan Quick	LAK	68	4,034:29	149	2.22	40	23	5
8	Antti Raanta	NYR	25	1,150:21	43	2.24	11	6	2
9	Martin Jones	SJS	65	3,785:52	143	2.27	37	23	4
	Michal Neuvirth	PHI	32	1,825:29	69	2.27	18	8	4
11	Marc-Andre Fleury	PIT	58	3,462:33	132	2.29	35	17	6
12	Jaroslav Halak	NYI	36	2,091:11	80	2.30	18	13	4
	Frederik Andersen	ANA	43	2,297:56	88	2.30	22	9	7
14	James Reimer	TOR/SJS	40	2,290:27	88	2.31	17	14	7
15	Petr Mrazek	DET	54	2,960:35	115	2.33	27	16	6

+ MINIMUM 25 GAMES PLAYED

WINS

RK	PLAYER	TEAM	GP	MIN	W	L	OT
1	Braden Holtby	WSH	66	3,841:11	48	9	7
2	Jonathan Quick	LAK	68	4,034:29	40	23	5
3	Martin Jones	SJS	65	3,785:52	37	23	4
4	Marc-Andre Fleury	PIT	58	3,462:33	35	17	6
	Corey Crawford	CHI	58	3,322:39	35	18	5
	Roberto Luongo	FLA	62	3,601:51	35	19	6
	Ben Bishop	TBL	61	3,584:38	35	21	4
	Henrik Lundqvist	NYR	65	3,772:22	35	21	7
9	Pekka Rinne	NSH	66	3,895:22	34	21	10
10	Devan Dubnyk	MIN	67	3,861:24	32	26	6
11	Tuukka Rask	BOS	64	3,678:03	31	22	8
	Craig Anderson	OTT	60	3,477:08	31	23	5
13	Cory Schneider	NJD	58	3,412:26	27	25	6
	Petr Mrazek	DET	54	2,960:35	27	16	6
	Semyon Varlamov	COL	57	3,159:25	27	25	3

SAVE PERCENTAGE

RK	PLAYER	TEAM	GP	MIN	GA	SA	SV%	W	L	OT
1	Brian Elliott	STL	42	2,263:00	78	1113	0.930	23	8	6
2	Ben Bishop	TBL	61	3,584:38	123	1672	0.926	35	21	4
3	Thomas Greiss	NYI	41	2,287:28	90	1197	0.925	23	11	4
4	Michal Neuvirth	PHI	32	1,825:29	69	908	0.924	18	8	4
	Corey Crawford	CHI	58	3,322:39	131	1718	0.924	35	18	5
	Cory Schneider	NJD	58	3,412:26	122	1597	0.924	27	25	6
7	James Reimer	SJS	40	2,290:27	88	1128	0.922	17	14	7
	Braden Holtby	WSH	66	3,841:11	141	1802	0.922	48	9	7
	Roberto Luongo	FLA	62	3,601:51	141	1801	0.922	35	19	6
10	Marc-Andre Fleury	PIT	58	3,462:33	132	1665	0.921	35	17	6
	Petr Mrazek	DET	54	2,960:35	115	1,448	0.921	27	16	6
12	John Gibson *	ANA	40	2,294:40	79	992	0.920	21	13	4
	Jake Allen	STL	47	2,583:22	101	1,260	0.920	26	15	3
	Henrik Lundqvist	NYR	65	3,772:22	156	1,944	0.920	35	21	7
	Chad Johnson	BUF	45	2,591:05	102	1,270	0.920	22	16	4
	Joonas Korpiälä *	CBJ	31	1,803:03	78	969	0.920	16	11	4

+ MINIMUM 25 GAMES PLAYED

SHUTOUTS

RK	PLAYER	TEAM	GP	MIN	SO	SA	W	L	OT
1	Corey Crawford	CHI	58	3,322:39	7	1718	35	18	5
2	Martin Jones	SJS	65	3,785:52	6	1734	37	23	4
	Ben Bishop	TBL	61	3,584:38	6	1672	35	21	4
	Jake Allen	STL	47	2,583:22	6	1260	26	15	3
5	Jonathan Quick	LAK	68	4,034:29	5	1820	40	23	5
	Marc-Andre Fleury	PIT	58	3,462:33	5	1665	35	17	6
	Devan Dubnyk	MIN	67	3,861:24	5	1829	32	26	6
8	Henrik Lundqvist	NYR	65	3,772:22	4	1944	35	21	7
	Roberto Luongo	FLA	62	3,601:51	4	1801	35	19	6
	Pekka Rinne	NSH	66	3,895:22	4	1744	34	21	10

* Rookie

GOALS FOR

RK	TEAM	TOTAL	GF/G
1	DAL	265	3.23
2	WSH	248	3.02
3	PIT	241	2.94
4	SJS	237	2.89
5	BOS	236	2.88
6	CHI	234	2.85
7	NYR	233	2.84
8	FLA	232	2.83
9	OTT	230	2.80
10	CGY	229	2.79
11	NYI	227	2.77
12	TBL	224	2.73
	NSH	224	2.73
14	LAK	223	2.72
15	STL	219	2.67
16	MTL	216	2.63
17	ANA	215	2.62
18	CBJ	213	2.60
	MIN	213	2.60
20	COL	212	2.59
	WPG	212	2.59
22	PHI	211	2.57
23	DET	209	2.55
24	ARI	208	2.54
25	BUF	199	2.43
	EDM	199	2.43
27	CAR	196	2.39
28	TOR	192	2.34
29	VAN	186	2.27
30	NJD	182	2.22

GOALS AGAINST

RK	TEAM	TOTAL	GA/G
1	ANA	188	2.29
2	WSH	191	2.33
3	LAK	192	2.34
4	STL	197	2.40
5	TBL	198	2.41
6	PIT	199	2.43
7	FLA	200	2.44
8	NJD	202	2.46
9	MIN	204	2.49
10	SJS	207	2.52
	CHI	207	2.52
12	PHI	210	2.56
13	NYI	211	2.57
14	NSH	213	2.60
15	NYR	215	2.62
	BUF	215	2.62
17	DET	219	2.67
18	CAR	221	2.70
19	DAL	228	2.78
	BOS	228	2.78
21	MTL	233	2.84
22	WPG	236	2.88
23	VAN	239	2.91
24	COL	240	2.93
	TOR	240	2.93
26	OTT	241	2.94
27	EDM	242	2.95
28	ARI	244	2.98
29	CBJ	248	3.02
30	CGY	257	3.13

PENALTY MINUTES

RANK	TEAM	TOTAL	PIM/GP
1	MIN	545	6.6
2	CAR	562	6.9
3	CHI	611	7.5
4	PIT	693	8.5
5	NYR	704	8.6
6	NYI	718	8.8
7	DAL	719	8.8
8	DET	724	8.8
9	SJS	727	8.9
10	BUF	749	9.1
11	WSH	753	9.2
12	CGY	754	9.2
13	TOR	756	9.2
14	COL	774	9.4
	MTL	774	9.4
16	EDM	794	9.7
17	TBL	809	9.9
18	NSH	810	9.9
19	NJD	814	9.9
20	VAN	821	10.0
21	FLA	849	10.4
22	STL	861	10.5
23	LAK	866	10.6
24	OTT	892	10.9
25	WIN	920	11.2
26	BOS	933	11.4
27	PHI	966	11.8
28	CBJ	995	12.1
29	ARI	1,009	12.3
30	ANA	1,023	12.5

POWER PLAY

RANK	TEAM	ADV	PPGF	%
1	ANA	242	56	23.1
2	CHI	252	57	22.6
	SJS	275	62	22.6
4	DAL	262	58	22.1
5	WSH	251	55	21.9
6	STL	237	51	21.5
7	BOS	234	48	20.5
8	LAK	235	47	20.0
9	NJD	256	51	19.9
10	NSH	259	51	19.7
11	PHI	280	53	18.9
	BUF	254	48	18.9
13	DET	266	50	18.8
14	NYR	226	42	18.6
15	MIN	259	48	18.5
16	PIT	261	48	18.4
17	NYI	229	42	18.3
18	EDM	237	43	18.1
19	COL	266	48	18.0
20	ARI	300	53	17.7
21	CBJ	248	43	17.3
22	CGY	270	46	17.0
23	FLA	278	47	16.9
24	CAR	238	40	16.8
25	MTL	259	42	16.2
26	OTT	240	38	15.8
	VAN	247	39	15.8
	TBL	279	44	15.8
29	TOR	259	40	15.4
30	WPG	257	38	14.8

PENALTY KILL

RANK	TEAM	ADV	PPGF	%
1	ANA	290	37	87.2
2	WSH	256	38	85.2
3	STL	276	41	85.1
4	NYI	232	36	84.5
5	PIT	257	40	84.4
6	CAR	204	32	84.3
7	TBL	257	41	84.0
8	NJD	264	45	83.0
9	BUF	218	38	82.6
10	DAL	248	44	82.3
11	BOS	270	48	82.2
12	MTL	254	46	81.9
13	TOR	272	50	81.6
14	DET	271	50	81.6
15	LAK	285	53	81.4
16	NSH	245	46	81.2
17	VAN	249	47	81.1
	EDM	254	48	81.1
19	CBJ	279	53	81.0
20	PHI	262	51	80.5
	SJS	236	46	80.5
22	CHI	233	46	80.3
23	COL	258	51	80.2
24	FLA	268	55	79.5
25	WPG	282	61	78.4
26	NYR	243	53	78.2
27	MIN	204	45	77.9
28	ARI	304	69	77.3
29	OTT	252	61	75.8
30	CGY	233	57	75.5

SH GF

RANK	TEAM	SHGF
1	OTT	17
2	PIT	11
3	CHI	10
	CGY	10
	DAL	10
	WPG	10
7	BOS	9
8	MTL	8
9	NYI	7
	TBL	7
	NSH	7
	COL	7
	ANA	7
	MIN	7
15	BUF	6
	SJS	6
17	NJD	5
	FLA	5
	EDM	5
	LAK	5
21	STL	4
	VAN	4
	ARI	4
24	CBJ	3
	NYR	3
	PHI	3
	TOR	3
	CAR	3
29	WSH	2
	DET	2

SH GA

RANK	TEAM	SHGA
1	NSH	2
2	OTT	3
	CHI	3
	ANA	3
	LAK	3
6	BOS	4
	DET	4
	WPG	4
9	NYR	5
	PIT	5
	CAR	5
	FLA	5
	WSH	5
	STL	5
15	NYI	6
	BUF	6
	EDM	6
	MIN	6
19	TBL	7
	CGY	7
	SJS	7
22	CBJ	8
	NJD	8
	PHI	8
	TOR	8
	VAN	8
27	COL	9
28	MTL	11
29	ARI	14
30	DAL	15

SEASON NOTES

TEAM NOTES

COLUMBUS BLUE JACKETS COMPLETE 15TH NHL SEASON: The Columbus Blue Jackets completed their 15th season in the National Hockey League with a 34-40-8 record (76 pts.), finishing eighth in the Metropolitan Division, 15th in the Eastern Conference and 27th in the NHL. The club went 34-32-8 from Oct. 24 through the end of the season, including a 19-15-4 mark in its final 38 outings.

BLUE JACKETS AT HOME: The Blue Jackets posted an 18-17-6 record (42 pts.) at Nationwide Arena, scoring 115 goals (2.80 per game) and allowing 126 (3.07 per game) in 41 contests... Columbus won a season-high four-straight games at home from Feb. 25-Mar. 8 and collected points in a season-high five-straight contests from Jan. 25-Feb. 16 (3-0-2)... The club went 18-11-6 at home from Nov. 19 through the end of the season, including an 11-4-3 mark in 18 games from Dec. 19-Mar. 18... In 15 seasons, Columbus is 283-238-77 in 598 home games (includes one loss vs. San Jose at Stockholm, Sweden).

COLUMBUS ON THE ROAD: The Blue Jackets posted a 16-23-2 record (34 pts.) on the road, scoring 98 goals (2.39 per game) and allowing 122 (2.97 per game) in 41 games... Columbus won a season-high three-straight road games on two occasions, from Feb. 4-22 and to end the season from Apr. 2-8 and earned points in four-straight road contests from Feb. 4-23 (3-0-1)... They posted a 5-1-2 record in eight road contests from Jan. 13-Feb. 23... The Jackets earned four out of six points (2-1-0) on their annual California and Western Canada road trips... In 15 NHL seasons, Columbus is 202-327-69 in 598 road games (includes one win vs. San Jose at Stockholm, Sweden).

GOALS FOR/GOALS AGAINST: Overall – The Blue Jackets scored 213 goals in 82 games to average 2.60 goals per game this season (18th-T in NHL) ... The Jackets scored a season-high seven goals on Dec. 17 at Arizona (7-4 win) and were shut out five times... The Blue Jackets allowed 248 goals in 82 games, averaging 3.02 goals-against per game (29th in NHL)... The club shut out its opponents on one occasion (Nov. 20 vs. Nashville) and surrendered one goal in 16 games... **Home** – Columbus scored 115 goals (2.80/12th-T in NHL) and allowed 126 goals-against (3.07/28th-T in the NHL) in 41 home games... **Road** – Columbus scored 98 goals (2.39/23rd in NHL) and allowed 122 goals-against (2.97/22nd-T in NHL) in 41 road games.

ON THE POWER PLAY: Columbus converted 43-of-248 power play opportunities (17.3 percent), which ranked 21st in the NHL... The club was 21-of-131 at home (16.0 pct./28th in NHL) and 22-of-117 on the road (18.8 pct./15th in NHL)... Columbus scored a power play goal in 36-of-82 games and was 21-14-1 in those contests... The Jackets began the campaign with a season-high five consecutive games with a power play goal from Oct. 9-16 (6-of-21/28.6 pct.), the second-longest streak to begin a season in club history (eight games; Oct. 10-27, 2002; 10-of-50)... Columbus scored two power play goals in a game seven times (2-of-3 on five occasions)... The club's season high for attempts was six (four times; most recent, Feb. 19 vs. Buffalo)... C/LW Boone Jenner recorded 9-5-14 and LW Nick Foligno posted 0-13-13 to pace the club in PP scoring... The following six players each notched 10 PP points – C Alexander Wennberg (1-11-12), LW Scott Hartnell (10-2-12), D Ryan Murray (1-10-11), C Ryan Johansen (1-10-11), C Brandon Dubinsky (5-5-10) and RW Cam Atkinson (4-6-10).

PENALTY KILLING: The Blue Jackets successfully killed off 226-of-279 opponent power plays (81.0 pct.), which ranked 19th in the NHL... The club stopped 104-of-126 attempts at home (82.5 pct./16th in NHL) and 122-of-153 attempts on the road (79.7 pct./19th in NHL)... The club posted a 17-17-5 record in 39 games it did not allow a power play goal... The Blue Jackets didn't allow a power play goal in a season-high four-straight games from Nov. 10-17 (16-of-16)... Columbus was a season-best 6-of-6 in a 2-1 win vs. Pittsburgh on Nov. 13 and a 3-2 loss to Florida on Dec. 27.

SHORTHANDED SCORING: The Blue Jackets scored three shorthanded goals, which ranked 24th in the NHL... The club scored three shorthanded goals at home (12th-T in NHL) and failed to record a shorthanded tally on the road (28th-T in NHL)... RW Cam Atkinson led the club in shorthanded scoring with 2-0-2 followed by C/LW Boone Jenner (1-0-1), D Seth Jones (0-1-1), LW Brandon Saad (0-1-1) and D David Savard (0-1-1)... The Jackets allowed eight shorthanded goals, which ranked 22nd-T in the NHL... The club allowed five shorthanded goals at home (26th-T in NHL) and three shorthanded on the road (13th-T in NHL).

Date	Opponent	Goal Scorer	Assists	Goalie	Per.	Time	Result
Nov. 10	Vancouver	Cam Atkinson	Savard	Jacob Markstrom	3rd	8:01	L, 3-5
Jan. 9	Carolina	Cam Atkinson		Cam Ward	2nd	15:28	OTL, 3-4
Mar. 22	Philadelphia	Boone Jenner	Jones, Saad	Steve Mason	3rd	18:56	SOW, 3-2

IN THE PENALTY BOX: The Blue Jackets accumulated 995 penalty minutes in 82 games, averaging 12.1 penalty minutes per game (28th in the NHL)... Columbus racked up a season-high 32 PIM in a 3-0 loss at Ottawa on Nov. 19 (nine penalties), 5-2 loss at Tampa Bay on Dec. 26 (nine penalties) and 4-0 loss vs. Tampa Bay on Mar. 13 (eight penalties). They posted a season-low 2 PIM (1 penalty) in 4-2 loss vs. Calgary on Jan. 21, 2-1 shootout loss at Detroit on Feb. 23 and a 4-2 loss vs. the NY Rangers on Apr. 4... LW Scott Hartnell led the club with 112 PIM, while D Dalton Prout ranked second with 102 PIM.

RECORD MONTHS: The Blue Jackets tied the club record for wins in the month of November (8-5-0; 16 points; .615 point percentage) originally accomplished in 2010 (8-4-0). The 16 points that month were tied for the second-highest in November in club history (7-4-3; 17 points in 2009). The club also tied the record for wins in February with a 7-3-3 mark (7-4-1 in 2009) with its .654 point percentage trailing only February 2011 (8-3-1, .708)... The Jackets went 4-1-0 in April, registering the second-best point percentage (.800) in the month in club history (5-0-1; .917 in April 2015).

ATTENDANCE REPORT: Columbus averaged 14,666 fans per game (601,293 total) with four sellouts in 41 home games at Nationwide Arena (capacity – 18,144) in 2015-16... The home campaign was buoyed by home crowds of 19,027 in the home opener vs. the NY Rangers on Oct. 9 and 19,177 in the home finale vs. Chicago on Apr. 9. The finale was the second-largest crowd to attend a regular season game at Nationwide Arena (fourth-largest overall) in club history and the home opener was the sixth-largest crowd (ninth overall)... In 597 regular season games at Nationwide Arena since joining the NHL in 2000, the Blue Jackets have averaged 15,869 fans per game (9,473,837 total), which is 87.5 percent of capacity. There have been 163 sellouts.

CBJ VS. EASTERN/WESTERN CONFERENCE: The Blue Jackets posted a 20-27-7 record in games played against Eastern Conference opponents... The club was 11-16-3 within the Metropolitan Division and went 9-11-4 vs. the Atlantic Division, including 9-3-3 in its final 15 games... In 349 games all-time vs. the Eastern Conference, Columbus is 159-147-43... The Blue Jackets also posted a 14-13-1 mark vs. Western Conference teams, including an 8-5-1 record vs. Pacific Division clubs and an 6-8-0 mark vs. the Central Division. Columbus won its final four contests and was 6-3-1 in the final 10 games vs. the Pacific Division.

BACK-TO-BACKS: The Blue Jackets played in a league-high 18 back-to-back sets in 2015-16, finishing 9-8-1 in the first contest and 7-9-2 in the second... The club swept four of their back-to-back sets: at Pittsburgh on Nov. 13 and vs. Arizona on Nov. 14, home-and-home vs. Montreal on Jan. 25-26, at Vancouver on Feb. 4 and at Calgary on Feb. 5, as well as at Buffalo on Apr. 8 and vs. Chicago on Apr. 9... Columbus won its final six first-games of the back-to-back and were 4-2-2 in the final eight second games.

MISCELLANEOUS NEWS & NOTES: The Blue Jackets are 98-6-8 in their last 112 games when taking a lead into the third period, including a 22-2-2 mark in 2015-16... Columbus went 22-10-3 when scoring the game's first goal... Columbus tallied 61 goals in the first period (13th-T in the NHL), 73 in the second (17th-T) and 77 in the third (15th-T)... The Blue Jackets recorded 2,387 shots on goal (29.1/21st-T in the NHL) and allowed 2,550 shots-against (31.1/26th-T in the NHL)... The Jackets were outscored by the opposition 150-161 at 5-on-5... Columbus posted 2,145 hits (26.2 per game) and 1,260 blocked shots (15.4 per game), which were both the eighth-highest in the respective categories in the NHL... The club had 478 giveaways (5.8 per game), which was the third-lowest total in the NHL (Arizona – 465, St. Louis – 445)... The Blue Jackets won 49.0 pct. of face-offs taken (2,471-of-5,043), which ranked 24th in the NHL.

BLUE JACKETS IN OVERTIME: Columbus went 2-4 in games decided in overtime this season (8-8 including shootouts)... The club was 2-4 at home (7-6 including shootouts) and 0-0 on the road (1-2 including shootouts)... The Jackets didn't play in their first overtime game until the 24th contest of the season vs. Pittsburgh on Nov. 27. It was the longest regulation games played streak to begin a season in Blue Jackets history, breaking the previous club mark set in 2014-15 (12 games), and the longest such streak in the NHL since the NY Islanders began the 1998-99 campaign with 27-straight regulation contests... The Blue Jackets are 115-113-33 (W-OTL/SOL-T) in 261 all-time OT games (including shootouts).

Overtime Wins – 2

Date	Opponent	GWG	Assist(s)	Opp. Goaltender	Time	Score
Nov. 27, 2015	Pittsburgh	Cam Atkinson	Dubinsky, Johnson	Marc-Andre Fleury	2:42	2-1
Apr. 9, 2016	Chicago	Scott Hartnell (PP)	Atkinson, Jones	Corey Crawford	2:28	5-4

Overtime Losses – 4

Date	Opponent	GWG	Assist(s)	CBJ Goaltender	Time	Score
Dec. 8, 2015	Los Angeles	Alec Martinez	Shore, Brown	Curtis McElhinney	4:33	2-3
Dec. 12, 2015	NY Islanders	Kyle Okposo	Bailey	Curtis McElhinney	2:16	2-3
Jan. 9, 2016	Carolina	Jordan Staal	Slavin	Joonas Korpisalo	2:45	3-4
Feb. 16, 2016	Boston	Loui Eriksson	Krug, Krejci	Joonas Korpisalo	0:33	1-2

SHOOTOUT REPORT: Columbus went 6-4 in shootouts in 2015-16, converting 11-of-34 attempts (32.4 pt.) and stopping 26-of-36 (72.2 pt.)... The six victories were tied for the second-most in the NHL, trailing only the Florida Panthers (seven)... The Blue Jackets were 5-2 at home, converting 10-of-27 attempts (37.0 pct.) and stopping 21-of-27 attempts (77.8 pct.)... The Jackets were 1-2 on the road, converting 1-of-7 attempts (14.3 pct.) and stopping 5-of-9 opponent attempts (55.6 pct.).

SEASON NOTES

SHOOTOUT RESULTS (Bold indicates goal; Underline indicates deciding goal)

DATE	OPPONENT	CBJ SHOOTERS	OPP. SHOOTERS	CBJ GOALIE	OPP. GOALIE	RESULT
Dec. 4, 2015	Florida	19, 13 , 41, 38	73, 21, 11 , 16	Bobrovsky	Montoya	L, 2-1
Dec. 19, 2015	Philadelphia	13 , 19, 41, 71, 20, 17	28, 93, 17 , 21, 24, 10	Korpisalo	Mason	W, 3-2
Jan. 2, 2016	Washington	13, 17 , 19	77, 92, 19	Forsberg	Holtby	W, 5-4
Jan. 23, 2016	at Boston	13, 17	51 , 37, 47	Korpisalo	Gustavsson	L, 3-2
Feb. 4, 2016	at Vancouver	13, 17, 41	14, 17, 47	Korpisalo	Miller	W, 2-1
Feb. 9, 2016	NY Islanders	13, 17, 41 , 38	51, 21, 91, 15	Korpisalo	Halak	L, 3-2
Feb. 11, 2016	Anaheim	13 , 41	33, 10	Korpisalo	Andersen	W, 4-3
Feb. 23, 2016	at Detroit	13, 41	13, 15 , 72	McElhinney	Mrazek	L, 2-1
Feb. 27, 2016	Florida	13, 41, 17	16, 27, 21	Korpisalo	Luongo	W, 4-3
Mar. 22, 2016	Philadelphia	13, 41, 17, 28, 38	52, 89, 28, 10, 14	Bobrovsky	Mason	W, 3-2

NO.	PLAYER	RD. 1	RD. 2	RD. 3	RD. 4	RD. 5	RD. 6	RD. 7	RD. 8	RD. 9	TOTAL	S PCT.	GWG
19	Ryan Johansen	0-1	0-1	1-1							1-3	.333	1
13	Cam Atkinson	2-9	1-1								3-10	.300	1
41	Alexander Wennberg	1-4	2-4								3-8	.375	1
38	Boone Jenner				0-2	1-1					1-3	.333	1
71	Nick Foligno				0-1						0-1	.000	
20	Brandon Saad					0-1					0-1	.000	
17	Brandon Dubinsky	1-4	1-2				1-1				3-7	.429	2
28	Oliver Bjorkstrand				0-1						0-1	.000	

NO.	GOALTENDER	RD. 1	RD. 2	RD. 3	RD. 4	RD. 5	RD. 6	RD. 7	RD. 8	RD. 9	TOTAL	SV PCT.	REC
72	Sergei Bobrovsky	2-2	2-2	1-2	1-2	1-1					7-9	.778	1-1
70	Joonas Korpisalo	4-6	6-6	3-5	1-2	1-1	1-1				16-21	.760	4-2
31	Anton Forsberg	0-1	1-1	1-1							2-3	.667	1-0
30	Curtis McElhinney	1-1	0-1	0-1							1-3	.333	0-1

CBJ RECORD WHEN...

PLAYER	GOAL	ASSIST	POINT	MULTI-POINT
Josh Anderson	0-0-1	2-1-0	2-1-1	0-0-0
Cam Atkinson	11-9-3	16-7-1	23-16-3	6-1-1
Oliver Bjorkstrand	3-0-0	2-2-0	4-2-0	2-0-0
Sergei Bobrovsky	0-0-0	2-0-0	2-0-0	0-0-0
Andrew Bodnarchuk	0-0-0	0-1-1	0-1-1	0-0-0
Jared Boll	0-1-0	0-2-0	0-3-0	0-0-0
Rene Bourque	2-1-0	2-3-0	3-4-0	1-0-0
Matt Calvert	7-3-1	7-1-0	13-4-1	4-0-0
Gregory Campbell	2-1-0	4-3-1	6-3-1	0-1-0
Michael Chaput	0-0-1	1-0-0	1-0-1	0-0-0
David Clarkson	2-0-0	2-0-0	4-0-0	0-0-0
Kevin Connauton	1-0-0	5-2-0	6-2-0	0-0-0
Brandon Dubinsky	9-6-1	17-5-4	24-11-4	6-0-1
Justin Falk	0-0-0	2-1-1	2-1-1	0-0-0
Nick Foligno	4-4-0	14-7-1	16-11-1	4-1-0
Cody Goloubeff	1-0-0	4-3-0	5-3-0	0-0-0
Scott Hartnell	12-8-1	16-6-1	20-12-1	8-2-0
Boone Jenner	15-11-1	9-6-1	18-15-2	10-2-0
Ryan Johansen	3-3-0	6-9-1	7-12-1	3-3-0
Jack Johnson	3-2-0	5-2-0	7-4-0	2-0-0
Seth Jones	2-0-0	12-3-0	14-3-0	2-1-0
William Karlsson	6-1-0	6-2-1	12-3-1	3-0-0
Curtis McElhinney	0-0-0	1-0-0	1-0-0	0-0-0
Sonny Milano	0-0-0	1-0-0	1-0-0	0-0-0
Ryan Murray	3-1-0	13-6-1	14-7-1	3-0-0
Dalton Prout	2-0-1	1-4-1	3-4-2	0-0-0
Kerby Rychel	0-1-1	3-2-2	3-2-2	0-1-1
Brandon Saad	19-6-1	10-9-2	24-14-3	9-1-0
David Savard	2-1-0	7-9-3	9-10-3	3-0-0
Fedor Tyutin	1-0-0	0-2-0	1-2-0	0-0-0
Alexander Wennberg	3-3-2	16-6-0	17-9-2	8-1-0

2015-16 SEASON

ASSIST	POINT	MULTI-POINT
2-1-0	2-1-1	0-0-0
16-7-1	23-16-3	6-1-1
2-2-0	4-2-0	2-0-0
2-0-0	2-0-0	0-0-0
0-1-1	0-1-1	0-0-0
0-2-0	0-3-0	0-0-0
2-3-0	3-4-0	1-0-0
7-1-0	13-4-1	4-0-0
4-3-1	6-3-1	0-1-0
1-0-0	1-0-1	0-0-0
2-0-0	4-0-0	0-0-0
5-2-0	6-2-0	0-0-0
17-5-4	24-11-4	6-0-1
2-1-1	2-1-1	0-0-0
14-7-1	16-11-1	4-1-0
4-3-0	5-3-0	0-0-0
16-6-1	20-12-1	8-2-0
9-6-1	18-15-2	10-2-0
6-9-1	7-12-1	3-3-0
5-2-0	7-4-0	2-0-0
12-3-0	14-3-0	2-1-0
6-2-1	12-3-1	3-0-0
1-0-0	1-0-0	0-0-0
1-0-0	1-0-0	0-0-0
13-6-1	14-7-1	3-0-0
1-4-1	3-4-2	0-0-0
3-2-2	3-2-2	0-1-1
10-9-2	24-14-3	9-1-0
7-9-3	9-10-3	3-0-0
0-2-0	1-2-0	0-0-0
16-6-0	17-9-2	8-1-0

BLUE JACKETS CAREER

GOAL	ASSIST	POINT	MULTI-POINT
0-0-1	2-2-0	2-2-1	0-0-0
46-19-7	54-17-3	84-34-9	25-3-1
3-0-0	2-2-0	4-2-0	2-0-0
0-0-0	3-2-0	3-2-0	0-0-0
0-0-0	0-1-1	0-1-1	0-0-0
15-9-3	19-10-5	33-17-8	2-2-0
5-1-0	2-3-0	6-4-0	2-0-0
30-14-5	37-9-3	59-22-8	15-1-1
2-1-0	4-3-1	6-3-1	0-1-0
0-0-2	6-1-0	5-1-2	0-0-0
2-0-0	2-0-0	4-0-0	0-0-0
8-2-0	13-2-1	19-4-1	2-0-0
34-9-3	58-20-9	76-29-10	30-0-3
1-0-0	3-1-1	3-1-1	1-0-0
34-17-3	52-27-1	77-40-11	21-6-4
2-0-0	10-3-1	12-3-1	2-0-0
26-14-2	34-13-1	48-24-3	21-4-1
32-17-1	23-9-3	45-23-4	15-5-1
44-22-4	56-38-6	82-55-9	29-11-1
15-8-4	50-30-12	62-36-6	11-3-0
2-0-0	12-3-0	14-3-0	2-1-0
7-1-0	7-2-1	14-3-1	3-0-0
0-0-0	1-1-0	1-1-0	0-0-0
0-0-0	1-0-0	1-0-0	0-0-0
7-2-0	28-10-1	32-12-1	4-0-0
4-1-1	15-7-1	19-8-2	1-0-0
0-1-1	5-2-2	5-2-2	1-1-1
19-6-1	10-9-2	24-14-3	9-1-0
13-7-1	32-23-4	41-29-5	9-2-0
19-14-5	71-44-14	82-56-19	15-8-1
5-5-2	26-9-1	28-14-3	8-1-0

BLUE JACKETS MULTI-POINT GAMES

	GOALS			ASSISTS			POINTS		
	2	3+	TOTAL	2	3+	TOTAL	2	3+	TOTAL
Cam Atkinson	2	1	3	2	0	2	5	3	8
Oliver Bjorkstrand	1	0	1	0	0	0	2	0	2
Rene Bourque	0	0	0	0	0	0	1	0	1
Matt Calvert	0	0	0	3	1	4	2	2	4
Gregory Campbell	0	0	0	0	0	0	1	0	1
Brandon Dubinsky	1	0	1	1	2	3	5	2	7
Nick Foligno	2	1	3	1	1	2	2	3	5
Scott Hartnell	2	0	2	3	0	3	8	2	10
Boone Jenner	3	0	3	1	1	2	10	2	12
Ryan Johansen	0	0	0	4	0	4	6	0	6
Jack Johnson	1	0	1	1	0	1	1	1	2
Seth Jones	0	0	0	3	0	3	3	0	3
William Karlsson	2	0	2	0	1	1	2	1	3
Ryan Murray	0	0	0	1	0	1	3	0	3
Kerby Rychel	0	0	0	0	0	0	2	0	2
Brandon Saad	3	1	4	1	0	1	8	2	10
David Savard	1	0	1	2	0	2	3	0	3
Alexander Wennberg	0	0	0	8	1	9	6	3	9

BLUE JACKETS “THREE STARS OF THE GAME” AWARD

(1ST STAR-5 PTS.; 2ND STAR-3 PTS.; 3RD STAR-1 PT.)

PLAYER	1ST STAR	2ND STAR	3RD STAR	# OF STARS	PTS.
Boone Jenner	3	6	7	16	40
Sergei Bobrovsky	5	4	3	12	40
Brandon Saad	5	3	2	10	36
Joonas Korpisalo	4	4	2	10	34
Cam Atkinson	4	1	4	9	27
Brandon Dubinsky	3	2	4	9	25
Nick Foligno	2	2	2	6	18
Alexander Wennberg	1	3	2	6	16
Scott Hartnell	1	3	2	6	16
Matt Calvert	1	2	0	3	11
William Karlsson	1	1	2	4	10
Jack Johnson	1	1	0	2	8
Ryan Murray	0	1	3	4	6
Curtis McElhinney	1	0	1	2	6
Oliver Bjorkstrand	1	0	0	1	5
David Savard	1	0	0	1	5
Seth Jones	0	1	1	2	4
Gregory Campbell	0	1	0	1	3
Josh Anderson	0	1	0	1	3
Ryan Johansen	0	0	1	1	1
Kerby Rychel	0	0	1	1	1
Cody Goloubef	0	0	1	1	1
Anton Forsberg	0	0	1	1	1

SEASON NOTES

PLAYER NOTES

SAAD'S ALL-STAR CBJ DEBUT: LW Brandon Saad led the Blue Jackets in goals, game-winners and points (tied) after recording 31-22-53, seven game-winners and six power play goals with 10 multi-point games in 78 outings in his first season with the club. He was one of six players in Jackets history to reach the 30-goal plateau (Rick Nash, Geoff Sanderson, Ryan Johansen, Nick Foligno and Boone Jenner) and set career highs in goals, points, game-winning goals and shots (233) for the second consecutive season after registering 23-29-52 with six game-winners and 203 shots in 82 games with the Chicago Blackhawks in 2014-15. The 23-year-old also tied the franchise record for game-winning goals (Rick Nash, 2010-11 and 2003-04; Geoff Sanderson, 2000-01 and Cam Atkinson, 2014-15). He collected his first career NHL hat trick at Carolina on Apr. 2. The forward, who was selected to represent Team North America in the World Cup of Hockey 2016, collected an assist while making his NHL All-Star Game debut on Jan. 31 at Bridgestone Arena in Nashville.

JENNER REACHES 30 GOALS IN CAREER CAMPAIGN: LW/C Boone Jenner joined Brandon Saad as the first teammates in CBJ history to notch 30 goals in the same campaign after tallying career highs with 30-19-49, 77 penalty minutes, 12 multi-point contests, nine power play goals, 213 hits and 225 shots in 82 contests this season. The 22-year-old led the club in multi-point games, finished second in goals, power play goals, hits and game-winning goals (tied) and third in shots and points (tied) and joined C Gregory Campbell and D Ryan Murray as the only Jackets to play in all 82 games. He collected his first two three-point games of his NHL career with 1-2-3 vs. Arizona on Nov. 14 and 0-3-3 vs. Montreal on Jan. 25 and later helped Canada capture gold at the 2016 IIHF World Championships.

ATKINSON NETS 20 GOALS FOR THIRD-STRAIGHT SEASON: RW Cam Atkinson tallied career highs with 27-26-53 and 22 PIM in 81 games, tying for the team lead in points and ranking third in goals in his fourth full NHL season. He posted 21-19-40 with 18 penalty minutes in 79 games in 2013-14 before picking up 22-18-40 and 22 penalty minutes in 78 games last season. He finished fifth on the club in multi-point efforts (eight) and had a trio of three-point contests, including his third career hat trick vs. Montreal on Jan. 25. He tallied 8-7-15 in the final 19 games of the season and skated in his 300th career NHL game in the season finale vs. Chicago on Apr. 9.

JONES JOINS THE JACKETS: Acquired in a trade from Nashville on Jan. 6, D Seth Jones registered 3-28-31 with 22 penalty minutes and 22:04 TOI/game in 81 combined games between the Predators and Blue Jackets. The 2013 fourth overall selection set career highs in assists, points, shots (157), hits (86) and TOI/game and led club defensemen in both assists and points. He averaged 24:27 of ice time and picked up 2-18-20 in 41 games with Columbus, including 0-10-10 and +7 plus/minus rating in 13 games from Jan. 13-Feb. 13. The 21-year-old, who made his Blue Jackets debut in his 200th career NHL game at Carolina on Jan. 8, was selected to represent Team North America at the 2016 World Cup of Hockey.

KORPISALO'S ROOKIE CAMPAIGN BETWEEN THE PIPES: Pressed into duty due to injuries, rookie G Joonas Korpisalo led the Blue Jackets in wins, goals-against average and save percentage with a 16-11-4 record, 2.60 goals-against average and .920 save percentage in 31 games played. He finished third among NHL rookie netminders in wins and save percentage (tied) and fourth in games played, shots-against and saves (minimum 10 games played). He stopped 27 shots in his NHL debut in a 2-1 loss vs. Tampa Bay on Dec. 14 and earned his first victory after turning aside 30 shots in regulation/overtime and 5-of-6 in the shootout in a 3-2 win vs. Philadelphia on Dec. 19. The netminder, who went 13-3-3 with a 2.28 goals-against average and .929 save percentage in 19 starts from Jan. 13-Mar. 8, also posted an 8-8-2 record with a 2.36 goals-against average and a .913 save percentage in 18 regular season games with Columbus' AHL affiliate, Cleveland's Lake Erie Monsters.

WENNBERG LENDS A HELPING HAND: C Alexander Wennberg set career highs in his second NHL campaign with 8-32-40 in 69 games played, doubling his totals from his rookie season in one extra game played. He led the Blue Jackets in assists, ranked fourth in multi-point contests (nine) and sixth in points. His two penalty minutes were the fewest in the NHL among players playing at least 45 games. The center collected 7-32-39 over his final 54 games, averaging .722 points per game over that span. He played in his 100th career NHL game on Jan. 12 at the NY Islanders and set career-highs with three-point efforts at Winnipeg on Dec. 10 (0-3-3), at Arizona on Dec. 17 (1-2-3) and vs. Chicago on Apr. 9 (1-2-3).

HARTNELL HITS 20-GOAL MARK AGAIN: LW Scott Hartnell registered 23-26-49, 112 penalty minutes, 10 power play goals, 10 multi-point efforts, 150 shots and 131 hits in 79 games in his second season with the Blue Jackets. The 2015-16 campaign marked the ninth time in his last 10 full NHL seasons he has scored 20 goals. He led the club in power play goals and penalty minutes, finished second-T in multi-point games, third-T in assists and points and fourth in goals. The forward, who notched 28-32-60 with 100 penalty minutes in 77 games in his first season with the Jackets in 2014-15, skated in his 1,100th career NHL game at New Jersey on Mar. 20 and posted his 300th NHL goal while tying his career high for points in a game with four (2-2-4) vs. Chicago on Apr. 9.

DUBINSKY WITH THE ASSIST: C Brandon Dubinsky finished second on the team in assists and fifth in points with 17-31-48 and 71 penalty minutes in 75 games. He recorded 30 assists for the third time in his NHL career (30 with the NY Rangers in 2010-11, career-high 34 with Columbus in 2013-14). He matched his single game career high with three assists vs. Dallas on Dec. 29 and vs. Montreal on Jan. 25. He played in his 600th career NHL game vs. New Jersey on Feb. 25 and led the club and ranked 14th in the NHL with 235 hits, registering hits in 70 of his 75 games played.

MISCELLANEOUS PLAYER NEWS & NOTES: D Fedor Tyutin (at Minnesota on Oct. 22) and RW Jared Boll (vs. St. Louis on Nov. 17) became the fourth and fifth players to play in 500 career games as Blue Jackets, joining Rick Nash, David Vyborny and Rostislav Klesla... LW Matt Calvert set career highs in games played and points (tied) with 11-13-24 in 73 contests... D Ryan Murray set career highs in assists and points with 4-21-25 in 82 games... RW Nick Foligno, who finished fifth on the club in assists with 12-25-37 in 72 contests, served as the franchise's sixth captain in club history and first since 2011-12... C William Karlson led team rookies in scoring with 9-11-20 and six penalty minutes in 81 games and tallied 6-8-14 and was +14 over the final 39 games of the campaign... Eleven players made their CBJ debuts with five also making their NHL debuts (RW Oliver Bjorkstrand, LW Markus Hannikainen, G Joonas Korpisalo, D Dean Kukan and LW Sonny Milano).

FINAL STATISTICS

NO.	PLAYER	POS	GP	G	A	P	+/-	PIM	PP	SH	GW	OT	S	S%	TOI/G	SFT/G	FO%	
13	Cam Atkinson	R	81	27	26	53	-8	22	4	2	3	1	226	11.9	17:47	23.6	50.0	
20	Brandon Saad	L	78	31	22	53	1	14	6	0	7	0	233	13.3	17:13	22.6	55.9	
43	Scott Hartnell	L	79	23	26	49	-11	112	10	0	1	1	150	15.3	15:35	20.6	0.0	
38	Boone Jenner	C	82	30	19	49	-15	77	9	1	3	0	225	13.3	16:24	21.2	53.1	
17	Brandon Dubinsky	C	75	17	31	48	-16	71	5	0	3	0	158	10.8	18:45	24.4	52.6	
41	Alexander Wennberg	C	69	8	32	40	-1	2	1	0	1	0	97	8.2	15:51	20.9	43.4	
71	Nick Foligno	L	72	12	25	37	-14	53	0	0	2	0	149	8.1	16:53	21.2	47.2	
3	Seth Jones	NSH	D	40	1	10	11	-5	10	0	0	0	0	74	1.4	19:38	24.0	0.0
		CBJ	D	41	2	18	20	-9	12	1	0	0	0	83	2.4	24:27	28.0	0.0
		TOT	D	81	3	28	31	-14	22	1	0	0	0	157	1.9	22:04	26.0	0.0
19	Ryan Johansen +	C	38	6	20	26	-4	25	1	0	0	0	88	6.8	17:20	21.4	52.3	
58	David Savard	D	65	4	21	25	-7	45	1	0	0	0	122	3.3	23:10	27.0	0.0	
27	Ryan Murray	D	82	4	21	25	-10	40	1	0	0	0	90	4.4	22:50	27.5	0.0	
11	Matt Calvert	L	73	11	13	24	1	51	1	0	1	0	114	9.6	15:07	20.3	50.0	
25	William Karlsson *	C	81	9	11	20	-9	6	0	0	1	0	108	8.3	14:28	19.7	45.7	
7	Jack Johnson	D	60	6	8	14	-16	25	3	0	2	0	86	7.0	24:10	28.1	0.0	
9	Gregory Campbell	C	82	3	8	11	-6	78	0	0	2	0	58	5.2	10:33	15.3	47.5	
47	Dalton Prout	D	64	3	6	9	-6	102	0	0	0	0	69	4.3	16:10	21.7	0.0	
21	Kerby Rychel *	L	32	2	7	9	5	15	0	0	0	0	32	6.3	9:30	14.0	33.3	
4	Kevin Connauton +	D	27	1	7	8	10	21	0	0	0	0	44	2.3	15:35	20.1	0.0	
28	Oliver Bjorkstrand *	R	12	4	4	8	6	0	0	0	1	0	25	16.0	15:58	19.9	0.0	
18	Rene Bourque	R	49	3	5	8	-9	38	0	0	0	0	77	3.9	10:26	14.6	33.3	
29	Cody Goloubef	D	43	1	7	8	-3	20	0	0	0	0	40	2.5	15:07	20.0	0.0	
23	David Clarkson	R	23	2	2	4	-8	23	0	0	1	0	24	8.3	9:13	13.1	16.7	
44	Justin Falk	D	24	0	4	4	2	17	0	0	0	0	16	0.0	14:13	19.9	0.0	
34	Josh Anderson *	R	12	1	3	4	0	2	0	0	0	0	11	9.1	10:41	14.8	0.0	
40	Jared Boll	R	30	1	2	3	-3	61	0	0	0	0	11	9.1	6:39	10.7	100	
51	Fedor Tyutin	D	61	1	2	3	-6	28	0	0	0	0	25	4.0	17:35	23.0	0.0	
2	Andrew Bodnarchuk +	D	16	0	2	2	-6	8	0	0	0	0	5	0.0	14:32	20.4	0.0	
39	Michael Chaput	C	8	1	1	2	3	5	0	0	0	0	10	10.0	8:59	13.0	65.3	
22	Sonny Milano *	L	3	0	1	1	1	0	0	0	0	0	2	0.0	13:22	17.3	0.0	
36	Michael Paliotta *	D	1	0	0	0	0	4	0	0	0	0	2	0.0	7:32	12.0	0.0	
55	John Ramage *	D	1	0	0	0	-2	0	0	0	0	0	0	0.0	14:09	18.0	0.0	
46	Dean Kukan *	D	8	0	0	0	9	0	0	0	0	0	3	0.0	17:21	21.4	0.0	
36	Markus Hannikainen *	L	4	0	0	0	-2	0	0	0	0	0	3	0.0	7:08	12.0	0.0	

NO.	GOALTENDER	GP	MIN	W	L	OT	SO	SA	SV	SV%	GA	GAA	G	A	PIM
70	Joonas Korpisalo *	31	1,803:03	16	11	4	0	969	891	0.920	78	2.60	0	0	2
72	Sergei Bobrovsky	37	2,116:21	15	19	1	1	1049	952	0.908	97	2.75	0	2	2
30	Curtis McElhinney	18	835:26	2	7	3	0	417	371	0.890	46	3.30	0	1	0
31	Anton Forsberg *	4	178:09	1	3	0	0	97	88	0.907	9	3.03	0	0	0

+ Traded or Claimed Player

* Rookie

SCORING AND GOALTENDING BREAKDOWN

PLAYER	EVEN STRENGTH			POWER PLAY			SHORTHANDED			HOME					ROAD				
	G	A	P	G	A	P	G	A	P	GP	G	A	P	+/-	GP	G	A	P	+/-
Cam Atkinson	21	20	41	4	6	10	2	0	2	40	18	14	32	0	41	9	12	21	-8
Brandon Saad	25	19	44	6	2	8	0	1	1	39	18	12	30	-3	39	13	10	23	4
Scott Hartnell	13	24	37	10	2	12	0	0	0	38	10	16	26	-6	41	13	10	23	-5
Boone Jenner	20	14	34	9	5	14	1	0	1	41	15	13	28	-11	41	15	6	21	-4
Brandon Dubinsky	12	26	38	5	5	10	0	0	0	37	7	23	30	-5	38	10	8	18	-11
Alexander Wennberg	7	21	28	1	11	12	0	0	0	35	4	15	19	-6	34	4	17	21	5
Nick Foligno	12	12	24	0	13	13	0	0	0	36	7	15	22	-7	36	5	10	15	-7
Ryan Johansen +	5	10	15	1	10	11	0	0	0	19	4	12	16	-5	19	2	8	10	1
Ryan Murray	3	11	14	1	10	11	0	0	0	41	2	11	13	-1	41	2	10	12	-9
David Savard	3	16	19	1	4	5	0	1	1	33	3	8	11	-2	32	1	13	14	-5
Matt Calvert	10	13	23	1	0	1	0	0	0	35	4	8	12	2	38	7	5	12	-1
Seth Jones	1	9	10	1	8	9	0	1	1	22	2	13	15	1	19	0	5	5	-10
William Karlsson *	9	11	20	0	0	0	0	0	0	40	4	8	12	0	41	5	3	8	-9
Jack Johnson	3	5	8	3	3	6	0	0	0	29	4	4	8	-12	31	2	4	6	-4
Gregory Campbell	3	8	11	0	0	0	0	0	0	41	2	4	6	0	41	1	4	5	-6
Dalton Prout	3	6	9	0	0	0	0	0	0	31	0	4	4	-9	33	3	2	5	3
Kerby Rychel *	2	7	9	0	0	0	0	0	0	18	1	5	6	6	14	1	2	3	-1
Oliver Bjorkstrand *	4	4	8	0	0	0	0	0	0	5	2	2	4	2	7	2	2	4	4
Rene Bourque	3	5	8	0	0	0	0	0	0	26	2	3	5	0	23	1	2	3	-9
Kevin Connauton +	1	5	6	0	2	2	0	0	0	14	1	2	3	9	13	0	5	5	1
Cody Goloubef	1	7	8	0	0	0	0	0	0	22	1	5	6	1	21	0	2	2	-4
Josh Anderson *	1	3	4	0	0	0	0	0	0	6	1	2	3	1	6	0	1	1	-1
David Clarkson	2	2	4	0	0	0	0	0	0	9	1	1	2	-1	14	1	1	2	-7
Justin Falk	0	4	4	0	0	0	0	0	0	11	0	1	1	-1	13	0	3	3	3
Jared Boll	1	2	3	0	0	0	0	0	0	17	0	2	2	-1	13	1	0	1	-2
Fedor Tyutin	1	2	3	0	0	0	0	0	0	32	1	0	1	-4	29	0	2	2	-2
Andrew Bodnarchuk +	0	2	2	0	0	0	0	0	0	7	0	1	1	0	9	0	1	1	-6
Michael Chaput	1	1	2	0	0	0	0	0	0	6	1	1	2	1	2	0	0	0	2
Sonny Milano *	0	1	1	0	0	0	0	0	0	1	0	0	0	0	2	0	1	1	1
Markus Hannikainen *	0	0	0	0	0	0	0	0	0	3	0	0	0	-2	1	0	0	0	0
Dean Kukan *	0	0	0	0	0	0	0	0	0	2	0	0	0	3	6	0	0	0	6
Michael Paliotta *	0	0	0	0	0	0	0	0	0	1	0	0	0	0	0	0	0	0	0
John Ramage *	0	0	0	0	0	0	0	0	0	1	0	0	0	-2	0	0	0	0	0

GOALTENDER	HOME				ROAD				TOTAL			
	GP	REC	GAA	SV%	GP	REC	GAA	SV%	GP	REC	GAA	SV%
Joonas Korpisalo *	16	9-4-3	2.50	.921	15	7-7-1	2.70	.918	31	16-11-4	2.60	.920
Sergei Bobrovsky	21	7-11-1	3.08	.894	16	8-8-0	2.33	.924	37	15-19-1	2.75	.908
Curtis McElhinney	7	1-1-2	3.04	.896	11	1-6-1	3.45	.886	18	2-7-3	3.31	.890
Anton Forsberg *	2	1-1-0	1.92	.946	2	0-2-0	3.64	.883	4	1-3-0	3.03	.907

+ Traded or Claimed Player

* Rookie

TIME ON ICE

PLAYER	GP	TOTAL		EVEN STRENGTH		SHORTHANDED		POWER PLAY		SHIFTS		
		TOI	TOI/G	TOI	TOI/G	TOI	TOI/G	TOI	TOI/G	SHIFTS	TOI/S	SFT/G
Ryan Murray	82	1,873:23	22:50	1,480:52	18:03	176:05	2:08	216:26	2:38	2258	0:49	27.5
David Savard	65	1,506:13	23:10	1,177:58	18:07	189:54	2:55	138:21	2:07	1753	0:51	27.0
Jack Johnson	60	1,450:31	24:10	1,134:43	18:54	173:22	2:53	142:26	2:22	1683	0:51	28.1
Cam Atkinson	81	1,441:39	17:47	1,107:07	13:40	152:03	1:52	182:29	2:15	1914	0:45	23.6
Brandon Dubinsky	75	1,407:14	18:45	1,091:27	14:33	148:55	1:59	166:52	2:13	1833	0:46	24.4
Boone Jenner	82	1,345:33	16:24	1,154:42	14:04	21:09	0:15	169:42	2:04	1736	0:46	21.2
Brandon Saad	78	1,343:02	17:13	1,128:05	14:27	49:51	0:38	165:06	2:07	1762	0:45	22.6
Scott Hartnell	79	1,231:05	15:35	1,026:02	12:59	4:37	0:03	200:26	2:32	1624	0:45	20.6
Nick Foligno	72	1,216:12	16:53	1,027:14	14:16	40:01	0:33	148:57	2:04	1523	0:47	21.2
William Karlsson *	81	1,172:04	14:28	977:09	12:03	173:01	2:08	21:54	0:16	1598	0:44	19.7
Matt Calvert	73	1,104:21	15:07	936:40	12:49	155:42	2:07	11:59	0:09	1481	0:44	20.3
Alexander Wennberg	69	1,094:23	15:51	895:59	12:59	48:36	0:42	149:48	2:10	1443	0:45	20.9
Fedor Tyutin	61	1,073:00	17:35	938:35	15:23	128:47	2:06	5:38	0:05	1406	0:45	23.0
Dalton Prout	64	1,035:03	16:10	950:19	14:50	80:47	1:15	3:57	0:03	1390	0:44	21.7
Seth Jones	41	1,002:30	24:27	791:17	19:17	101:22	2:28	109:51	2:40	1146	0:52	28.0
Gregory Campbell	82	866:26	10:33	712:58	8:41	149:31	1:49	3:57	0:02	1256	0:41	15.3
Ryan Johansen +	38	659:10	17:20	533:12	14:01	12:41	0:20	113:17	2:58	813	0:48	21.4
Cody Goloubef	43	650:27	15:07	608:48	14:09	36:21	0:50	5:18	0:07	860	0:45	20.0
Rene Bourque	49	511:43	10:26	497:43	10:09	2:42	0:03	11:18	0:13	717	0:42	14.6
Kevin Connauton +	27	420:48	15:35	368:16	13:38	8:26	0:18	44:06	1:38	543	0:46	20.1
Justin Falk	24	341:25	14:13	318:59	13:17	22:00	0:55	0:26	0:01	477	0:42	19.9
Kerby Rychel *	32	304:27	9:30	303:06	9:28	0:09	0:00	1:12	0:02	447	0:40	14.0
Andrew Bodnarchuk +	16	232:39	14:32	222:02	13:52	8:28	0:31	2:09	0:08	326	0:42	20.4
David Clarkson	23	212:00	9:13	205:08	8:55	0:22	0:00	6:30	0:16	302	0:42	13.1
Jared Boll	30	199:30	6:39	196:03	6:32	2:14	0:04	1:13	0:02	321	0:37	10.7
Oliver Bjorkstrand *	12	191:43	15:58	165:39	13:48	0:31	0:02	25:33	2:07	239	0:48	19.9
Dean Kukan *	8	138:50	17:21	133:17	16:39	2:36	0:19	2:57	0:22	171	0:48	21.4
Josh Anderson *	12	128:23	10:41	127:21	10:36	0:47	0:03	0:15	0:01	177	0:43	14.8
Michael Chaput	8	71:59	8:59	71:40	8:57	0:00	0:00	0:19	0:02	104	0:41	13.0
Sonny Milano *	3	40:08	13:22	40:08	13:22	0:00	0:00	0:00	0:00	52	0:46	17.3
Markus Hannikainen *	4	28:35	7:08	28:09	7:02	0:12	0:03	0:14	0:03	48	0:35	12.0
John Ramage *	1	14:09	14:09	13:48	13:48	0:21	0:21	0:00	0:00	18	0:47	18.0
Michael Paliotta *	1	7:32	7:32	7:32	7:32	0:00	0:00	0:00	0:00	12	0:37	12.0

FACE-OFF REPORT

PLAYER	GP	EVEN STRENGTH			POWER PLAY			SHORTHANDED			TOTAL FACE-OFFS			
		W	L	FO%	W	L	FO%	W	L	FO%	W	L	TOTAL	FO%
Brandon Dubinsky	75	595	560	51.5	86	59	59.3	99	85	53.8	780	704	1,484	52.6
Alexander Wennberg	69	340	453	42.9	45	52	46.4	15	17	46.9	400	522	922	43.4
William Karlsson *	81	352	401	46.7	2	14	12.5	62	80	43.7	416	495	911	45.7
Ryan Johansen +	38	236	227	51.0	72	54	57.1	14	13	51.8	322	294	616	52.3
Gregory Campbell	82	188	197	48.8	1	1	50.0	40	55	42.1	229	253	482	47.5
Boone Jenner	82	126	107	54.1	26	27	49.1	4	4	50.0	156	138	294	53.1
Nick Foligno	72	76	77	49.7	7	9	43.8	0	7	0.0	83	93	176	47.2
Michael Chaput	8	49	26	65.3	0	0	0.0	0	0	0.0	49	26	75	65.3
Brandon Saad	78	15	14	51.7	3	0	100.0	1	1	50.0	19	15	34	55.9
Matt Calvert	73	7	7	50.0	0	0	0.0	0	0	0.0	7	7	14	50.0
David Clarkson	23	2	7	22.2	0	3	0.0	0	0	0.0	2	10	12	16.7
Rene Bourque	49	2	4	33.3	1	0	100.0	0	2	0.0	3	6	9	33.3
Cam Atkinson	81	1	2	33.3	0	0	0.0	1	0	100.0	2	2	4	50.0
Kerby Rychel *	32	1	2	33.3	0	0	0.0	0	0	0.0	1	2	3	33.3
Scott Hartnell	79	0	3	0.0	0	0	0.0	0	0	0.0	0	3	3	0.0
Jared Boll	30	1	0	100.0	1	0	100.0	0	0	0.0	2	0	2	100.0
Dalton Prout	64	0	1	0.0	0	0	0.0	0	0	0.0	0	1	1	0.0
Jack Johnson	60	0	1	0.0	0	0	0.0	0	0	0.0	0	1	1	0.0

+ Traded or Claimed Player

* Rookie

GAME-BY-GAME RESULTS

GM	DATE	OPPONENT	DEC	RECORD	SCORE	CBJ GOALS	GWG	PP	PK	SF-SA	W-GOALIE	L-GOALIE	ATT
1	10/09	NYR	L	00-01-00	2-4	13,20p	Hayes	1-5	2-2	33-25	Lundqvist	Bobrovsky	19,027+
2	10/10	at NYR	L	00-02-00	2-5	19,38p	Moore	1-5	1-2	39-29	Lundqvist	Bobrovsky	18,006
3	10/12	at BUF	L	00-03-00	2-4	20p,43p	Eichel	2-3	4-7	24-33	Johnson	Bobrovsky	18,075
4	10/14	OTT	L	00-04-00	3-7	20p,38,17	Zibanejad	1-4	2-3	41-27	Anderson	Bobrovsky	13,803
5	10/16	TOR	L	00-05-00	3-6	38,71,43p	Lupul	1-4	1-1	27-34	Reimer	Bobrovsky	13,885
6	10/17	at CHI	L	00-06-00	1-4	7	Teravainen	0-2	3-5	23-30	Crawford	McElhinney	21,563
7	10/20	NYI	L	00-07-00	0-4		Kulemin	0-6	1-1	37-29	Halak	McElhinney	14,295
8	10/22	at MIN	L	00-08-00	2-3	41,17p	Vanek	1-2	1-2	29-23	Dubnyk	Bobrovsky	18,650
9	10/24	at COL	W	01-08-00	4-3	38,38p,27,17	Dubinsky	1-5	5-6	36-34	Bobrovsky	Varlamov	18,007
10	10/27	at NJD	W	02-08-00	3-1	38,13,43	Atkinson	0-3	3-4	14-24	Bobrovsky	Schneider	12,847
11	10/30	at WSH	L	02-09-00	1-2	11	Oshie	0-3	2-2	30-28	Holtby	Bobrovsky	18,506
12	10/31	WPG	L	02-10-00	2-3	20,43	Wheeler	0-5	2-3	21-27	Pavelec	Bobrovsky	12,860
13	11/03	at SJS	W	03-10-00	5-2	20p,43,38,27,11	Jenner	1-2	4-4	24-43	Bobrovsky	Jones	15,491
14	11/05	at LAK	W	04-10-00	3-2	13p,17,9	Campbell	1-4	3-4	25-33	Bobrovsky	Quick	18,230
15	11/06	at ANA	L	04-11-00	2-4	43,43	Manson	0-2	2-3	36-34	Andersen	McElhinney	17,174
16	11/10	VAN	L	04-12-00	3-5	38p,7p,13s	Sutter	2-3	3-3	45-30	Markstrom	Bobrovsky	14,148
17	11/13	at PIT	W	05-12-00	2-1	43,20p	Saad	1-4	6-6	28-29	Bobrovsky	Fleury	18,610
18	11/14	ARI	W	06-12-00	5-2	25,19p,38p,25,20	Jenner	2-4	5-5	21-29	Bobrovsky	Smith	13,702
19	11/17	STL	W	07-12-00	3-1	29,20,20	Saad	0-4	2-2	38-20	Bobrovsky	Elliott	12,161
20	11/19	at OTT	L	07-13-00	0-3		Karlsson	0-3	4-5	25-29	Anderson	McElhinney	16,925
21	11/20	NSH	W	08-13-00	4-0	9,19,38,43	Campbell	0-1	3-3	18-39	Bobrovsky	Rinne	13,584
22	11/22	SJS	L	08-14-00	3-5	19,38,13	Dillon	0-3	4-5	31-29	Stalock	Bobrovsky	13,397
23	11/25	at NJD	W	09-14-00	2-1	25,11	Calvert	0-2	5-5	25-28	Bobrovsky	Schneider	13,567
24	11/27	PIT	W*	10-14-00	2-1	19,13	Atkinson	0-4	3-4	43-25	Bobrovsky	Fleury	18,205+
25	11/28	at STL	L	10-15-00	1-3	19	Upshall	0-1	2-3	24-32	Allen	Bobrovsky	19,227
26	12/01	at MTL	L	10-16-00	1-2	71	Pacioretty	0-1	3-4	23-26	Condon	Bobrovsky	21,288
27	12/04	FLA	O**	10-16-01	1-2	39	Barkov	0-4	2-2	23-32	Montoya	Bobrovsky	14,062
28	12/05	at PHI	W	11-16-01	4-1	71,7,71,43p	Johnson	1-3	2-2	34-28	Bobrovsky	Mason	18,202
29	12/08	LAK	O*	11-16-02	2-3	43p,11	Martinez	1-2	3-3	23-41	Quick	McElhinney	15,633
30	12/10	at WPG	L	11-17-02	4-6	38,43p,13,13	Perreault	1-4	2-3	29-35	Hellebuyck	McElhinney	15,294
31	12/12	NYI	O*	11-17-03	2-3	20,13	Okposo	0-0	2-3	30-19	Halak	McElhinney	12,342
32	12/14	TBL	L	11-18-03	1-2	17	Boyle	0-2	2-2	26-29	Bishop	Korpisalo	12,494
33	12/15	at DAL	L	11-19-03	1-5	43p	Goligoski	1-2	3-3	35-34	Lehtonen	Korpisalo	18,232
34	12/17	at ARI	W	12-19-03	7-5	20,11,41,13,71,23,17	Clarkson	0-1	2-3	21-32	McElhinney	Dominique	11,120
35	12/19	PHI	W**	13-19-03	3-2	20,27p	Dubinsky	1-6	2-2	37-32	Korpisalo	Mason	14,030
36	12/21	at PIT	L	13-20-03	2-5	41,38	Kessel	0-3	2-4	24-35	Murray	Korpisalo	18,602
37	12/26	at TBL	L	13-21-03	2-5	18,43	Stamkos	0-3	5-8	32-25	Bishop	Korpisalo	19,092
38	12/27	at FLA	L	13-22-03	2-3	20,13p	Barkov	1-4	6-6	17-32	Luongo	McElhinney	16,902
39	12/29	DAL	W	14-22-03	6-3	38,4,11,20,43,18	Saad	0-2	3-3	33-43	McElhinney	Niemi	15,836
40	01/02	WSH	W**	15-22-03	5-4	7p,20,7p,20	Johansen	2-3	4-6	29-33	Forsberg	Holtby	17,170
41	01/05	MIN	L	15-23-03	2-4	13,71	Parise	0-1	2-2	31-33	Dubnyk	Forsberg	18,241
42	01/08	at CAR	L	15-24-03	1-4	17p	Lindholm	1-5	3-4	36-29	Ward	Forsberg	14,211
43	01/09	CAR	O*	15-24-04	3-4	13s,41,34	J. Staal	0-2	3-4	24-30	Ward	Korpisalo	16,532
44	01/12	at NYI	L	15-25-04	2-5	25,58	Nelson	0-6	7-8	20-33	Greiss	Forsberg	13,115
45	01/13	at TOR	W	16-25-04	3-1	38,41,17p	Wennberg	1-2	3-3	22-42	Korpisalo	Reimer	18,903
46	01/16	COL	W	17-25-04	2-1	17,7	Johnson	0-3	3-3	21-30	Korpisalo	Pickard	17,776
47	01/19	WSH	L	17-26-04	3-6	21,38p,27	Backstrom	1-3	0-2	35-28	Holtby	Bobrovsky	12,291
48	01/21	CGY	L	17-27-04	2-4	43,17	Gaudreau	0-1	0-0	29-27	Ramo	Korpisalo	12,492
49	01/23	at BOS	O**	17-27-05	2-3	47,21	Spooner	0-4	5-5	33-34	Gustavsson	Korpisalo	17,565
50	01/25	MTL	W	18-27-05	5-2	13,13,20,20,13	Saad	0-2	2-3	25-34	Korpisalo	Condon	11,927
51	01/26	at MTL	W	19-27-05	5-2	38p,43p,17,13,20	Dubinsky	2-3	5-6	26-30	Korpisalo	Scrivens	21,288
52	02/02	at EDM	L	19-28-05	1-5	11	McDavid	0-5	1-3	37-35	Talbot	Korpisalo	16,839
53	02/04	at VAN	W**	20-28-05	2-1	43p	Wennberg	1-3	2-3	28-38	Korpisalo	Miller	18,199
54	02/05	at CGY	W	21-28-05	2-1	25,25	Karlsson	0-0	1-1	18-31	Korpisalo	Ramo	19,289
55	02/09	NYI	O**	21-28-06	2-3	13,17	Clutterbuck	0-1	1-2	31-46	Halak	Korpisalo	14,303
56	02/11	ANA	W**	22-28-06	4-3	25,20,17p	Atkinson	1-4	2-2	34-27	Korpisalo	Andersen	12,117
57	02/13	OTT	W	23-28-06	4-2	38,13,20,38	Saad	0-2	2-3	40-35	Korpisalo	Anderson	16,164
58	02/16	BOS	O*	23-28-07	1-2	41	Eriksson	0-3	4-4	29-30	Rask	Korpisalo	13,140
59	02/19	BUF	L	23-29-07	0-4		McGinn	0-6	4-5	38-35	Lehner	Korpisalo	14,923
60	02/22	at BOS	W	24-29-07	6-4	38p,38,25,43p,20,47	Saad	2-3	2-2	35-30	Korpisalo	Gustavsson	17,565
61	02/23	at DET	O**	24-29-08	1-2	38	Sheahan	0-3	1-1	29-28	Mrazek	McElhinney	20,027
62	02/25	NJD	W	25-29-08	6-1	71,71,20,71,17p,18	Foligno	1-2	4-4	24-26	Korpisalo	Schneider	12,590
63	02/27	FLA	W**	26-29-08	4-3	43,3p,20	Dubinsky	1-4	5-6	25-31	Korpisalo	Luongo	15,400
64	02/29	at NYR	L	26-30-08	1-2	13	Stepan	0-1	1-1	27-23	Raanta	Korpisalo	18,006
65	03/04	EDM	W	27-30-08	6-3	13,58,51,38p,43,58	Jenner	1-3	2-3	27-36	Korpisalo	Brossoit	15,010
66	03/05	at PHI	L	27-31-08	0-6		Raffl	0-2	4-4	19-36	Mason	McElhinney	19,645
67	03/08	DET	W	28-31-08	5-3	58p,23,38,13p,13	Atkinson	2-5	4-5	32-35	Korpisalo	Howard	14,426
68	03/11	PIT	L	28-32-08	2-3	9,13	Hagelin	0-2	2-3	27-31	Fleury	Bobrovsky	18,205+
69	03/13	TBL	L	28-33-08	0-4		Stamkos	0-5	3-3	37-37	Bishop	Bobrovsky	14,701
70	03/17	DET	L	28-34-08	1-3	41p	Zetterberg	1-3	3-3	28-22	Howard	Bobrovsky	14,415
71	03/19	NJD	W	29-34-08	6-3	13p,3,38,28,25,28	Bjorkstrand	1-4	2-4	34-30	Bobrovsky	Danis	14,447
72	03/20	at NJD	L	29-35-08	1-2	40	Smith-Pelly	0-3	3-3	28-22	Wedgewood	Korpisalo	15,146
73	03/22	PHI	W**	30-35-08	3-2	38s,13	Jenner	0-4	4-5	53-33	Bobrovsky	Mason	16,230
74	03/24	CAR	L	30-36-08	2-3	11,38	Lindholm	0-3	1-1	44-24	Lack	Bobrovsky	16,031
75	03/26	at NSH	L	30-37-08	1-5	38	Ekholm	0-1	2-3	19-48	Rinne	Korpisalo	17,113
76	03/28	at WSH	L	30-38-08	1-4	13	Wilson	0-3	4-5	22-40	Holtby	Bobrovsky	18,506
77	03/31	at NYI	L	30-39-08	3-4	17,20p,38,27	Lee	1-3	1-2	24-27	Greiss	Bobrovsky	13,857
78	04/02	at CAR	W	31-39-08	5-1	20,20,20,38p,28	Saad	1-4	2-2	27-27	Korpisalo	Lack	11,542
79	04/04	NYR	L	31-40-08	2-4	71,71	Zuccarello	0-4	1-1	29-30	Lundqvist	Korpisalo	15,951
80	04/06	at TOR	W	32-40-08	5-1	20,17,28,11,17	Dubinsky	0-2	2-2	32-27	Bobrovsky	Sparks	18,837
81	04/08	at BUF	W	33-40-08	4-1	11p,71,47,20	Foligno	1-2	3-4	30-35	Korpisalo	Kasdorf	19,070
82	04/09	CHI	W*	34-40-08	5-4	43,11,20,41,43p	Hartnell	1-2	4-5	25-26	Bobrovsky	Crawford	19,177+

+ Home Sellout * Overtime ** Shootout

GAME-BY-GAME RESULTS

HOME													
GM	DATE	OPPONENT	DEC	RECORD	SCORE	CBJ GOALS	GWG	PP	PK	SF-SA	W-GOALIE	L-GOALIE	ATT
1	10/09	NYR	L	00-01-00	2-4	13,20p	Hayes	1-5	2-2	33-25	Lundqvist	Bobrovsky	19,027+
2	10/14	OTT	L	00-02-00	3-7	20p,38,17	Zibanejad	1-4	2-3	41-27	Anderson	Bobrovsky	13,803
3	10/16	TOR	L	00-03-00	3-6	38,71,43p	Lupul	1-4	1-1	27-34	Reimer	Bobrovsky	13,885
4	10/20	NYI	L	00-04-00	0-4		Kulemin	0-6	1-1	37-29	Halak	McElhinney	14,295
5	10/31	WPG	L	00-05-00	2-3	20,43	Wheeler	0-5	2-3	21-27	Pavelec	Bobrovsky	12,860
6	11/10	VAN	L	00-06-00	3-5	38p,7p,13s	Sutter	2-3	3-3	45-30	Markstrom	Bobrovsky	14,148
7	11/14	ARI	W	01-06-00	5-2	25,19p,38p,25,20	Jenner	2-4	5-5	21-29	Bobrovsky	Smith	13,702
8	11/17	STL	W	02-06-00	3-1	29,20,20	Saad	0-4	2-2	38-20	Bobrovsky	Elliott	12,161
9	11/20	NSH	W	03-06-00	4-0	9,19,38,43	Campbell	0-1	3-3	18-39	Bobrovsky	Rinne	13,584
10	11/22	SJS	L	03-07-00	3-5	19,38,13	Dillon	0-3	4-5	31-29	Stalock	Bobrovsky	13,397
11	11/27	PIT	W*	04-07-00	2-1	19,13	Atkinson	0-4	3-4	43-25	Bobrovsky	Fleury	18,205+
12	12/04	FLA	O**	04-07-01	1-2	39	Barkov	0-4	2-2	23-32	Montoya	Bobrovsky	14,062
13	12/08	LAK	O*	04-07-02	2-3	43p,11	Martinez	1-2	3-3	23-41	Quick	McElhinney	15,633
14	12/12	NYI	O*	04-07-03	2-3	20,13	Okposo	0-0	2-3	30-19	Halak	McElhinney	12,342
15	12/14	TBL	L	04-08-03	1-2	17	Boyle	0-2	2-2	26-29	Bishop	Korpisalo	12,494
16	12/19	PHI	W**	05-08-03	3-2	20,27p	Dubinsky	1-6	2-2	37-32	Korpisalo	Mason	14,030
17	12/29	DAL	W	06-08-03	6-3	38,4,11,20,43,18	Saad	0-2	3-3	33-43	McElhinney	Niemi	15,836
18	01/02	WSH	W**	07-08-03	5-4	7p,20,7p,20	Johansen	2-3	4-6	29-33	Forsberg	Holtby	17,170
19	01/05	MIN	L	07-09-03	2-4	13,71	Parise	0-1	2-2	31-33	Dubnyk	Forsberg	12,411
20	01/09	CAR	O*	07-09-04	3-4	13s,41,34	J. Staal	0-2	3-4	24-30	Ward	Korpisalo	16,532
21	01/16	COL	W	08-09-04	2-1	17,7	Johnson	0-3	3-3	21-30	Korpisalo	Pickard	17,776
22	01/19	WSH	L	08-10-04	3-6	21,38p,27	Backstrom	1-3	0-2	35-28	Holtby	Bobrovsky	12,291
23	01/21	CGY	L	08-11-04	2-4	43,17	Gaudreau	0-1	0-0	29-27	Ramo	Korpisalo	12,492
24	01/25	MTL	W	09-11-04	5-2	13,13,20,20,13	Saad	0-2	2-3	25-34	Korpisalo	Condon	11,927
25	02/09	NYI	O**	09-11-05	2-3	13,17	Clutterbuck	0-1	1-2	31-46	Halak	Korpisalo	14,303
26	02/11	ANA	W**	10-11-05	4-3	25,20,17p	Atkinson	1-4	2-2	34-27	Korpisalo	Andersen	12,117
27	02/13	OTT	W	11-11-05	4-2	38,13,20,38	Saad	0-2	2-3	40-35	Korpisalo	Anderson	16,164
28	02/16	BOS	O*	11-11-06	1-2	41	Eriksson	0-3	4-4	29-30	Rask	Korpisalo	13,140
29	02/19	BUF	L	11-12-06	0-4		McGinn	0-6	4-5	38-35	Lehner	Korpisalo	14,923
30	02/25	NJD	W	12-12-06	6-1	71,71,20,71,17p,18	Foligno	1-2	4-4	24-26	Korpisalo	Schneider	12,590
31	02/27	FLA	W**	13-12-06	4-3	43,3p,20	Dubinsky	1-4	5-6	25-31	Korpisalo	Luongo	15,400
32	03/04	EDM	W	14-12-06	6-3	13,58,51,38p,43,58	Jenner	1-3	2-3	27-36	Korpisalo	Brossoit	15,010
33	03/08	DET	W	15-12-06	5-3	58p,23,38,13p,13	Atkinson	2-5	4-5	32-35	Korpisalo	Howard	14,426
34	03/11	PIT	L	15-13-06	2-3	9,13	Hagelin	0-2	2-3	27-31	Fleury	Bobrovsky	18,205+
35	03/13	TBL	L	15-14-06	0-4		Stamkos	0-5	3-3	37-37	Bishop	Bobrovsky	14,701
36	03/17	DET	L	15-15-06	1-3	41p	Zetterberg	1-3	3-3	28-22	Howard	Bobrovsky	14,415
37	03/19	NJD	W	16-15-06	6-3	13p,3,38,28,25,28	Bjorkstrand	1-4	2-4	34-30	Bobrovsky	Danis	14,447
38	03/22	PHI	W**	17-15-06	3-2	38s,13	Jenner	0-4	4-5	53-33	Bobrovsky	Mason	16,230
39	03/24	CAR	L	17-16-06	2-3	11,38	Lindholm	0-3	1-1	44-24	Lack	Bobrovsky	16,031
40	04/04	NYR	L	17-17-06	2-4	71,71	Zuccarello	0-4	1-1	29-30	Lundqvist	Korpisalo	15,951
41	04/09	CHI	W*	18-17-06	5-4	43,11,20,41,43p	Hartnell	1-2	4-5	25-26	Bobrovsky	Crawford	19,177+
ROAD													
GM	DATE	OPPONENT	DEC	RECORD	SCORE	CBJ GOALS	GWG	PP	PK	SF-SA	W-GOALIE	L-GOALIE	ATT
1	10/10	at NYR	L	00-01-00	2-5	19,38p	Moore	1-5	1-2	39-29	Lundqvist	Bobrovsky	18,006
2	10/12	at BUF	L	00-02-00	2-4	20p,43p	Eichel	2-3	4-7	24-33	Johnson	Bobrovsky	18,075
3	10/17	at CHI	L	00-03-00	1-4	7	Teravainen	0-2	3-5	23-30	Crawford	McElhinney	21,563
4	10/22	at MIN	L	00-04-00	2-3	41,17p	Vanek	1-2	1-2	29-23	Dubnyk	Bobrovsky	18,650
5	10/24	at COL	W	01-04-00	4-3	38,38p,27,17	Dubinsky	1-5	5-6	36-34	Bobrovsky	Varlamov	18,007
6	10/27	at NJD	W	02-04-00	3-1	38,13,43	Atkinson	0-3	3-4	14-24	Bobrovsky	Schneider	12,847
7	10/30	at WSH	L	02-05-00	1-2	11	Oshie	0-3	2-2	30-28	Holtby	Bobrovsky	18,506
8	11/03	at SJS	W	03-05-00	5-2	20p,43,38,27,11	Jenner	1-2	4-4	24-43	Bobrovsky	Jones	15,491
9	11/05	at LAK	W	04-05-00	3-2	13p,17,9	Campbell	1-4	3-4	25-33	Bobrovsky	Quick	18,230
10	11/06	at ANA	L	04-06-00	2-4	43,43	Manson	0-2	2-3	36-34	Andersen	McElhinney	17,174
11	11/13	at PIT	W	05-06-00	2-1	43,20p	Saad	1-4	6-6	28-29	Bobrovsky	Fleury	18,610
12	11/19	at OTT	L	05-07-00	0-3		Karlsson	0-3	4-5	25-29	Anderson	McElhinney	16,925
13	11/25	at NJD	W	06-07-00	2-1	25,11	Calvert	0-2	5-5	25-28	Bobrovsky	Schneider	13,567
14	11/28	at STL	L	06-08-00	1-3	19	Upshall	0-1	2-3	24-32	Allen	Bobrovsky	19,227
15	12/01	at MTL	L	06-09-00	1-2	71	Pacioretty	0-1	3-4	23-26	Condon	Bobrovsky	21,288
16	12/05	at PHI	W	07-09-00	4-1	71,71,71,43p	Johnson	1-3	2-2	34-28	Bobrovsky	Mason	18,202
17	12/10	at WPG	L	07-10-00	4-6	38,43p,13,13	Perreault	1-4	2-3	29-35	Hellebuyck	McElhinney	15,294
18	12/15	at DAL	L	07-11-00	1-5	43p	Goligoski	1-2	3-3	35-34	Lehtonen	Korpisalo	18,232
19	12/17	at ARI	W	08-11-00	7-5	20,11,41,13,71,23,17	Clarkson	0-1	2-3	21-32	McElhinney	Dominique	11,120
20	12/21	at PIT	L	08-12-00	2-5	41,38	Kessel	0-3	2-4	24-35	Murray	Korpisalo	18,602
21	12/26	at TBL	L	08-13-00	2-5	18,43	Stamkos	0-3	5-8	32-25	Bishop	Korpisalo	19,092
22	12/27	at FLA	L	08-14-00	2-3	20,13p	Barkov	1-4	6-6	17-32	Luongo	McElhinney	16,902
23	01/08	at CAR	L	08-15-00	1-4	17p	Lindholm	1-5	3-4	36-29	Ward	Forsberg	14,241
24	01/12	at NYI	L	08-16-00	2-5	25,58	Nelson	0-6	7-8	20-33	Greiss	Forsberg	13,115
25	01/13	at TOR	W	09-16-00	3-1	38,41,17p	Wennberg	1-2	3-3	22-42	Korpisalo	Reimer	18,903
26	01/23	at BOS	O**	09-16-01	2-3	47,21	Spooner	0-4	5-5	33-34	Gustavsson	Korpisalo	17,565
27	01/26	at MTL	W	10-16-01	5-2	38p,43p,17,13,20	Dubinsky	2-3	5-6	26-30	Korpisalo	Scrivens	21,288
28	02/02	at EDM	L	10-17-01	1-5	11	McDavid	0-5	1-3	37-35	Talbot	Korpisalo	16,839
29	02/04	at VAN	W**	11-17-01	2-1	43p	Wennberg	1-3	2-3	28-38	Korpisalo	Miller	18,199
30	02/05	at CGY	W	12-17-01	2-1	25,25	Karlsson	0-0	1-1	18-31	Korpisalo	Ramo	19,289
31	02/22	at BOS	W	13-17-01	6-4	38p,38,25,43p,20,47	Saad	2-3	2-2	35-30	Korpisalo	Gustavsson	17,565
32	02/23	at DET	O**	13-17-02	1-2	38	Sheahan	0-3	1-1	29-28	Mrazek	McElhinney	20,027
33	02/29	at NYR	L	13-18-02	1-2	13	Stepan	0-1	1-1	27-23	Raanta	Korpisalo	18,006
34	03/05	at PHI	L	13-19-02	0-6		Raffl	0-2	4-4	19-36	Mason	McElhinney	19,645
35	03/20	at NJD	L	13-20-02	1-2	40	Smith-Pelley	0-3	3-3	28-22	Wedgewood	Korpisalo	15,146
36	03/26	at NSH	L	13-21-02	1-5	38	Ekholm	0-1	2-3	19-48	Rinne	Korpisalo	17,113
37	03/28	at WSH	L	13-22-02	1-4	13	Wilson	0-3	4-5	22-40	Holtby	Bobrovsky	18,506
38	03/31	at NYI	L	13-23-02	3-4	17,20p,38,27	Lee	1-3	1-2	24-27	Greiss	Bobrovsky	13,857
39	04/02	at CAR	W	14-23-02	5-1	20,20,20,38p,28	Saad	1-4	2-2	27-27	Korpisalo	Lack	11,542
40	04/06	at TOR	W	15-23-02	5-1	20,17,28,11,17	Dubinsky	0-2	2-2	32-27	Bobrovsky	Sparks	18,837
41	04/08	at BUF	W	16-23-02	4-1	11p,71,47,20	Foligno	1-2	3-4	30-35	Korpisalo	Kasdorf	19,070

+ Home Sellout * Overtime ** Shootout

STATISTICAL BREAKDOWN

TEAM BY PERIOD

SCORING	1st	2nd	3rd	OT	TOT	AVG
COLUMBUS	61	73	77	2	213	2.60
Opponents	68	81	95	4	248	3.02
SHOTS	1st	2nd	3rd	OT	TOT	AVG
COLUMBUS	764	810	765	48	2,387	29.1
Opponents	823	874	809	44	2,550	31.1

MISCELLANEOUS RECORD

One-Goal Games	14-11-8
Two-Goal Games	7-11
Three or More-Goal Games	13-18

RECORD VS. NHL

vs. Metropolitan Division:	11-16-3
vs. Atlantic Division:	9-11-4
vs. EASTERN CONFERENCE:	20-27-7
vs. Central Division:	6-8-0
vs. Pacific Division:	8-5-1
vs. WESTERN CONFERENCE:	14-13-1

BLUE JACKETS RECORD WHEN...

PLAYING BACK-TO-BACK GAMES

	OVERALL
First Game:	9-8-1
Second Game:	7-9-2

SCORING

One Goal or Less	0-18-3
Two Goals or Less	6-33-7
Three Goals	6-6-1
Four Goals or More	22-1-0

ALLOWING

One Goal or Less	15-0-0
Two Goals or Less	23-5-3
Three Goals	7-8-4
Four Goals or More	4-27-1

In Overtime

In Overtime	8-8
Scoring a PP Goal	21-14-1
Shut out on the PP	13-26-7
Allowing a PP Goal	17-23-3
Killing All SH Situations	17-17-5
Scoring First Goal	22-10-3
Allowing First Goal	12-30-5
Leading After 1st Period	17-6-2
Tied After 1st Period	11-12-4
Trailing After 1st Period	6-22-2
Leading After 2nd Period	22-2-2
Tied After 2nd Period	6-8-4
Trailing After 2nd Period	6-30-2
Leading in Shots	11-20-2
Trailing in Shots	22-19-6
Shots Are Tied	1-1-0

RECORD BY MONTH

MONTH	REC	PTS
October	2-10-0	4
November	8-5-0	16
December	4-7-3	11
January	5-5-2	12
February	7-3-3	17
March	4-9-0	8
April	4-1-0	8
TOTALS	34-40-8	76

RECORD BY DAY

DAY	REC	PTS
Monday	2-6-0	4
Tuesday	7-9-4	18
Wednesday	3-1-0	6
Thursday	5-6-0	10
Friday	6-7-1	13
Saturday	11-7-3	25
Sunday	0-4-0	0
TOTALS	34-40-8	76

HOME

HOME	4-3-1
AWAY	5-5-0
AWAY	4-8-1

AWAY

HOME	0-5-2
AWAY	0-13-1
AWAY	4-21-2
AWAY	3-1-0
AWAY	9-1-0

HOME

HOME	5-0-0
AWAY	10-0-0
AWAY	10-1-2
AWAY	13-4-1
AWAY	6-4-3
AWAY	1-4-1
AWAY	2-12-1
AWAY	2-15-0

HOME

HOME	7-6
AWAY	1-2
AWAY	10-6-1
AWAY	11-8-0
AWAY	8-11-5
AWAY	5-15-2
AWAY	10-6-3
AWAY	7-17-0
AWAY	9-6-2

HOME

HOME	11-6-2
AWAY	11-4-1
AWAY	7-11-4
AWAY	5-19-1
AWAY	9-2-1
AWAY	8-4-1
AWAY	5-5-3
AWAY	6-7-1
AWAY	4-10-2
AWAY	2-12-0

HOME

HOME	10-2-2
AWAY	12-0-0
AWAY	4-4-2
AWAY	2-4-2
AWAY	4-11-2
AWAY	2-19-0
AWAY	7-10-1
AWAY	4-10-1
AWAY	11-6-5
AWAY	11-13-1
AWAY	0-1-0

HOME

HOME	0-1-0
------	-------

HAT TRICKS FOR - 3

GOALS	PLAYER	DATE	OPPONENT	OPPOSING GOALTENDER	RESULT
3	Cam Atkinson	Jan. 25, 2016	Montreal	Mike Condon	W, 5-2
3	Nick Foligno	Feb. 25, 2016	New Jersey at Carolina	Corey Schneider (2), Keith Kinkaid	W, 6-1
3	Brandon Saad	Apr. 2, 2016		Eddie Lack	W, 5-1

HAT TRICKS AGAINST - 2

GOALS	PLAYER	DATE	OPPONENT	CBJ GOALTENDER	RESULT
3	Zach Parise	Jan. 5, 2016	Minnesota	Anton Forsberg (2, EN)	L, 2-4
3	Brock Nelson	Jan. 12, 2016	at NY Islanders	Anton Forsberg (2, EN)	L, 2-5

EXTRA ATTACKER GOALS FOR - 6

DATE	OPPONENT	GOAL SCORER	TIME	PERIOD	RESULT
Nov. 6, 2015	at Anaheim	Scott Hartnell	19:00	3rd	L, 2-4
Dec. 10, 2015	at Winnipeg	Cam Atkinson	18:16	3rd	L, 4-6
Jan. 2, 2016	Washington	Brandon Saad	18:52	3rd	W, 5-4 (SO)
Jan. 5, 2016	Minnesota	Nick Foligno	19:44	3rd	L, 2-4
Mar. 22, 2016	Philadelphia	Boone Jenner	18:56	3rd	W, 3-2 (SO)
Mar. 22, 2016	Philadelphia	Cam Atkinson	19:52	3rd	W, 3-2 (SO)

EXTRA ATTACKER GOALS AGAINST - 7

DATE	OPPONENT	GOAL SCORER	TIME	PERIOD	RESULT
Nov. 5, 2015	at Los Angeles	Jeff Carter	19:00	3rd	W, 3-2
Dec. 8, 2015	Los Angeles	Jeff Carter	18:33	3rd	L, 2-3 (OT)
Jan. 5, 2016	Minnesota	Zach Parise	17:22	1st	L, 2-4
Jan. 13, 2016	at Toronto	Brad Boyes	17:33	3rd	W, 3-1
Feb. 22, 2016	at Boston	Loui Eriksson	17:03	3rd	W, 6-4
Mar. 8, 2016	Detroit	Tomas Tatar	15:44	3rd	W, 5-3
Mar. 8, 2016	Detroit	Andreas Athanasiou	16:30	3rd	W, 5-3

SPECIAL TEAMS

POWER PLAY	PPG	ATT	PCT	RANK
Overall	43	248	17.3	21st
Home:	21	131	16.0	28th
Road:	22	117	18.8	15th
8 shorthanded goals against				T-22nd

PENALTY KILLING	GA	ATT	PCT	RANK
Overall:	53	279	81.0	19th
Home:	22	126	82.5	16th
Road:	31	153	79.7	T-19th
3 shorthanded goals scored				T-24th

SHUTOUTS BY BLUE JACKETS - 1

DATE	OPPONENT	GOALTENDER	SV/SCORE
Nov. 20, 2015	Nashville	Sergei Bobrovsky	39/W, 4-0

SHUTOUTS BY OPPONENTS - 5

DATE	OPPONENT	GOALTENDER	SV/SCORE
Oct. 22, 2015	NY Islanders	Jaroslav Halak	37/L, 0-4
Nov. 19, 2015	at Ottawa	Craig Anderson	25/L, 0-3
Feb. 19, 2016	Buffalo	Robin Lehner	38/L, 0-4
Mar. 5, 2016	at Philadelphia	Steve Mason	19/L, 0-6
Mar. 13, 2016	Tampa Bay	Ben Bishop	37/L, 0-4

PENALTIES

GP	PIM	AVG	RANK
82	995	12.1	28th

SITUATIONAL SCORING

	GF	GA
5 ON 5	150	161
5 ON 4	38	9
5 ON 3	4	0
4 ON 4	1	2
4 ON 3	1	0
3 ON 3	1	4
3 ON 4	0	1
3 ON 5	0	4
4 ON 5	2	44
Empty Net	11	18
Penalty Shots	1	0
TOTALS	213	248

HIGHS & LOWS

TEAM SCORING

	2015-16 SEASON		FRANCHISE RECORD	
Most goals – game:	7	Dec. 17 at Arizona	8	3x, Nov. 10, 2010 vs. St. Louis – most recent
Most goals – period:	3	12x, 2nd period, Apr. 9 vs. Chicago – most recent	5	2x, 2nd period, Mar. 25, 2010 vs. Chicago – most recent
Most goals allowed – game:	7	Oct. 14 vs. Ottawa	10	Mar. 30, 2002 at San Jose
Most goals allowed – period:	4	3x, 2nd period, Feb. 2 at Edmonton – most recent	6	2nd period, Dec. 17, 2005 at Nashville
Fewest goals – game:	0	5x, Mar. 13 vs. Tampa Bay – most recent	0	106x, Mar. 13, 2016 vs. Tampa Bay – most recent
Fewest goals allowed – game:	0	Nov. 20 vs. Nashville	0	74x, Nov. 20, 2015 vs. Nashville – most recent
Most PP goals – game:	2	7x, Mar. 8 vs. Detroit – most recent	5	Dec. 10, 2006 vs. Ottawa
Most PP goals allowed – game:	3	2x, Dec. 26 at Tampa Bay – most recent	5	3x, Jan. 6, 2007 at San Jose – most recent
Most PP attempts – game:	6	4x, Feb. 19 vs. Buffalo – most recent	13	2x, Jan. 24, 2004 vs. Chicago – most recent
Most PP attempts allowed – game:	8	2x, Jan. 12 at NY Islanders – most recent	12	2x, Oct. 26, 2005 vs. Nashville – most recent
Most SH goals – game:	1	3x, Mar. 22 vs. Philadelphia – most recent	2	2x, Mar. 22, 2011 at Colorado – most recent
Most SH goals allowed – game:	2	Mar. 13 vs. Tampa Bay	2	11x, Mar. 13, 2016 vs. Tampa Bay – most recent
Best PP efficiency (multiple attempts):	2-of-3	5x, Feb. 22 at Boston – most recent	2-of-2	3x, Jan. 17, 2012 vs. Edmonton – most recent
Best PK efficiency:	6-of-6	2x, Dec. 27 at Florida – most recent	9-of-9	3x, Mar. 12, 2011 at Carolina – most recent
Largest margin of victory:	5	Feb. 25 vs. New Jersey	7	Nov. 10, 2010 vs. St. Louis
Largest margin of defeat:	6	Mar. 5 at Philadelphia	8	3x, Nov. 11, 2009 vs. Detroit

SHOTS

Most shots – game:	53	Mar. 22 vs. Philadelphia	54	Apr. 3, 2012 at Phoenix
Most shots – period:	22	2nd period, Nov. 10 vs. Vancouver	25	3rd period, Apr. 27, 2013 vs. Nashville
Most shots – overtime period:	8	Mar. 22 vs. Philadelphia	8	Mar. 22, 2016 vs. Philadelphia
Most shots allowed – game:	48	Mar. 26 at Nashville	55	Dec. 4, 2014 at Florida
Most shots allowed – period:	27	1st period, Mar. 26 at Nashville	27	1st period, Mar. 26, 2016 at Nashville
Most shots allowed – overtime period:	7	Feb. 9 vs. NY Islanders	11	Jan. 11, 2004 at Anaheim
Fewest shots – game:	14	Oct. 27 at New Jersey	10	Apr. 1, 2003 at Philadelphia
Fewest shots – period:	0	2nd period, Nov. 5 at Los Angeles	0	2nd period, Nov. 5, 2015 at Los Angeles
Fewest shots – overtime period:	0	Dec. 4 vs. Florida	0	31x, Dec. 4, 2015 vs. Florida – most recent
Fewest shots allowed – game:	19	Dec. 12 vs. NY Islanders	13	Feb. 21, 2009 vs. Anaheim
Fewest shots allowed – period:	2	2nd period, Apr. 2 at Carolina	0	3x, Mar. 18, 2014 vs. Carolina – most recent
Fewest shots allowed – overtime period:	1	7x, Apr. 9 vs. Chicago – most recent	0	23x, Apr. 2, 2015 vs. NY Islanders – most recent

PENALTIES

Most penalties – game:	11	Nov. 14 vs. Arizona	21	Jan. 11, 2006 vs. Pittsburgh
Most penalties – period:	6	2x, 3rd period, Nov. 19 at Ottawa – most recent	13	3rd period, Feb. 7, 2006 at Vancouver
Most penalty minutes – game:	32	3x, Mar. 13 vs. Tampa Bay	70	Feb. 21, 2003 at San Jose
Most penalty minutes – period:	26	2nd period, Dec. 26 at Tampa Bay	52	2nd period, Mar. 26, 2009 vs. Calgary
Fewest penalties – game:	1	3x, Apr. 4 vs. NY Rangers – most recent	0	2x, Nov. 20, 2013 at Calgary – most recent
Fewest penalty minutes – game:	2	3x, Apr. 4 vs. NY Rangers – most recent	0	2x, Nov. 20, 2013 at Calgary – most recent

STREAKS

Longest winning streak – overall:	3	2x, Apr. 6-9 – most recent	9	Mar. 18-Apr. 4, 2015
Longest winning streak – home:	4	Feb. 25-Mar. 8	6	2x, Mar. 24-Apr. 10, 2015 – most recent
Longest winning streak – road:	3	2x, Apr. 2-8 – most recent	8	Mar. 6-28, 2015 – most recent
Longest unbeaten streak (pt. earned):	6	Feb. 4-16 (4-0-2)	13	Mar. 18-Apr. 11, 2015 (12-0-1)
Longest unbeaten streak (pt. earned) – home:	5	Jan. 25-Feb. 16 (3-0-2)	12	Feb. 11-Mar. 31, 2013 (9-0-3)
Longest unbeaten streak (pt. earned) – road:	4	Feb. 4-23 (3-0-1)	10	Mar. 6-Apr. 11, 2015 (9-0-1)
Longest regulation losing streak – overall:	8	Oct. 9-22	8	3x, Oct. 9-22, 2015 – most recent
Longest regulation losing streak – home:	6	Oct. 9-Nov. 10	6	2x, Oct. 9-Nov. 10, 2015 – most recent
Longest regulation losing streak – road:	6	Feb. 29-Mar. 31	9	Oct. 12-Nov. 20, 2005
Longest streak without a win – overall:	8	Oct. 9-22 (0-8-0)	9	3x, Oct. 24-Nov. 11, 2014 (0-8-1) – most recent
Longest streak without a win – home:	6	Oct. 9-Nov. 10 (0-6-0)	8	2x, Oct. 4-Nov. 9, 2001 (0-6-2-0)
Longest streak without a win – road:	7	Feb. 23-Mar. 31 (0-6-1)	14	Oct. 9-Dec. 23, 2003 (0-11-1-2)

Bold indicates team record set in 2015-16

Bold italics indicates tied team record in 2015-16

INDIVIDUAL	2015-16 SEASON		FRANCHISE RECORD	
Most goals – game:	3	3x, Brandon Saad, Apr. 2 at Carolina – most recent	4	Geoff Sanderson, March 29, 2003 at Calgary
Most assists – game:	3	7x, Matt Calvert & William Karlsson – Feb. 25 vs. New Jersey – most recent	5	Espen Knutsen, March 24, 2001 vs. Calgary
Most points – game:	4	2x, Scott Hartnell – Apr. 9 vs. Chicago – most recent	5	4x, David Vyborny, Feb. 28, 2004 vs. Colorado – recent
Most goals – period:	2	7x, Brandon Saad, 2nd period, Apr. 2 at Carolina – most recent	3	3x, Jeff Carter, 1st period, Dec. 22, 2011 at Nashville – most recent
Most assists – period:	3	Matt Calvert, 1st period – Feb. 25 vs. New Jersey	3	6x, Matt Calvert, 1st period, Feb. 25, 2016 vs. New Jersey – most recent
Most points – period:	3	2x, Cam Atkinson, 3rd period, Mar. 8 vs. Detroit – most recent	3	23x, Cam Atkinson, 3rd period Mar. 8, 2016 vs. Detroit – most recent
Most power play goals – game:	1	43x, Scott Hartnell, Apr. 9 vs. Chicago – most recent	3	Bryan Berard, Jan. 9, 2006 at Phoenix
Most shorthanded goals – game:	1	3x, Boone Jenner, Mar. 22 vs. Philadelphia	1	94x, Boone Jenner, Mar. 22, 2016 vs. Philadelphia – most recent
Most shots on goal – game:	10	Brandon Dubinsky, Feb. 19 vs. Buffalo	10	9x, Brandon Dubinsky Feb. 19, 2016 vs. Buffalo – most recent
Most shots on goal – period:	5	3x, Boone Jenner, 1st period, Jan. 26 at Montreal – most recent	7	2x, Cam Atkinson, 3rd period, Nov. 8, 2014 vs. Tampa Bay – most recent
Highest Plus/Minus:	+4	4x, Dean Kukan, Apr. 6 at Toronto – most recent	+5	Fedor Tyutin, Oct. 11, 2014 vs. NY Rangers
Lowest Plus/Minus:	-4	5x, David Savard, Dec. 15 at Dallas	-5	3x, Espen Knutsen, Feb. 23, 2003 at Vancouver – most recent
Most penalty minutes – game:	17	2x, Scott Hartnell, Dec. 26 at Tampa Bay – most recent	31	Duvie Westcott, Apr. 13, 2006 vs. St. Louis
Most penalty minutes – period:	17	Gregory Campbell, 1st period, Dec. 10 at Winnipeg	31	Duvie Westcott, 2nd period, Apr. 13, 2006 vs. St. Louis
Most ice time – forward (regulation game):	22:04	Brandon Dubinsky, Jan. 26 at Montreal	27:19	Ray Whitney, Oct. 14, 2002 vs. Phoenix
Most ice time – def. (regulation game):	30:48	David Savard, Nov. 20 vs. Nashville	34:59	Jack Johnson, Feb. 2, 2013 vs. Detroit
Most ice time – forward (overtime game):	23:42	Brandon Dubinsky, Mar. 22 vs. Philadelphia	27:43	David Vyborny, Dec. 8, 2005 vs. NY Islanders
Most ice time – def. (overtime game):	31:49	Ryan Murray, Dec. 19 vs. Philadelphia	33:18	Deron Quint, Nov. 21, 2001 vs. Detroit
Longest point scoring streak:	7	Brandon Saad, Dec. 17-Jan. 2 (6-5-11)	13	Ryan Johansen, Dec. 18, 2014-Jan. 17, 2015 (8-8-16)
Longest goal-scoring streak:	3	5x, Matt Calvert, Apr. 6-9 (3G) – most recent	7	Geoff Sanderson, Nov. 5-17, 2002 (8G)
Longest assist-scoring streak:	4	2x, Seth Jones, Jan. 13-21 (5A) – most recent	8	R.J. Umberger, Nov. 10-26, 2010 (8A)
Most saves by a goalie – game:	44	Joonas Korpisalo, Feb. 9 vs. NY Islanders	52	Sergei Bobrovsky, Dec. 4 at Florida
Most saves by a goalie – period:	25	Joonas Korpisalo, 1st period, Mar. 26 at Nashville	25	Joonas Korpisalo, 1st period, Mar. 26, 2016 at Nashville
MISCELLANEOUS				
Fastest goal to start – game:	0:35	Boone Jenner, Dec. 29 vs. Dallas	0:10	2x, Cam Atkinson, Mar. 28, 2013 at Edmonton – most recent
Fastest goal to start allowed – game:	0:09	Patrick Kane, Apr. 9 vs. Chicago	0:08	2x, Antti Laaksonen, Feb. 10, 2006 vs. Colorado – most recent
Fastest goal to start – period:	0:21	Boone Jenner, 2nd period, Feb. 22 at Boston	0:10	2x, Cam Atkinson, Mar. 28, 2013, first period
Fastest goal to start allowed – period:	0:09	Patrick Kane, 1st period, Apr. 9 vs. Chicago	0:08	2x, Antti Laaksonen, Feb. 10, 2006 vs. Colorado – most recent
Fastest two goals:	0:11	Oliver Bjorkstrand 8:43 (3rd) & Matt Calvert 9:30 (3rd), Mar. 19 vs. New Jersey	0:08	2x, Vinny Prospal 5:37 (2nd) & Mark Letestu 5:45 (2nd), Feb. 11, 2013 vs. San Jose – most recent
Fastest two goals against:	0:10	Sam Gagner 17:13 (2nd) & Claude Giroux 17:23 (2nd), Mar. 5 at Philadelphia	0:05	Tomas Holmstrom 10:44 (2nd) & Pavel Datsyuk 10:49 (2nd) – Nov. 24, 2007 vs. Detroit
Fastest three goals:	4:07	Oliver Bjorkstrand 8:43 (3rd), Matt Calvert 9:39 (3rd) & Brandon Dubinsky 12:50 (3rd), Apr. 6 at Toronto	1:15	Nick Foligno 13:05 (2nd), Nick Foligno 13:56 (2nd) & Artem Anisimov 14:20 (2nd), Mar. 22, 2013 vs. Calgary
Fastest three goals against:	1:17	Oscar Lindberg 17:24 (3rd), Kevin Hayes 17:41 (3rd) & Mats Zuccarello 18:41 (3rd), Oct. 9 vs. NY Rangers	1:16	Tomas Holmstrom 8:05 (3rd), Holmstrom 8:45 (3rd) & Dan Cleary 9:21 (3rd), Apr. 7, 2010 at Detroit

Bold indicates individual record set in 2015-16
Bold italics indicates tied individual record in 2015-16

INJURY REPORT/2015-16 TRANSACTIONS

The Blue Jackets lost 298 man games due to injury in 2015-16, the fourth-highest single season total in club history... The man games missed totals for the club's previous seasons were – 2014-15: 508; 2013-14: 297; 2012-13: 137; 2011-12: 411; 2010-11: 244; 2009-10: 275; 2008-09: 343; 2007-08: 233; 2006-07: 290; 2005-06: 289; 2003-04: 213; 2002-03: 199; 2001-02: 155 and 2000-01: 176.

Player	Injury	Date of Injury/First Game Missed	First Game Back From Injury	Games Missed
Josh Anderson	Fractured Orbital Bone	Oct. 9 vs. NY Rangers	Oct. 24 at Colorado (assigned prior)	8
Sergei Bobrovsky	Groin	Dec. 10 at Winnipeg	Jan. 16 vs. Colorado (backup)	16
	Groin	Jan. 25 vs. Montreal	Mar. 11 vs. Pittsburgh	19
Jared Boll	Foot	Nov. 19 at Ottawa	Dec. 12 vs. NY Islanders (healthy extra)	11
Rene Bourque	Upper Body	Nov. 25 at New Jersey	Dec. 19 vs. Philadelphia (healthy extra)	12
Matt Calvert	Knee	Jan. 2 vs. Washington	Jan. 23 at Boston	9
David Clarkson	Lower Body	Oct. 9 vs. NY Rangers	Oct. 16 vs. Toronto	4
	Back	Nov. 5 at Los Angeles	Dec. 10 at Winnipeg	16
	Upper Body	Jan. 5 vs. Minnesota	Feb. 25 vs. New Jersey (healthy extra)	21
Brandon Dubinsky	Upper Body	Mar. 13 vs. Tampa Bay		14
	Elbow	Nov. 13 at Pittsburgh	Nov. 25 at New Jersey	6
Nick Foligno	Lower Body	Dec. 21 at Pittsburgh	Dec. 29 vs. Dallas	3
	Upper Body	Jan. 9 vs. Carolina	Jan. 23 at Boston	6
Cody Goloubef	Illness	Mar. 22 vs. Philadelphia	Mar. 24 vs. Carolina	1
	Jaw	Nov. 22 vs. San Jose	Jan. 6 vs. Minnesota	19
Markus Hannikainen	Oblique Strain	Apr. 6 at Toronto		3
	Shoulder	Dec. 1 at Montreal	Jan. 16 vs. Colorado	20
Ryan Johansen	Illness	Oct. 24 at Colorado	Oct. 30 at Washington	2
Jack Johnson	Upper Body	Dec. 17 at Arizona	Dec. 21 at Pittsburgh	2
	Shoulder	Feb. 27 vs. New Jersey		20
Curtis McElhinney	Ankle	Jan. 5 vs. Minnesota	Feb. 16 vs. Boston	17
	Knee	Mar. 19 vs. New Jersey		12
Brandon Saad	Illness	Oct. 30 at Washington	Oct. 31 vs. Winnipeg	1
	Upper Body	Mar. 5 at Philadelphia	Mar. 13 vs. Tampa Bay	3
David Savard	Lower Body	Dec. 17 at Arizona	Jan. 2 vs. Washington	6
	Oblique Strain	Jan. 16 vs. Colorado	Feb. 13 vs. Ottawa	11
Fedor Tyutin	Nose	Nov. 22 vs. San Jose	Dec. 5 at Philadelphia	6
	Illness	Mar. 17 vs. Detroit	Mar. 19 vs. New Jersey	1
Alexander Wennberg	Lower Body	Mar. 26 at Nashville		8
	Concussion	Oct. 10 at NY Rangers	Oct. 20 vs. NY Islanders	5
	Lower Body	Nov. 3 at San Jose	Nov. 5 at Los Angeles	1
Daniel Zaar	Foot	Nov. 13 at Pittsburgh	Nov. 25 at New Jersey	6
	Lower Body	Mar. 20 at New Jersey	Mar. 22 vs. Philadelphia	1
	Ribs	Oct. 9 vs. NY Rangers	Oct. 24 at Colorado (assigned prior)	8

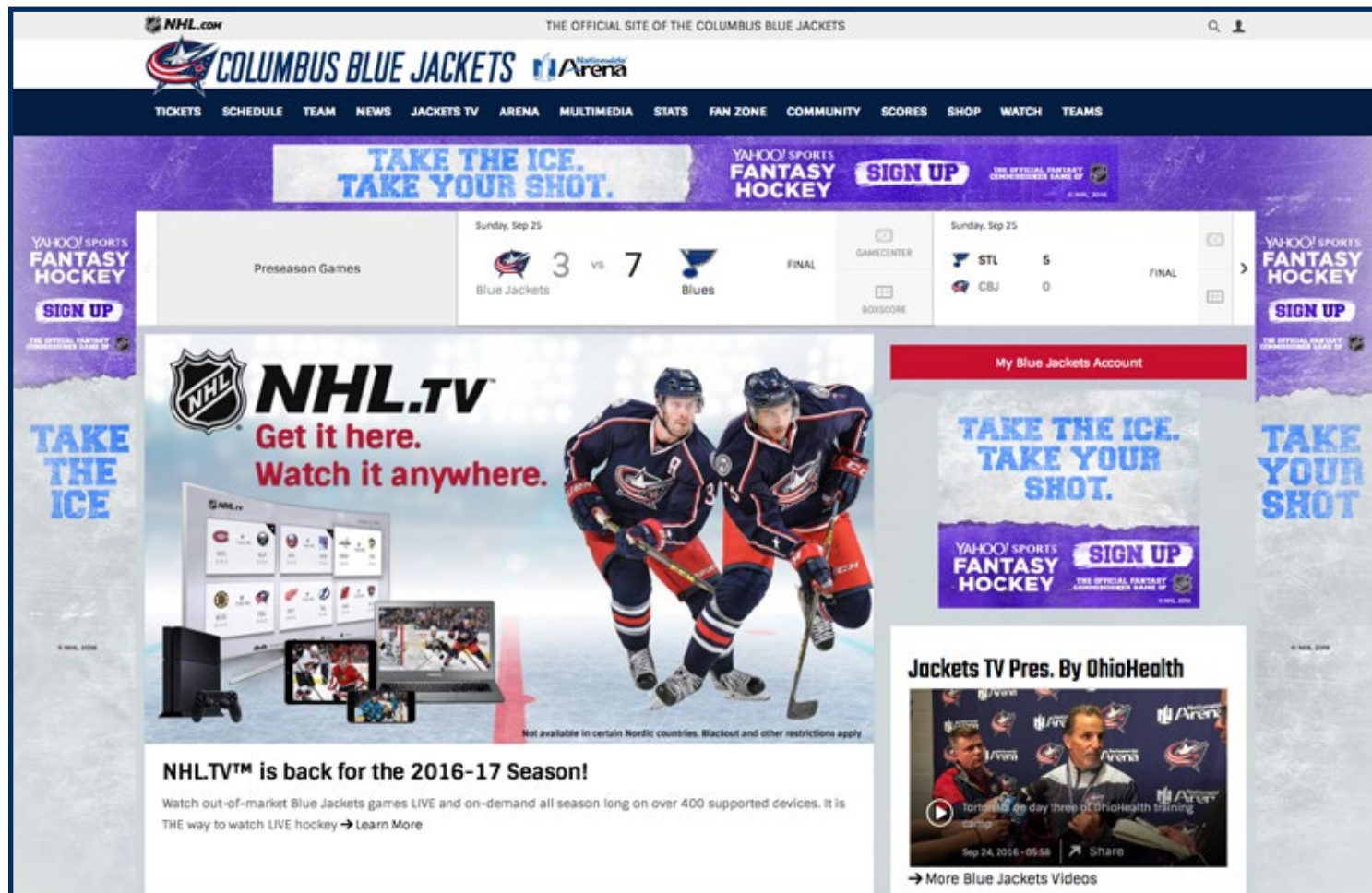
TOTAL MAN GAMES MISSED: 298

2015-16 TRANSACTIONS

DATE	TRANSACTION	DATE	TRANSACTION
Sept. 23, 2015	LW Paul Bittner (Portland/WHL), RW Keegan Kolesar (Seattle/WHL), D Olivier LeBlanc (Cape Breton/QMJHL), LW Julien Pelletier (Sherbrooke/QMJHL), D Sam Ruopp (Prince George/WHL), RW Kole Sherwood (London/OHL) and D Blake Siebenaler (Niagara/OHL) assigned to respective major junior clubs. RW Seth Ambroz, LW Ryan Craig, C Peter Quenneville, G Brad Thiessen and LW Trent Vogelhuber assigned to Lake Erie (AHL). D Veeti Vainio assigned to Blues (Finland's Liiga). G Dustin Carlson released from tryout contract.	Oct. 1, 2015	D Oleg Yevenko signed to a one-year, two-way contract (NHL/AHL).
Sept. 25, 2015	RW Oliver Bjorkstrand, C Alex Broadhurst, D Dillon Heatherington, LW Sonny Milano, LW Nick Moutrey, D Michael Paliotta, D John Ramage, C Lukas Sedlak and C T.J. Tynan assigned to Lake Erie (AHL). D Austin Madaisky and D Jaime Sifers placed on waivers for purpose of assignment to Lake Erie. LW Antti Pihlstrom, C Dante Salituro and C James Sheppard released from tryout contracts.	Oct. 2, 2015	RW Oliver Bjorkstrand, C Alex Broadhurst, LW Ryan Craig, LW Sonny Milano, C Lukas Sedlak, G Brad Thiessen and C TJ Tynan recalled from Lake Erie (AHL).
		Oct. 3, 2015	RW Oliver Bjorkstrand, C Alex Broadhurst, LW Ryan Craig, LW Sonny Milano, C Lukas Sedlak, G Brad Thiessen and C TJ Tynan assigned to Lake Erie (AHL).
Sept. 26, 2015	G Anton Forsberg, G Joonas Korpi and D Oleg Yevenko assigned to Lake Erie (AHL).	Oct. 3, 2015	LW Markus Hannikainen, D Dean Kukan and LW Kerby Rychel assigned to Lake Erie (AHL).
		Oct. 5, 2015	D Andrew Bodnarchuk, C Michael Chaput and D Justin Falk assigned to Lake Erie (AHL) after clearing waivers.
Sept. 28, 2015	LW Brett Gallant assigned to Lake Erie (AHL) after clearing waivers.	Oct. 16, 2015	C Alexander Wennberg placed on Injured Reserve (concussion) retroactive to Oct. 9. LW Kerby Rychel recalled from Lake Erie (AHL).
		Oct. 16, 2015	LW Kerby Rychel assigned to Lake Erie (AHL).
Sept. 26, 2015	G Anton Forsberg, G Joonas Korpi and D Oleg Yevenko assigned to Lake Erie (AHL).	Oct. 16, 2015	LW Kerby Rychel recalled from Lake Erie (AHL).
		Oct. 20, 2015	C Alexander Wennberg activated from Injured Reserve. LW Kerby Rychel assigned to Lake Erie (AHL).
Sept. 28, 2015	LW Brett Gallant assigned to Lake Erie (AHL) after clearing waivers.	Oct. 23, 2015	RW Josh Anderson and RW Daniel Zaar assigned to Lake Erie (AHL).

DATE	TRANSACTION	DATE	TRANSACTION
Nov. 4, 2015	RW David Clarkson placed on Injured Reserve (back). LW Kerby Rychel recalled from Lake Erie (AHL).	Feb. 15, 2016	G Curtis McElhinney activated from Injured Reserve. G Anton Forsberg assigned to Lake Erie (AHL).
Nov. 6, 2015	LW Kerby Rychel assigned to Lake Erie (AHL).	Feb. 25, 2016	RW David Clarkson activated from Injured Reserve. D Justin Falk assigned to Lake Erie (AHL).
Nov. 11, 2015	C Alexander Wennberg placed on Injured Reserve (foot).	Feb. 26, 2016	D Jack Johnson placed on Injured Reserve (shoulder). D Michael Paliotta recalled from Lake Erie (AHL).
Nov. 14, 2015	LW Kerby Rychel added to roster on emergency recall from Lake Erie (AHL).	Feb. 27, 2016	D Michael Paliotta assigned to Lake Erie (AHL).
Nov. 16, 2015	C Brandon Dubinsky placed on Injured Reserve (elbow) retroactive to Nov. 10.	Feb. 29, 2016	LW Kerby Rychel assigned to Lake Erie (AHL).
Nov. 18, 2015	RW Josh Anderson recalled from Lake Erie (AHL).	Feb. 29, 2016	LW Boone Jenner signed to two-year contract extension.
Nov. 18, 2015	RW Jared Boll placed on Injured Reserve (foot). C Michael Chaput recalled from Lake Erie (AHL).	Mar. 1, 2016	D John Ramage signed to two-year, two-way NHL/AHL contract extension.
Nov. 20, 2015	C Michael Chaput assigned to Lake Erie (AHL).	Mar. 7, 2016	D Oleg Yevenko signed to one-year, two-way NHL/AHL contract extension.
Nov. 21, 2015	D Andrew Bodnarchuk recalled from Lake Erie (AHL).	Mar. 9, 2016	G Sergei Bobrovsky activated off Injured Reserve. G Joonas Korpisalo assigned to Lake Erie (AHL).
Nov. 24, 2015	C Brandon Dubinsky and C Alexander Wennberg activated off Injured Reserve. RW Rene Bourque (upper body) and D Cody Goloubef (jaw) placed on Injured Reserve.	Mar. 16, 2016	RW Oliver Bjorkstrand and C Michael Chaput recalled from Lake Erie (AHL). D John Ramage added to roster on emergency recall from Lake Erie.
Nov. 24, 2015	D Justin Falk recalled from Lake Erie (AHL). RW Josh Anderson assigned to Lake Erie (AHL).	Mar. 17, 2016	D Justin Falk added to roster on emergency recall from Lake Erie (AHL).
Nov. 27, 2015	LW Markus Hannikainen recalled from Lake Erie (AHL).	Mar. 17, 2016	D Justin Falk and D John Ramage assigned to Lake Erie (AHL).
Nov. 30, 2015	LW Markus Hannikainen placed on Injured Reserve (shoulder).	Mar. 18, 2016	D Justin Falk added to roster on emergency recall from Lake Erie (AHL).
Nov. 30, 2015	C Michael Chaput recalled from Lake Erie (AHL).	Mar. 19, 2016	G Joonas Korpisalo added to roster on emergency recall from Lake Erie (AHL).
Dec. 4, 2015	D Justin Falk and LW Kerby Rychel assigned to Lake Erie (AHL).	Mar. 20, 2016	D Justin Falk assigned to Lake Erie (AHL).
Dec. 9, 2015	G Joonas Korpisalo added to roster on emergency recall from Lake Erie (AHL).	Mar. 21, 2016	C Jordan Maletta signed to three-year entry level contract.
Dec. 9, 2015	RW David Clarkson activated from Injured Reserve.	Mar. 24, 2016	C Michael Chaput assigned to Lake Erie (AHL).
Dec. 10, 2015	G Sergei Bobrovsky placed on Injured Reserve (groin).	Mar. 25, 2016	D Dean Kukan added to roster on emergency recall from Lake Erie (AHL).
Dec. 11, 2015	C Michael Chaput assigned to Lake Erie (AHL).	Mar. 25, 2016	D Dalton Prout signed to two-year contract extension.
Dec. 12, 2015	RW Jared Boll activated from Injured Reserve.	Mar. 26, 2016	C Michael Chaput added to roster on emergency recall from Lake Erie (AHL).
Dec. 16, 2015	D Justin Falk added to roster on emergency recall from Lake Erie (AHL).	Mar. 26, 2016	C Michael Chaput assigned to Lake Erie (AHL).
Dec. 19, 2015	RW Rene Bourque activated from Injured Reserve. D David Savard placed on Injured Reserve retroactive to Dec. 15 (lower body).	Mar. 28, 2016	D Dean Kukan assigned to Lake Erie (AHL).
Dec. 30, 2015	G Sergei Bobrovsky activated from Injured Reserve. LW Matt Calvert placed on Injured Reserve (knee). G Joonas Korpisalo assigned to Lake Erie (AHL).	Mar. 29, 2016	D Zach Werenski signed to three-year entry level contract.
Jan. 2, 2016	D David Savard activated from Injured Reserve. G Sergei Bobrovsky placed on Injured Reserve retroactive to Dec. 31 (groin). G Anton Forsberg added to roster on emergency recall from Lake Erie (AHL).	Mar. 30, 2016	LW Sonny Milano recalled from Lake Erie (AHL). D Dean Kukan added to roster on emergency recall from Lake Erie.
Jan. 4, 2016	G Curtis McElhinney placed on Injured Reserve (ankle). G Joonas Korpisalo added to roster on emergency recall from Lake Erie (AHL).	Mar. 31, 2016	D Justin Falk added to roster on emergency recall from Lake Erie (AHL).
Jan. 5, 2016	D Cody Goloubef activated from Injured Reserve. RW David Clarkson placed on Injured Reserve (upper body). D Andrew Bodnarchuk claimed off waivers by Colorado.	Mar. 31, 2016	D Justin Falk assigned to Lake Erie (AHL).
Jan. 6, 2016	D Seth Jones acquired from Nashville in exchange for C Ryan Johansen. RW Josh Anderson recalled from Lake Erie (AHL).	Mar. 31, 2016	D Justin Falk added to roster on emergency recall from Lake Erie (AHL).
Jan. 9, 2016	RW Nick Foligno placed on Injured Reserve (upper body). LW Kerby Rychel added to roster on emergency recall from Lake Erie (AHL).	Apr. 2, 2016	D Justin Falk assigned to Lake Erie (AHL).
Jan. 13, 2016	D Kevin Connauton claimed off waivers by Arizona.	Apr. 5, 2016	RW Josh Anderson and D Justin Falk (emergency conditions) recalled from Lake Erie (AHL). LW Sonny Milano assigned to Lake Erie.
Jan. 15, 2016	G Sergei Bobrovsky and LW Markus Hannikainen activated from Injured Reserve. G Anton Forsberg assigned to Lake Erie (AHL).	Apr. 9, 2016	RW Josh Anderson and RW Oliver Bjorkstrand assigned to Lake Erie (AHL).
Jan. 22, 2016	G Anton Forsberg added to roster on Emergency Recall from Lake Erie (AHL). LW Markus Hannikainen assigned to Lake Erie.	Apr. 9, 2016	D Dean Kukan, D Justin Falk and G Joonas Korpisalo assigned to Lake Erie (AHL).
Jan. 22, 2016	LW Matt Calvert and RW Nick Foligno activated from Injured Reserve. G Sergei Bobrovsky (groin) and D David Savard (oblique straining; retroactive to Jan. 13) placed on Injured Reserve.		
Jan. 24, 2016	RW Josh Anderson assigned to Lake Erie (AHL).		
Jan. 27, 2016	G Anton Forsberg loaned to Lake Erie (AHL) for conditioning purposes.		
Jan. 31, 2016	G Anton Forsberg recalled from Lake Erie (AHL).		
Feb. 11, 2016	D Ryan Murray signed to two-year contract extension.		
Feb. 12, 2016	D David Savard activated from Injured Reserve.		

The official web site of the Columbus Blue Jackets, BlueJackets.com, is the ULTIMATE source for all things Blue Jackets. The home for everything Blue Jackets, BlueJackets.com, with a new mobile friendly design, offers fans a comprehensive menu of feature stories, video and audio content, player bios, updated statistics, blogs, an on-line store, the most up to date news about the Jackets, the NHL and much more.



JACKETS TV

Jackets TV presented by OhioHealth offers fans exclusive content including: inside access off-ice player features, insider interviews with players, coaches, team management and broadcasters, extensive game day coverage, game highlights, live press conferences and more. If it is happening with the Blue Jackets, it is happening on Jackets TV.

EXTENSIVE GAME DAY COVERAGE

On game days, there is no better place for coverage before and after the action on the ice. Before the game, fans can read team game notes and BlueJackets.com's exclusive game preview, as well as watch team interviews with players and coaches. During the game, fans can listen or watch the game via FOX Sports Go (in market) or NHL.tv (out of market), while keeping track of real time game statistics and scoring throughout. After the final horn sounds, Jackets TV goes into the dressing room for player reaction and Head Coach John Tortorella's post game comments.

LATEST BLUE JACKETS NEWS

Fans and media who log on to BlueJackets.com will also find all team press releases and announcements, as well as feature stories on players and prospects in the minor pro, major junior and college ranks, exclusive blogs, promotions, ticket and schedule information, as well as the latest news from around the NHL and world of hockey.

SOCIAL MEDIA PLATFORMS

Stay connected to the Blue Jackets, receive exclusive offers and enter special contests to win tickets, autographed merchandise and more through the team's official pages on Facebook, Twitter, Instagram, Snapchat and Youtube. Visit the Social Media page on BlueJackets.com to learn more or follow us on our accounts @BlueJacketsNHL:



VS. THE NHL



ALL-TIME RECORD VS. OTHER CLUBS

	TOTAL									AT HOME						ON ROAD									
	GP	W	L	T	OL	GF*	GA*	PTS		GP	W	L	T	OL	GF*	GA*	PTS	GP	W	L	T	OL	GF*	GA*	PTS
ANAHEIM	53	26	23	1	3	140	150	56		26	14	11	0	1	70	66	29	27	12	12	1	2	70	84	27
ARIZONA	53	21	26	4	2	130	149	48		26	13	11	1	1	67	65	28	27	8	15	3	1	63	84	20
BOSTON	21	8	7	0	6	51	61	22		11	4	4	0	3	26	35	11	10	4	3	0	3	25	26	11
BUFFALO	23	13	9	1	0	65	60	27		10	5	4	1	0	29	27	11	13	8	5	0	0	36	33	16
CALGARY	53	29	18	0	6	139	132	64		27	17	6	0	4	79	58	38	26	12	12	0	2	60	74	26
CAROLINA	26	12	12	0	2	71	67	26		12	5	6	0	1	31	30	11	14	7	6	0	1	40	37	15
CHICAGO	79	31	38	2	8	217	262	72		40	17	17	1	5	127	139	40	39	14	21	1	3	90	123	32
COLORADO	53	16	32	1	4	108	178	37		26	8	15	1	2	49	84	19	27	8	17	0	2	59	94	18
DALLAS	53	20	27	0	6	124	152	46		27	10	13	0	4	66	78	24	26	10	14	0	2	58	74	22
DETROIT	83	28	42	1	12	183	255	69		43	17	18	1	7	93	124	42	40	11	24	0	5	90	131	27
EDMONTON	53	19	28	3	3	133	189	44		27	13	10	3	1	76	89	30	26	6	18	0	2	57	100	14
FLORIDA	21	14	6	0	1	59	48	29		11	8	2	0	1	31	21	17	10	6	4	0	0	28	27	12
LOS ANGELES	53	22	26	1	4	124	155	49		26	13	10	0	3	70	79	29	27	9	16	1	1	54	76	20
MINNESOTA	52	26	22	1	3	123	125	56		25	16	8	1	0	66	52	33	27	10	14	0	3	57	73	23
MONTREAL	20	9	9	1	1	47	48	20		8	3	4	0	1	20	21	7	12	6	5	1	0	27	27	13
NASHVILLE	80	25	44	1	10	173	241	61		39	17	17	0	5	89	107	39	41	8	27	1	5	84	135	22
NEW JERSEY	25	12	11	1	1	63	61	26		13	8	5	0	0	41	33	16	12	4	6	1	1	22	28	10
NY ISLANDERS	27	14	7	1	5	80	79	34		15	9	2	1	3	47	37	22	12	5	5	0	2	33	42	12
NY RANGERS	24	9	11	1	3	67	71	22		13	6	7	0	0	37	33	12	11	3	4	1	3	30	38	10
OTTAWA	20	7	11	2	0	52	63	16		10	4	5	1	0	30	35	9	10	3	6	1	0	22	28	7
PHILADELPHIA	24	12	9	3	0	65	70	27		12	8	2	2	0	34	25	18	12	4	7	1	0	31	45	9
PITTSBURGH	27	10	14	0	3	71	87	23		14	6	5	0	3	40	43	15	13	4	9	0	0	31	44	8
ST. LOUIS	79	29	36	3	11	204	239	72		39	19	13	2	5	109	100	45	40	10	23	1	6	95	139	27
SAN JOSE	53	20	28	0	5	127	150	45		27	14	10	0	3	75	57	31	26	6	18	0	2	52	93	14
TAMPA BAY	22	7	12	1	2	42	56	17		11	5	6	1	0	24	27	11	11	2	7	0	2	18	29	6
TORONTO	19	9	9	1	0	53	55	19		8	3	5	0	0	24	29	6	11	6	4	1	0	29	26	13
VANCOUVER	53	18	26	2	7	128	180	45		27	10	12	2	3	63	88	25	26	8	14	0	4	65	92	20
WASHINGTON	27	9	12	1	5	78	91	24		15	6	6	0	3	49	52	15	12	3	6	1	2	29	39	9
WINNIPEG	20	10	9	0	0	51	49	20		10	5	5	0	0	24	23	10	10	5	5	0	0	27	26	10
TOTALS	1,196	485	565	33	113	2,968	3,523	1,116		598	283	238	18	59	1,586	1,656	643	598	202	327	15	54	1,382	1,867	473

*GOALS SCORED IN REGULATION AND OVERTIME

LAST 10 GAMES VS. OTHER CLUBS

MOST TO LEAST RECENT

		1	2	3	4	5	6	7	8	9	10	RECORD
ANAHEIM	OVERALL	W	L	W	L	W	L	W	W	L	L	5-5-0
	HOME	W	W	L	W	L	W	L	W	L	W	6-4-0
	ROAD	L	L	W	W	L	W	L	L	W	W	5-5-0
ARIZONA	OVERALL	W	W	L	L	W	W	W	L	L	L	5-5-0
	HOME	W	L	W	W	W	W	W	L	O	L	6-3-1
	ROAD	W	L	W	L	L	L	W	L	L	L	3-7-0
BOSTON	OVERALL	W	O	O	W	W	O	L	O	L	L	3-3-4
	HOME	O	W	O	L	L	O	W	W	L	L	3-4-3
	ROAD	W	O	W	L	O	O	W	L	L	W	4-3-3
BUFFALO	OVERALL	W	L	L	W	L	W	L	W	W	W	6-4-0
	HOME	L	W	L	L	W	L	W	W	W	T	5-4-1
	ROAD	W	L	W	W	W	L	L	W	W	L	6-4-0
CALGARY	OVERALL	W	L	W	W	W	L	W	W	O	W	7-2-1
	HOME	L	W	L	W	O	O	W	W	L	O	4-3-3
	ROAD	W	W	W	W	W	W	L	O	W	L	7-2-1
CAROLINA	OVERALL	W	L	O	L	L	W	O	L	W	L	3-5-2
	HOME	L	O	L	L	L	W	W	W	W	L	4-5-1
	ROAD	W	L	W	O	W	L	W	W	W	L	6-3-1
CHICAGO	OVERALL	W	L	W	W	L	L	O	O	L	L	3-5-2
	HOME	W	W	L	O	L	L	L	L	O	L	2-6-2
	ROAD	L	W	L	O	L	L	L	L	W	L	2-7-1
COLORADO	OVERALL	W	W	L	W	O	L	W	W	L	W	6-3-1
	HOME	W	L	O	W	L	O	W	L	L	L	3-5-2
	ROAD	W	W	L	W	L	W	W	O	L	L	5-4-1
DALLAS	OVERALL	W	L	W	L	W	W	W	O	W	L	6-3-1
	HOME	W	L	W	O	W	L	L	L	W	W	5-4-1
	ROAD	L	W	W	W	W	L	L	W	L	W	6-4-0

LAST 10 GAMES VS. OTHER CLUBS


		1	2	3	4	5	6	7	8	9	10	RECORD
DETROIT	OVERALL	L	W	O	W	W	L	W	W	L	W	6-3-1
	HOME	L	W	L	W	W	W	W	O	W	L	6-3-1
	ROAD	O	W	W	L	W	W	L	O	L	W	5-3-2
EDMONTON	OVERALL	W	L	W	W	W	L	L	W	L	L	5-5-0
	HOME	W	W	W	W	L	L	W	W	W	W	8-2-0
	ROAD	L	W	L	L	L	L	L	L	W	L	2-8-0
FLORIDA	OVERALL	W	L	O	L	W	W	W	W	W	W	7-2-1
	HOME	W	O	W	W	W	W	W	W	L	W	8-1-1
	ROAD	L	L	W	W	W	W	W	L	L	W	6-4-0
LOS ANGELES	OVERALL	O	W	L	L	O	W	L	L	L	W	3-5-2
	HOME	O	L	W	L	W	L	L	O	L	W	3-5-2
	ROAD	W	L	O	L	L	L	W	L	W	L	3-6-1
MINNESOTA	OVERALL	L	L	W	W	W	W	W	L	L	W	6-4-0
	HOME	L	W	W	L	W	L	W	L	W	W	6-4-0
	ROAD	L	W	W	W	L	W	L	W	W	L	6-4-0
MONTREAL	OVERALL	W	W	L	L	L	L	W	O	L	W	4-5-1
	HOME	W	L	L	O	W	W	L	L	L	W	3-4-1
	ROAD	W	L	L	W	L	W	L	W	T	W	5-4-1
NASHVILLE	OVERALL	L	W	L	L	W	L	W	W	L	W	5-5-0
	HOME	W	L	L	W	W	L	O	L	W	O	4-4-2
	ROAD	L	L	W	W	L	W	L	L	W	L	4-6-0
NEW JERSEY	OVERALL	L	W	W	W	W	W	W	L	L	L	6-4-0
	HOME	W	W	W	L	W	W	L	L	W	L	6-4-0
	ROAD	L	W	W	W	L	L	W	O	L	L	4-5-1
NY ISLANDERS	OVERALL	L	O	L	O	L	W	W	L	L	W	3-5-2
	HOME	O	O	L	W	L	W	W	W	O	W	5-2-3
	ROAD	L	L	W	L	L	W	W	O	O	L	3-5-2
NY RANGERS	OVERALL	L	L	L	L	O	O	L	W	L	W	2-6-2
	HOME	L	L	L	W	L	L	W	L	W	W	4-6-0
	ROAD	L	L	O	O	W	W	O	L	W	L	3-4-3
OTTAWA	OVERALL	W	L	L	W	L	L	L	W	L	L	3-7-0
	HOME	W	L	L	L	L	W	W	W	L	T	4-5-1
	ROAD	L	W	L	W	L	L	W	L	L	T	3-6-1
PHILADELPHIA	OVERALL	W	L	W	W	W	W	W	L	W	W	8-2-0
	HOME	W	W	W	W	W	W	W	W	L	T	8-1-1
	ROAD	L	W	W	L	W	W	L	L	L	L	4-6-0
PITTSBURGH	OVERALL	L	L	W	W	W	L	W	W	L	L	5-5-0
	HOME	L	W	W	W	L	L	L	L	O	W	4-5-1
	ROAD	L	W	L	W	L	L	L	W	L	L	3-7-0
SAN JOSE	OVERALL	L	W	W	W	O	L	W	W	W	W	7-2-1
	HOME	L	W	O	W	W	W	L	L	L	W	5-4-1
	ROAD	W	W	L	W	L	L	W	W	L	L	5-5-0
ST LOUIS	OVERALL	L	W	W	W	L	O	W	L	L	L	4-5-1
	HOME	W	W	O	W	L	L	W	L	L	O	4-4-2
	ROAD	L	W	L	L	L	W	L	L	O	W	3-6-1
TAMPA BAY	OVERALL	L	L	L	L	W	L	L	W	W	L	3-7-0
	HOME	L	L	L	W	W	L	W	W	L	T	4-5-1
	ROAD	L	L	W	L	L	O	O	L	W	L	2-6-2
TORONTO	OVERALL	W	W	L	W	L	L	W	W	W	L	6-4-0
	HOME	L	W	L	W	L	L	L	W	L	L	3-5-0
	ROAD	W	W	L	W	W	W	W	L	L	L	6-4-0
VANCOUVER	OVERALL	W	L	W	L	L	W	O	O	W	L	4-4-2
	HOME	L	L	W	O	W	W	L	L	L	O	3-5-2
	ROAD	W	W	L	O	L	L	O	O	L	W	3-4-3
WASHINGTON	OVERALL	L	L	W	L	L	W	O	W	L	W	4-5-1
	HOME	L	W	L	W	O	W	W	L	L	W	5-4-1
	ROAD	L	L	W	L	O	L	O	W	W	L	3-5-2
WINNIPEG	OVERALL	L	L	L	L	W	L	W	W	W	W	5-5-0
	HOME	L	L	L	W	W	W	W	L	W	L	5-5-0
	ROAD	L	L	W	W	W	W	L	L	L	W	5-5-0



ANAHEIM DUCKS

@AnaheimDucks

Honda Center / 2695 E. Katella Ave. / Anaheim, CA 92806
 anaheimducks.com / p: 714.940.2900 / f: 714.940.2953



COREY PERRY

DIRECTORY

First Season: 1993-94
Home Ice: Honda Center
Capacity: 17,174 (opened in 1993)
Playoff Appearances: 13 (most recent, 2015-16)
Stanley Cup Titles: 1 (2007)
EVP and General Manager: Bob Murray
Head Coach: Randy Carlyle
Assistant Coaches:
 Paul MacLean, Rich Preston, Trent Yawney
Public Relations Contact: Alex Gilchrist

TV Play-by-Play: John Ahlers
TV Color Analyst: Brian Hayward
Radio Play-by-Play: Steve Carroll
Radio Color Analyst: Dan Wood

2016-17 SCHEDULE

DATE	HOME/AWAY	START (ET)
Oct. 28, 2016	at ANA	10:00 PM
Nov. 9, 2016	at CBJ	7:00 PM

2015-16 SEASON

Record: 46-25-11, 103 pts.
Home: 25-10-6, 56 pts.
Away: 21-15-5, 47 pts.
Playoffs: Lost 4-3 (NSH) in First Round

LEADERS

Points: Ryan Getzlaf, 63
Goals: Corey Perry, 34
Assists: Ryan Getzlaf, 50
+/-: Ryan Getzlaf, 14
Def. Points: Sami Vatanen, 38
Goaltending: John Gibson, 21-13-4, 2.07 GAA

2015-16 RESULTS (1-1-0)

DATE	RESULT	ATTN	W/L GOALTENDERS	GW GOAL
Nov. 06, 2015	at ANA 4, CBJ 2	17,174	Frederik Andersen / Curtis McElhinney	Josh Manson
Feb. 11, 2016	at CBJ 4, ANA 3 (SO)	12,117	Joonas Korpisalo / Frederik Andersen	Cam Atkinson

GOALS BY PERIOD	1ST	2ND	3RD	OT	TOTAL	SHOTS BY PERIOD	1ST	2ND	3RD	OT	TOTAL
Columbus	0	2	3	0	5	Columbus	18	21	26	5	70
Anaheim	2	2	3	0	7	Anaheim	20	18	22	1	61

POWER PLAY	GOALS	ATTEMPTS	PCT	PENALTY KILLING	KILLS	ATTEMPTS	PCT
Columbus	1	6	16.7	Columbus	4	5	80.0
Anaheim	1	5	20.0	Anaheim	5	6	83.3

COLUMBUS	GP	G	A	P	+/-	PIM	PP	SH	GW	EN	S	%	ANAHEIM	GP	G	A	P	+/-	PIM	PP	SH	GW	EN	S	%
Scott Hartnell	2	2	0	2	0	4	0	0	0	0	6	33.3	Ryan Getzlaf	2	0	5	5	1	0	0	0	0	0	1	0.0
Brandon Dubinsky	2	1	1	2	1	2	1	0	0	0	5	20.0	Corey Perry	2	0	3	3	1	2	0	0	0	0	4	0.0
Brandon Saad	2	1	1	2	2	0	0	0	0	0	8	12.5	Josh Manson	2	1	1	2	1	2	0	0	1	0	2	50.0
Nick Foligno	2	0	2	2	-3	0	0	0	0	0	3	0.0	David Perron	1	1	1	2	2	2	0	0	0	0	4	25.0
William Karlsson	2	1	0	1	-2	0	0	0	0	0	6	16.7	Clayton Stoner	1	1	0	1	0	2	0	0	0	1	2	50.0

GOALTENDING

COLUMBUS	GP	MIN	GA	GAA	SO	W	L	OTL	SA	SV%	ANAHEIM	GP	MIN	GA	GAA	SO	W	L	OTL	SA	SV%			
Joonas Korpisalo	1	65	3	2.77	0	1	0	0	27	.889	Frederik Andersen	2	124	5	2.41	0	1	0	1	70	.929			
Curtis McElhinney	1	58	3	3.09	0	0	1	0	33	.909														

COLUMBUS VS. ANAHEIM ALL-TIME

SEASON	W-L-T-O	HOME	AWAY	GF-GA	SF-SA	PP	PK	PIM
2000-01	3-0-0-1	2-0-0-0	1-0-0-1	16-10	84-121	8-of-19	13-of-16	36-44
2001-02	3-1-0-0	2-0-0-0	1-1-0-0	10-8	115-123	3-of-12	18-of-19	58-44
2002-03	0-4-0-0	0-2-0-0	0-2-0-0	5-14	113-125	1-of-18	12-of-15	49-55
2003-04	2-1-1-0	2-0-0-0	0-1-1-0	8-7	118-152	2-of-20	19-of-20	44-42
2005-06	2-2-0	1-1-0	1-1-0	9-10	123-150	5-of-37	19-of-22	70-110
2006-07	2-2-0	0-2-0	2-0-0	13-16	130-130	1-of-22	15-of-21	87-78
2007-08	1-1-2	1-0-1	0-1-1	9-7	119-124	6-of-31	20-of-24	99-104
2008-09	1-3-0	0-2-0	1-1-0	9-13	121-98	3-of-24	13-of-15	83-103
2009-10	3-1-0	1-1-0	2-0-0	14-11	131-133	4-of-16	13-of-16	65-79
2010-11	2-2-0	1-1-0	1-1-0	9-13	115-133	3-of-14	10-of-16	61-68
2011-12	2-2-0	1-1-0	1-1-0	13-15	87-117	5-of-15	11-of-17	101-90
2012-13	2-1-0	1-0-0	1-1-0	7-6	73-87	0-of-7	5-of-8	20-18
2013-14	1-1-0	0-1-0	1-0-0	7-6	54-68	2-of-6	6-of-7	25-12
2014-15	1-1-0	1-0-0	0-1-0	6-7	44-74	2-of-7	6-of-9	35-31
2015-16	1-1-0	1-0-0	0-1-0	5-7	70-61	1-of-6	4-of-5	19-21
TOTAL	26-23-1-3	14-11-0-1	12-12-1-2	140-150	1,497-1,696	46-of-254	184-of-230	852-899

	OVERALL	AT CBJ	AT ANA
Current Streak:	1-0-0 since 2/11/16	2-0-0 since 3/24/15	0-2-0 since 10/24/14
Last 10 Games:	5-5-0	6-4-0	5-5-0
Last Win:	2/11/16 4-3 SO at CBJ	2/11/16, 4-3 SO	2/3/14, 4-2
Last Regulation Loss:	11/6/15, 2-4 at ANA	10/27/13, 3-4	11/6/15, 2-4
Most Lopsided Win:	4, 10/5/07 (4-0 at CBJ)	4, 10/5/07 (4-0)	3, 2x (3/9/10 most recent, 5-2)
Most Lopsided Loss:	6, 1/7/11 (0-6 at ANA)	3, 2x (2/21/09 most recent, 2-5)	6, 1/7/11 (0-6)
Last Tie:	1/11/04, 2-2 at ANA	None	1/11/04, 2-2
Last OT Game:	2/11/16, 4-3 SOW at CBJ	2/11/16, 4-3 SOW	4/17/13, 3-2 OTW
OT Record (W-L-T):	7-3-1	3-1-0	4-2-1
Most Goals Scored:	6, 10/24/09 at ANA (6-4 W)	5, 2x (3/24/15 most recent, 5-3 W)	6, 10/24/09 (6-4 W)
Most Goals Allowed:	7, 1/8/12 at ANA (4-7 L)	5, 3x (2/12/12 most recent, 3-5 L)	7, 1/8/12 (4-7 L)
Most Goals, Both Teams:	11, 1/8/12 at ANA (4-7 L)	8, 2x (3/24/15 most recent, 5-3 W)	11, 1/8/12 (4-7 L)
Longest Win Streak:	5, 1/27/01 - 12/31/01	4, 12/6/00 - 12/31/01	4, 12/31/08 - 11/19/10
Longest Pts. Streak:	7, 12/6/00 - 12/31/01 (6-0-0-1)	4, 12/6/00 - 12/31/01 (4-0-0-0)	4, 2x, 12/31/08 - 11/19/10, most recent (4-0-0-0)
Longest Pointless Streak:	5, 1/30/02 - 3/24/03	3, 3/19/06 - 4/7/07	3, 1/30/02 - 3/24/03
Longest Winless Streak:	5, 2x, 11/1/07 - 12/7/08 (0-3-0-2)	3, 2x, 12/10/07 - 2/21/09, most recent (0-2-0-1)	6, 1/30/02 - 10/14/05 (0-5-1-0)

ALL-TIME RESULTS

2000-01 (3-0-0-1)	2001-02 (3-1-0-0)	2002-03 (0-4-0-0)	2003-04 (2-1-1-0)	2005-06 (2-2-0)	2006-07 (2-2-0)
12/6 at CBJ 5, ANA 2	11/16 at CBJ 3, ANA 2	11/14 ANA 3, at CBJ 2	12/2 at CBJ 2, ANA 1	10/14 at ANA 4, CBJ 3	1/5 CBJ 4, at ANA 3
12/13 at ANA 5, CBJ 4 OT	12/14 CBJ 3, at ANA 2	1/15 ANA 4, at CBJ 3	1/11 CBJ 2, at ANA 2 OT	12/28 at CBJ 1, ANA 0	3/14 CBJ 5, at ANA 4 SO
1/27 at CBJ 2, ANA 1	12/31 at CBJ 3, ANA 1	2/19 at ANA 2, CBJ 0	2/18 at ANA 3, CBJ 1	3/5 CBJ 3, at ANA 2 SO	3/29 ANA 5, at CBJ 2
2/25 CBJ 5, at ANA 2	1/30 at ANA 3, CBJ 1	3/24 at ANA 5, CBJ 0	3/26 at CBJ 3, ANA 1	3/19 ANA 4, at CBJ 3	4/7 ANA 4, at CBJ 3
2007-08 (1-1-2)	2008-09 (1-3-0)	2009-10 (3-1-0)	2010-11 (2-2-0)	2011-12 (2-2-0)	2012-13 (2-1-0)
10/5 at CBJ 4, ANA 0	10/27 ANA 3, at CBJ 2	10/24 CBJ 6, at ANA 4	10/20 at CBJ 3, ANA 1	10/30 at CBJ 3, ANA 1	2/18 at ANA 3, CBJ 2
11/1 at ANA 2, CBJ 1 SO	12/7 at ANA 5, CBJ 3	11/13 at CBJ 3, ANA 2 SO	11/19 CBJ 4, at ANA 3	1/8 at ANA 7, CBJ 4	3/31 at CBJ 2, ANA 1 OT
12/10 ANA 4, at CBJ 3 OT	12/31 CBJ 2, at ANA 0	12/12 ANA 3, at CBJ 1	1/7 at ANA 6, CBJ 0	2/3 CBJ 3, at ANA 2 OT	4/17 CBJ 3, at ANA 2 OT
1/2 at ANA 2, CBJ 1	2/21 ANA 5, at CBJ 2	3/9 CBJ 5, at ANA 2	1/25 ANA 3, at CBJ 2	2/12 ANA 5, at CBJ 3	
2013-14 (1-1-0)	2014-15 (1-1-0)	2015-16 (1-1-0)			
10/27 ANA 4, at CBJ 3	10/24 at ANA 4, CBJ 1	11/6 at ANA 4, CBJ 2			
2/3 CBJ 4, at ANA 2	3/24 at CBJ 5, ANA 3	2/11 at CBJ 4, ANA 3 SO			

SHUTOUTS

CBJ	3	12/28/05, Denis 40 saves (1-0 at CBJ); 10/5/07, Leclaire 28 saves (4-0 at CBJ); 12/31/08, Mason 27 saves (2-0 at ANA)
ANA	3	2/19/03, Giguere 26 saves (0-2 at ANA); 3/24/03, Giguere 29 saves (0-5 at ANA); 1/7/11, Hiller 27 saves (0-6 at ANA)

HAT TRICKS

CBJ	1	3/24/15, Hartnell against Gibson (2) and 1 EN (5-3 W at CBJ)
ANA	2	1/8/12, Perry against Sanford (3) (4-7 L at ANA); 2/12/12, Perry against Mason (3) (3-5 L at CBJ)

PENALTY SHOTS

CBJ	0	None
ANA	3	3/5/06, S. Niedermayer unsuccessful against Leclaire (3-2 SOW at ANA); 1/5/07, Selanne unsuccessful against Norrena (4-3 W at ANA); 12/10/07, Pahlsson goal against Leclaire (3-4 OTL at CBJ)



ARIZONA COYOTES

@ArizonaCoyotes

Gila River Arena / 9400 W. Maryland Ave. / Glendale, AZ 85305
 arizonacoyotes.com / p:623.772.3200 / f: 623.872.2000



OLIVER EKMAN-LARSSON

DIRECTORY

First Season: 1979-80
 (Relocated from Winnipeg in 1996, Changed Name from 'Phoenix' to 'Arizona' in 2014)
Home Ice: Gila River Arena
Capacity: 17,125 (opened in 2003)
Playoff Appearances: 19 (most recent, 2011-12)
Stanley Cup Titles: None
General Manager: John Chayka
EVP, Hockey Ops & Head Coach: Dave Tippett
Associate Coach: Jim Playfair
Assistant Coaches: Newell Brown, John Slaney
Public Relations Contact: Richard Nairn

TV Play-by-Play: Matt McConnell
TV Color Analyst: Tyson Nash
Radio Play-by-Play: Bob Heethuis
Radio Color Analyst: Nick Boynton

2016-17 SCHEDULE

DATE	HOME/AWAY	START (ET)
Dec. 3, 2016	at ARI	8:00 PM
Dec. 5, 2016	at CBJ	7:00 PM

2016-16 SEASON

Record: 35-39-8, 78 pts.
Home: 22-15-4, 48 pts.
Away: 13-24-4, 30 pts.
Playoffs: Did not qualify

LEADERS

Points: Oliver Ekman-Larsson, 55
Goals: Shane Doan, 28
Assists: Oliver Ekman-Larsson & Max Domi, 34
+/-: Anthony Duclair, 12
Def. Points: Oliver Ekman-Larsson, 55
Goaltending: Louis Domingue, 15-18-5, 2.75 GAA

2015-16 RESULTS (2-0-0)

DATE	RESULT	ATTN	W/L GOALTENDERS	GW GOAL
Nov. 14, 2015	at CBJ 5, ARI 2	13,702	Sergei Bobrovsky / Mike Smith	Boone Jenner
Dec. 17, 2015	CBJ 7, at ARI 5	11,120	Curtis McElhinney / Louis Domingue	David Clarkson

GOALS BY PERIOD	1ST	2ND	3RD	OT	TOTAL	SHOTS BY PERIOD	1ST	2ND	3RD	OT	TOTAL
Columbus	4	4	4	0	12	Columbus	15	14	13	0	42
Arizona	2	4	1	0	7	Arizona	17	24	20	0	61

POWER PLAY	GOALS	ATTEMPTS	PCT	PENALTY KILLING	KILLS	ATTEMPTS	PCT
Columbus	2	5	40.0	Columbus	7	8	87.5
Arizona	1	8	12.5	Arizona	3	5	60.0

COLUMBUS	GP	G	A	P	+/-	PIM	PP	SH	GW	EN	S	%	ARIZONA	GP	G	A	P	+/-	PIM	PP	SH	GW	EN	S	%
Brandon Saad	2	2	2	4	2	0	0	0	0	0	7	28.6	Tobias Rieder	2	2	1	3	2	0	0	0	0	0	4	50.0
Cam Atkinson	2	1	3	4	1	0	0	0	0	0	4	25.0	Jordan Martinook	2	1	2	3	-2	0	0	0	0	0	8	12.5
Boone Jenner	2	1	3	4	3	10	1	0	1	0	6	16.7	Anthony Duclair	1	1	1	2	2	0	0	0	0	0	2	50.0
Alexander Wennberg	1	1	2	3	3	0	0	0	0	0	2	50.0	Oliver Ekman-Larsson	2	1	1	2	2	2	0	0	0	0	10	10.0
Scott Hartnell	2	0	3	3	1	4	0	0	0	0	1	0.0	Antoine Vermette	2	1	1	2	0	0	0	0	0	0	3	33.3

GOALTENDING

COLUMBUS	GP	MIN	GA	GAA	SO	W	L	OTL	SA	SV%	ARIZONA	GP	MIN	GA	GAA	SO	W	L	OTL	SA	SV%
Sergei Bobrovsky	1	60	2	2.00	0	1	0	0	29	.931	Louis Domingue	1	28	2	4.24	0	0	1	0	10	.800
Curtis McElhinney	1	60	5	5.00	0	1	0	0	32	.844	Mike Smith	1	60	5	5.00	0	0	1	0	21	.762
											Anders Lindback	1	30	4	7.90	0	0	0	0	10	.600

COLUMBUS VS. ARIZONA ALL-TIME

SEASON	W-L-T-O	HOME	AWAY	GF-GA	SF-SA	PP	PK	PIM
2000-01	2-1-1-0	2-0-0-0	0-1-1-0	10-7	132-125	3-of-25	11-of-13	48-80
2001-02	1-3-0-0	1-1-0-0	0-2-0-0	7-9	108-101	2-of-21	8-of-8	42-66
2002-03	1-2-1-0	1-1-0-0	0-1-1-0	9-12	95-135	3-of-26	22-of-27	94-112
2003-04	0-2-2-0	0-1-1-0	0-1-1-0	8-10	112-120	1-of-19	15-of-18	67-68
2005-06	2-2-0	1-1-0	1-1-0	13-16	102-136	5-of-21	23-of-28	64-48
2006-07	2-1-1	1-1-0	1-0-1	13-11	109-115	4-of-27	26-of-30	82-106
2007-08	3-1-0	1-1-0	2-0-0	11-8	122-122	2-of-11	19-of-23	62-46
2008-09	0-4-0	0-2-0	0-2-0	5-13	135-109	2-of-18	18-of-21	68-72
2009-10	1-2-1	0-1-1	1-1-0	6-10	117-109	2-of-16	18-of-22	95-61
2010-11	1-3-0	1-1-0	0-2-0	10-14	130-112	5-of-18	16-of-17	52-54
2011-12	3-1-0	2-0-0	1-1-0	12-9	144-129	0-of-15	10-of-11	34-42
2012-13	1-2-0	1-0-0	0-2-0	4-10	69-116	0-of-8	12-of-14	40-28
2013-14	2-0-0	1-0-0	1-0-0	6-3	61-66	2-of-5	7-of-7	24-20
2014-15	0-2-0	0-1-0	0-1-0	4-10	57-63	2-of-6	2-of-7	34-22
2015-16	2-0-0	1-0-0	1-0-0	12-7	42-61	2-of-5	7-of-8	41-45
TOTAL	21-26-4-2	13-11-1-1	8-15-3-1	130-149	1,535-1,619	35-of-241	214-of-254	847-870

	OVERALL	AT CBJ	AT ARI
Current Streak:	2-0-0 since 11/14/15	1-0-0 since 11/14/15	1-0-0 since 12/17/15
Last 10 Games:	5-5-0	6-3-1	3-7-0
Last Win:	12/17/15, 7-5 at ARI	11/14/15, 5-2	12/17/15, 7-5
Last Regulation Loss:	2/3/15, 1-4 at CBJ	2/3/15, 1-4	1/3/15, 3-6
Most Lopsided Win:	4, 10/9/06 (5-1 at CBJ)	4, 10/9/06 (5-1)	3, 2x (3/3/12 most recent, 5-2)
Most Lopsided Loss:	4, 2x (1/23/13 most recent, 1-5 at PHX)	3, 5x (2/3/15 most recent, 1-4)	4, 2x (1/23/13 most recent, 1-5)
Last Tie:	2/2/04, 3-3 at PHX	11/16/03, 2-2	2/2/04, 3-3
Last OT Game:	4/8/14, 4-3 OTW at CBJ	4/8/14, 4-3 OTW	12/14/06, 4-5 SOL
OT Record (W-L-T):	2-2-4	2-1-1	0-1-3
Most Goals Scored:	7, (12/17/15, 7-5 at ARI)	5, 5x (11/14/15, most recent, 5-2)	7, (12/17/15, 7-5 W)
Most Goals Allowed:	6, 1/3/15 (3-6 L at ARI)	5, 2x (11/12/08, most recent, 2-5)	6, 1/3/15 (3-6 L)
Most Goals, Both Teams:	12, (12/17/15, 7-5 at ARI)	9, 3/9/06 (5-4 W)	12, (12/17/15, 7-5 W)
Longest Win Streak:	3, 3x, 3/16/13 - 4/8/14, most recent	5, 2/25/11 - 4/8/14	3, 3/3/07 - 2/7/08
Longest Pts. Streak:	3, 3x, 3/16/13 - 4/8/14, most recent (3-0-0-0)	5, 2/25/11 - 4/8/14 (5-0-0-0)	5, 1/8/06 - 2/7/08 (4-0-0-1)
Longest Pointless Streak:	4, 2x, 10/11/08 - 12/20/08, most recent	4, 1/29/08 - 10/28/09	3, 3x, 4/3/12 - 2/16/13, most recent
Longest Winless Streak:	6, 2/18/03 - 11/20/05 (0-4-2-0)	6, 1/29/08 - 1/11/11 (0-5-0-1)	9, 12/10/00 - 11/20/05 (0-6-3-0)

ALL-TIME RESULTS

2000-01	[2-1-1-0]	2001-02	[1-3-0-0]	2002-03	[1-2-1-0]	2003-04	[0-2-2-0]	2005-06	[2-2-0]	2006-07	[2-1-1]
11/11	at CBJ 2, PHX 1	11/27	at CBJ 3, PHX 0	10/14	PHX 4, at CBJ 2	11/16	at CBJ 2, PHX 2 OT	11/20	at PHX 5, CBJ 1	10/9	at CBJ 5, PHX 1
12/10	CBJ 1, at PHX 1 OT	12/17	at PHX 4, CBJ 1	12/9	CBJ 3, at PHX 3 OT	12/23	PHX 2, at CBJ 1	1/8	CBJ 5, at PHX 2	12/14	at PHX 5, CBJ 4 SO
2/21	at PHX 3, CBJ 2	1/26	PHX 3, at CBJ 2	1/4	at CBJ 2, PHX 0	2/2	CBJ 3, at PHX 3 OT	3/9	at CBJ 5, PHX 4	2/6	PHX 3, at CBJ 0
2/28	at CBJ 5, PHX 2	3/3	at PHX 2, CBJ 1	2/18	at PHX 5, CBJ 2	2/20	at PHX 3, CBJ 2	3/21	PHX 5, at CBJ 2	3/3	CBJ 4, at PHX 3
2007-08	[3-1-0]	2008-09	[0-4-0]	2009-10	[1-2-1]	2010-11	[1-3-0]	2011-12	[3-1-0]	2012-13	[1-2-0]
10/10	at CBJ 3, PHX 0	10/11	at PHX 3, CBJ 1	10/10	CBJ 2, at PHX 0	1/4	at PHX 4, CBJ 2	1/13	at CBJ 4, PHX 3	1/23	at PHX 5, CBJ 1
1/17	CBJ 4, at PHX 3	11/12	PHX 5, at CBJ 2	10/28	PHX 4, at CBJ 1	1/11	PHX 4, at CBJ 3	3/3	CBJ 5, at PHX 2	2/16	at PHX 5, CBJ 3
1/29	PHX 4, at CBJ 2	11/26	PHX 3, at CBJ 2	12/17	PHX 2, at CBJ 1 SO	2/25	at CBJ 5, PHX 3	3/6	at CBJ 3, PHX 2	3/16	at CBJ 1, PHX 0 SO
2/7	CBJ 2, at PHX 1	12/20	at PHX 2, CBJ 0	12/21	at PHX 5, CBJ 2	3/24	at PHX 3, CBJ 0	4/3	at PHX 2, CBJ 0		
2013-14	[2-0-0]	2014-15	[0-2-0]	2015-16	[2-0-0]						
1/2	CBJ 2, at PHX 0	1/3	at ARI 6, CBJ 3	11/14	at CBJ 5, ARI 2						
4/8	at CBJ 4, PHX 3 OT	2/3	ARI 4, at CBJ 1	12/17	CBJ 7, at ARI 5						

SHUTOUTS

CBJ	6	11/27/01, Tugnutt 26 saves (3-0 at CBJ); 1/4/03, Denis 23 saves (2-0 at CBJ); 10/10/07, Leclaire 32 saves (3-0 at CBJ); 10/10/09, Garon 36 saves (2-0 at PHX); 3/16/13, Bobrovsky 39 saves (1-0 SO at CBJ); 1/2/14, McElhinney 34 saves (2-0 at PHX)
ARI	5	2/6/07, Joseph 28 saves (0-3 at CBJ); 12/20/08, Bryzgalov 33 saves (0-2 at PHX); 3/24/11, Bryzgalov 28 saves (0-3 at PHX); 4/3/12, Smith 54 saves (0-3 at PHX); 3/16/13, Smith 23 saves (0-1 SO at CBJ)

HAT TRICKS

CBJ	2	1/8/06, Berard against Joseph (3) [5-2 W at PHX]; 2/25/11, Calvert against Bryzgalov (3) [5-3 W at CBJ]
ARI	1	1/23/13, Sullivan against Mason (1-5 L at PHX)

PENALTY SHOTS


CBJ	2	2/2/04, Vyborny goal against Boucher (3-3 T at PHX); 2/25/11, Umberger unsuccessful against Bryzgalov (5-3 W at CBJ)
ARI	1	2/28/01, Roenick unsuccessful against Denis (5-2 W at CBJ)



BOSTON BRUINS

@NHLBruins

TD Garden / 100 Legends Way / Boston, MA 02114
 bostonbruins.com / p: 617.624.1900 / f: 617.523.7184



TUUKKA RASK

DIRECTORY

First Season: 1924-25
Home Ice: TD Garden
Capacity: 17,565 (opened in 1995)
Playoff Appearances: 69 (most recent, 2013-14)
Stanley Cup Titles: 6 (most recent, 2011)
President: Cam Neely
General Manager: Don Sweeney
Head Coach: Claude Julien
Assistant Coaches:
 Bruce Cassidy, Jay Pandolfo, Joe Sacco
Public Relations Contact: Matthew Chmura

TV Play-by-Play: Jack Edwards
TV Color Analyst: Andy Brickley
Radio Play-by-Play: Dave Goucher
Radio Color Analyst: Bob Beers

2016-17 SCHEDULE

DATE	HOME/AWAY	START (ET)
Oct. 13, 2016	at CBJ	7:00 PM
Nov. 10, 2016	at BOS	7:00 PM
Dec. 27, 2016	at CBJ	7:00 PM

2015-16 SEASON

Record: 42-31-9, 93 pts.
Home: 17-18-6, 40 pts.
Away: 25-13-3, 53 pts.
Playoffs: Did not qualify

LEADERS

Points: Patrice Bergeron, 68
Goals: Brad Marchand, 37
Assists: David Krejci, 46
+/-: Brad Marchand, 21
Def. Points: Torey Krug, 44
Goaltending: Tuukka Rask, 31-22-8, 2.56 GAA

2015-16 RESULTS (1-0-2)

DATE	RESULT	ATTN	W/L GOALTENDERS	GW GOAL
Jan. 23, 2016	at BOS 3, CBJ 2 (SO)	17,565	Jonas Gustavsson / Joonas Korpisalo	Ryan Spooner
Feb. 16, 2016	BOS 2, at CBJ 1 (OT)	13,140	Tuukka Rask / Joonas Korpisalo	Loui Eriksson
Feb. 22, 2016	CBJ 6, at BOS 4	17,565	Joonas Korpisalo / Jonas Gustavsson	Brandon Saad

GOALS BY PERIOD	1ST	2ND	3RD	OT	TOTAL	SHOTS BY PERIOD	1ST	2ND	3RD	OT	TOTAL
Columbus	2	5	2	0	9	Columbus	34	35	23	5	97
Boston	2	3	2	1	8	Boston	35	25	27	7	94

POWER PLAY	GOALS	ATTEMPTS	PCT	PENALTY KILLING	KILLS	ATTEMPTS	PCT
Columbus	2	10	20.0	Columbus	11	11	100.0
Boston	0	11	0.0	Boston	8	10	80.0

COLUMBUS	GP	G	A	P	+/-	PIM	PP	SH	GW	EN	S	%	BOSTON	GP	G	A	P	+/-	PIM	PP	SH	GW	EN	S	%
Alexander Wennberg	3	1	2	3	-1	0	0	0	0	0	7	14.3	Loui Eriksson	3	3	1	4	3	2	0	0	1	0	7	42.9
Boone Jenner	3	2	0	2	-1	2	1	0	0	0	8	25.0	David Pastrnak	3	1	2	3	1	2	0	0	0	0	5	20.0
Dalton Prout	3	2	0	2	2	0	0	0	0	1	5	40.0	David Krejci	3	0	3	3	2	2	0	0	0	0	10	0.0
Kerby Rychel	3	1	1	2	0	0	0	0	0	0	6	16.7	Matt Beleskey	3	2	0	2	-1	0	0	0	0	0	8	25.0
William Karlsson	3	1	1	2	4	0	0	0	0	0	8	12.5	Patrice Bergeron	3	1	1	2	1	2	0	0	0	0	10	10.0

GOALTENDING

COLUMBUS	GP	MIN	GA	GAA	SO	W	L	OTL	SA	SV%	BOSTON	GP	MIN	GA	GAA	SO	W	L	OTL	SA	SV%
Joonas Korpisalo	3	186	8	2.59	0	1	0	2	94	.915	Tuukka Rask	1	61	1	0.99	0	1	0	0	29	.966
											Jonas Gustavsson	2	122	7	3.44	0	1	1	0	67	.896

COLUMBUS VS. BOSTON ALL-TIME

SEASON	W-L-T-O	HOME	AWAY	GF-GA	SF-SA	PP	PK	PIM
2000-01	1-0-0-0	1-0-0-0	0-0-0-0	3-2	34-28	0-of-2	3-of-4	33-9
2001-02	1-1-0-0	0-1-0-0	1-0-0-0	5-9	48-62	0-of-7	7-of-8	19-19
2002-03	0-1-0-0	0-0-0-0	0-1-0-0	2-7	24-45	1-of-4	3-of-6	19-15
2003-04	0-1-0-0	0-1-0-0	0-0-0-0	0-4	24-27	0-of-3	1-of-2	14-26
2005-06	DID NOT PLAY							
2006-07	1-0-0	1-0-0	0-0-0	5-4	42-26	1-of-6	5-of-6	12-12
2007-08	0-1-0	0-0-0	0-1-0	0-2	32-18	0-of-5	2-of-3	11-13
2008-09	1-0-0	1-0-0	0-0-0	2-0	34-35	1-of-3	3-of-3	13-13
2009-10	1-0-0	0-0-0	1-0-0	3-2	25-34	1-of-4	2-of-2	11-13
2010-11	0-0-1	0-0-1	0-0-0	2-2	36-29	0-of-6	1-of-1	2-10
2011-12	0-1-1	0-1-0	0-0-1	4-6	67-56	2-of-9	5-of-8	28-30
2012-13	DID NOT PLAY							
2013-14	0-2-1	0-1-0	0-1-1	4-9	75-103	2-of-10	10-of-11	42-32
2014-15	2-0-1	1-0-1	1-0-0	12-6	89-104	2-of-7	6-of-6	21-33
2015-16	1-0-2	0-0-1	1-0-1	9-8	97-94	2-of-10	11-of-11	25-35
TOTAL	8-7-0-6	4-4-0-3	4-3-0-3	51-61	627-661	12-of-76	59-of-71	250-260

	OVERALL	AT CBJ	AT BOS
Current Streak:	3-0-3 since 11/21/14	1-0-2 since 11/21/14	2-0-1 since 1/17/15
Last 10 Games:	3-3-4	3-4-3	4-3-3
Last Win:	2/22/16, 6-4 at BOS	12/27/14, 6-2	2/22/16, 6-4
Last Regulation Loss:	11/30/13, 1-3 at BOS	10/12/13, 1-3	11/30/13, 1-3
Most Lopsided Win:	4, 2x (12/27/14 most recent, 6-2 at CBJ)	4, 12/27/14 (6-2)	4, 11/10/01 (5-1)
Most Lopsided Loss:	8, 2/4/02 (0-8 at CBJ)	8, 2/4/02 (0-8)	5, 1/18/03 (2-7)
Last Tie:	None	None	None
Last OT Game:	2/16/16, 1-2 OTL at CBJ	2/16/16, 1-2 OTL	1/23/16, 2-3 SOL
OT Record (W-L-T):	2-6-0	2-3-0	0-3-0
Most Goals Scored:	6, 2x (2/22/16, most recent, 6-4 W at BOS)	6, 12/27/14 (6-2 W)	6, 2/22/16, (6-4 W)
Most Goals Allowed:	8, 2/4/02 (0-8 L at CBJ)	8, 2/4/02 (0-8 L)	7, 1/18/03 (2-7 L)
Most Goals, Both Teams:	10, 2/22/16 (6-4 W at BOS)	9, 12/26/06 (5-4 OTW)	10, 2/22/16 (6-4 W)
Longest Win Streak:	2, 3x, 12/27/14 - 1/17/15, most recent	2, 12/26/06 - 3/10/09	1, 4x, 2/22/16, most recent
Longest Pts. Streak:	6, 11/21/14 - current (2-0-0-2)	3, 2x, 11/21/14 - current, most recent (1-0-2)	3, 2x, 1/17/15 - current, most recent (2-0-1)
Longest Pointless Streak:	3, 2/4/02 - 11/14/03	2, 2x, 12/10/11 - 10/12/13, most recent	2, 1/18/03 - 12/15/07
Longest Winless Streak:	7, 3/15/11 - 11/21/14 (0-3-0-4)	4, 3/15/11 - 11/21/14 (0-2-0-2)	3, 11/17/11 - 11/30/13 (0-1-0-2)

ALL-TIME RESULTS

2000-01 12/8 at CBJ 3, BOS 2 OT	(1-0-0-0)	2001-02 11/10 CBJ 5, at BOS 1 2/4 BOS 8, at CBJ 0	(1-1-0-0)	2002-03 1/18 at BOS 7, CBJ 2	(0-1-0-0)	2003-04 11/14 BOS 4, at CBJ 0	(0-1-0-0)	2005-06 DID NOT PLAY	(0-0-0)	2006-07 12/26 at CBJ 5, BOS 4 OT	(1-0-0)
2007-08 12/15 at BOS 2, CBJ 0	(0-1-0)	2008-09 3/10 at CBJ 2, BOS 0	(1-0-0)	2009-10 1/21 CBJ 3, at BOS 2	(1-0-0)	2010-11 3/15 BOS 3, at CBJ 2 SO	(0-0-1)	2011-12 11/17 at BOS 2, CBJ 1 SO 12/10 BOS 5, at CBJ 3	(0-1-1)	2012-13 DID NOT PLAY	(0-0-0)
2013-14 10/12 BOS 3 at CBJ 1 11/14 at BOS 3, CBJ 2 OT 11/30 at BOS 3, CBJ 1	(0-2-1)	2014-15 11/21 BOS 4, at CBJ 3 OT 12/27 at CBJ 6, BOS 2 1/17 CBJ 3, at BOS 1	(2-0-1)	2015-16 1/23 at BOS 3, CBJ 2 SO 2/16 BOS 2, at CBJ 1 OT 2/22 CBJ 6, at BOS 4	(1-0-2)						

SHUTOUTS

CBJ	1	3/10/09, Mason 35 saves (2-0 at CBJ)
BOS	3	2/4/02, Grahame 30 saves (0-8 at CBJ); 11/14/03, Potvin 24 saves (0-4 at CBJ); 12/15/07, Auld 32 saves (0-2 at BOS)

HAT TRICKS

CBJ	0	None
BOS	1	2/4/02, Guerin against Denis (3) (0-8 L at CBJ)

PENALTY SHOTS

CBJ	1	2/16/16, Wennberg successful against Rask (1-2 OTL at CBJ)
BOS	0	None



BUFFALO SABRES

@BuffaloSabres

KeyBank Center / One Seymour H. Knox III Plaza / Buffalo, NY 14203
buffalosabres.com / p: 716.855.4100 / f: 716.855.4122



JACK EICHEL

DIRECTORY

First Season: 1970-71
Home Ice: KeyBank Center
Capacity: 19,070 (opened in 1996)
Playoff Appearances: 29 (most recent, 2010-11)
Stanley Cup Titles: None
General Manager: Tim Murray
Head Coach: Dan Bylsma
Assistant Coaches:
 Terry Murray, Tom Ward, Bob Woods
Public Relations Contact: Michael Gilbert

Play-by-Play: Rick Jeanneret
Play-By-Play/Reporter: Dave Dunleavy
Color Analyst: Rob Ray

2016-17 SCHEDULE

DATE	HOME/AWAY	START (ET)
Mar. 10, 2017	at CBJ	7:00 PM
Mar. 11, 2017	at BUF	7:00 PM
Mar. 28, 2017	at CBJ	7:00 PM

2015-16 SEASON

Record: 35-36-11, 81 pts.
Home: 16-19-6, 38 pts.
Away: 19-17-5, 43 pts.
Playoffs: Did not qualify

LEADERS

Points: Ryan O'Reilly, 60
Goals: Jack Eichel, 24
Assists: Ryan O'Reilly, 39
+/-: Jack McCabe, 6
Def. Points: Rasmus Ristolainen, 41
Goaltending: Chad Johnson, 22-16-4, 2.36 GAA

2015-16 RESULTS (1-2-0)

DATE	RESULT	ATTN	W/L GOALTENDERS	GWG GOAL
Oct. 12, 2015	at BUF 4, CBJ 2	18,075	Chad Johnson / Sergei Bobrovsky	Jack Eichel
Feb. 19, 2016	BUF 4, at CBJ 0	14,923	Robin Lehner / Joonas Korpisalo	Jamie McGinn
Apr. 8, 2016	CBJ 4, at BUF 1	19,070	Joonas Korpisalo / Jason Kasdorf	Nick Foligno

GOALS BY PERIOD	COLUMBUS					BUFFALO				
	1ST	2ND	3RD	OT	TOTAL	1ST	2ND	3RD	OT	TOTAL
Columbus	1	2	3	0	6	35	23	34	0	92
Buffalo	2	2	5	0	9	27	48	28	0	103

POWER PLAY	COLUMBUS			BUFFALO		
	GOALS	ATTEMPTS	PCT	KILLS	ATTEMPTS	PCT
Columbus	3	11	27.3	11	16	68.8
Buffalo	5	16	31.3	8	11	72.7

COLUMBUS													BUFFALO													
GP	G	A	P	+/-	PIM	PP	SH	GW	EN	S	%	GP	G	A	P	+/-	PIM	PP	SH	GW	EN	S	%			
Brandon Saad	3	2	0	2	0	2	1	0	0	0	6	33.3	Jamie McGinn	2	2	2	4	2	0	1	0	1	0	2	100.0	
Nick Foligno	3	1	1	2	0	6	0	0	1	0	10	10.0	Jack Eichel	3	1	3	4	0	0	0	1	0	1	0	6	16.7
Matt Calvert	3	1	0	1	0	2	1	0	0	0	5	20.0	Matt Moulson	3	1	3	4	1	0	1	0	0	0	9	11.1	
Scott Hartnell	3	1	0	1	-1	5	1	0	0	0	4	25.0	Rasmus Ristolainen	3	1	2	3	0	2	1	0	0	0	6	16.7	
Dalton Prout	3	1	0	1	2	4	0	0	0	0	2	50.0	Sam Reinhart	3	2	0	2	-1	0	1	0	0	0	5	40.0	

GOALTENDING

COLUMBUS											BUFFALO										
GP	MIN	GA	GAA	SO	W	L	OTL	SA	SV%	GP	MIN	GA	GAA	SO	W	L	OTL	SA	SV%		
Curtis McElhinney	1	9	0	0.00	0	0	0	4	1.000	Robin Lehner	1	60	0	0.00	1	1	0	0	38	1.000	
Joonas Korpisalo	2	111	5	2.69	0	1	1	0	.66	Chad Johnson	1	60	2	2.00	0	1	0	0	24	.917	
Sergei Bobrovsky	1	56	4	4.25	0	0	1	0	.33	Jason Kasdorf	1	60	4	4.00	0	0	1	0	30	.867	

COLUMBUS VS. BUFFALO ALL-TIME

SEASON	W-L-T/O	HOME	AWAY	GF-GA	SF-SA	PP	PK	PIM
2000-01	1-0-0-0	0-0-0-0	1-0-0-0	2-1	18-23	0-of-2	2-of-2	4-4
2001-02	1-0-1-0	0-0-1-0	1-0-0-0	5-3	44-62	2-of-9	7-of-7	16-20
2002-03	1-1-0-0	1-0-0-0	0-1-0-0	7-7	47-65	2-of-13	11-of-11	37-41
2003-04	0-1-0-0	0-0-0-0	0-1-0-0	0-6	23-39	0-of-5	3-of-3	8-12
2005-06	DID NOT PLAY							
2006-07	1-0-0	1-0-0	0-0-0	3-2	26-38	1-of-6	4-of-6	21-23
2007-08	1-0-0	0-0-0	1-0-0	3-0	29-21	1-of-6	5-of-5	10-14
2008-09	1-0-0	0-0-0	1-0-0	6-1	25-37	0-of-2	7-of-8	16-6
2009-10	1-0-0	1-0-0	0-0-0	4-0	25-28	2-of-6	5-of-5	20-22
2010-11	0-2-0	0-1-0	0-1-0	4-10	55-67	1-of-10	5-of-10	68-73
2011-12	1-1-0	1-0-0	0-1-0	7-5	77-55	1-of-11	4-of-6	26-34
2012-13	DID NOT PLAY							
2013-14	2-1-0	0-1-0	2-0-0	9-9	106-78	1-of-10	5-of-6	32-42
2014-15	2-1-0	1-1-0	1-0-0	9-7	127-78	1-of-9	5-of-7	18-22
2015-16	1-2-0	0-1-0	1-1-0	6-9	92-103	3-of-11	11-for-16	55-25
TOTAL	13-9-1-0	5-4-1-0	8-5-0-0	65-60	694-694	15-of-100	74-of-92	331-338

	OVERALL	AT CBJ	AT BUF
Current Streak:	1-0-0 since 4/8/16	0-1-0 since 2/19/16	1-0-0 since 4/8/16
Last 10 Games:	6-4-0	5-4-1	6-4-0
Last Win:	4/8/16, 4-1 at BUF	4/10/15, 4-2	4/8/16, 4-1
Last Regulation Loss:	2/19/16, 0-4 at CBJ	2/19/16, 0-4	10/12/15, 2-4
Most Lopsided Win:	5, 11/14/08 (6-1 at BUF)	4, 2x (11/25/11 most recent, 5-1)	5, 11/14/08 (6-1)
Most Lopsided Loss:	6, 3/29/04 (0-6 at BUF)	4, 2/19/16 (0-4)	6, 3/29/04 (0-6)
Last Tie:	12/29/01, 2-2 at CBJ	12/29/01, 2-2	None
Last OT Game:	1/18/14, 4-3 SOW at BUF	12/29/01, 2-2 T	1/18/14, 4-3 SOW
OT Record (W-L-T):	1-0-1	0-0-1	1-0-0
Most Goals Scored:	6, 11/14/08 (6-1 W at BUF)	5, 11/25/11 (5-1 W)	6, 11/14/08 (6-1 W)
Most Goals Allowed:	6, 3/29/04 (0-6 L at BUF)	5, 2x (1/25/14 most recent, 2-5 L)	6, 3/29/04 (0-6 L)
Most Goals, Both Teams:	9, 2x (4/9/11 most recent, 4-5 L at CBJ)	9, 4/9/11 (4-5 L)	9, 11/22/02 (4-5 L)
Longest Win Streak:	4, 1/26/07 - 2/6/10	3, 11/3/02 - 2/6/10	3, 10/10/13 - 10/9/14
Longest Pts. Streak:	4, 2x, 1/26/07 - 2/6/10 most recent (4-0-0-0)	4, 12/29/01 - 2/6/10 (3-0-1-0)	3, 10/10/13 - 10/9/14 (3-0-0-0)
Longest Pointless Streak:	3, 12/3/10 - 10/27/11	2, 1/25/14 - 2/24/15	2, 2x, 12/3/10 - 10/27/11, most recent
Longest Winless Streak:	3, 12/3/10 - 10/27/11 (0-3-0-0)	2, 1/25/14 - 2/24/15 (0-2-0-0)	2, 2x, 12/3/10 - 10/27/11, most recent (0-2-0)

ALL-TIME RESULTS

2000-01 1/23	(1-0-0-0) CBJ 2, at BUF 1	2001-02 10/19	(1-0-1-0) CBJ 3, at BUF 1 12/29	2002-03 11/3	(1-1-0-0) at CBJ 3, BUF 2 11/22	2003-04 3/29	(0-1-0-0) at BUF 6, CBJ 0	2005-06 DID NOT PLAY	(0-0-0)	2006-07 1/26	(1-0-0) at CBJ 3, BUF 2
2007-08 10/19	(1-0-0) CBJ 3, at BUF 0	2008-09 11/14	(1-0-0) CBJ 6, at BUF 1	2009-10 2/6	(1-0-0) at CBJ 4, BUF 0	2010-11 12/3	(0-2-0) at BUF 5, CBJ 0 4/9	2011-12 10/27	(1-1-0) at BUF 4, CBJ 2 11/25	2012-13 DID NOT PLAY	(0-0-0)
2013-14 10/10	(2-1-0) CBJ 4 at BUF 1	2014-15 10/9	(2-1-0) CBJ 3, at BUF 1	2015-16 10/12	(1-2-0) at BUF 4, CBJ 2						
1/18	CBJ 4 at BUF 3 SO	2/24	BUF 4, at CBJ 2	2/19	BUF 4, at CBJ 0						
1/25	BUF 5 at CBJ 2	4/10	at CBJ 4, BUF 2	4/8	CBJ 4, at BUF 1						

SHUTOUTS

CBJ	2	10/19/07, Leclair 21 saves (3-0 at BUF); 2/6/10, Mason 28 saves (4-0 at CBJ)
BUF	3	3/29/04, Biron 23 saves (0-6 at BUF); 12/3/10, Miller 19 saves (0-5 at BUF); 2/19/16, Lehner 38 Saves (0-4 at CBJ)

HAT TRICKS

CBJ	0	None
BUF	0	None

PENALTY SHOTS


CBJ	1	10/19/07, Nash unsuccessful against Miller (3-0 W at BUF)
BUF	1	1/26/07, Paille unsuccessful against Norrena (3-2 W at CBJ)



CALGARY FLAMES

@NHLFlames

Scotiabank Saddledome / 555 Saddledome Rise S.E. / Calgary, AB T2G 2W1
calgaryflames.nhl.com / p: 403.777.2177 / f: 403.777.2171



JOHNNY GAUDREAU

DIRECTORY

First Season: 1972-73
Home Ice: Scotiabank Saddledome
Capacity: 19,289 (opened in 1983)
Playoff Appearances: 27 (most recent, 2014-15)
Stanley Cup Titles: 1 (1989)
President and CEO: Ken King
President of Hockey Operations: Brian Burke
General Manager: Brad Treliving
Head Coach: Glen Gulutzan
Assistant Coaches:
 Dave Cameron, Martin Gelin, Paul Jerrard
Public Relations Contact: Peter Hanlon

TV Play-by-Play: Rick Ball
TV Color Analyst: Kelly Hrudey
Radio Play-by-Play: Derek Wills
Radio Color Analyst: Peter Loubardias

2016-17 SCHEDULE

DATE	HOME/AWAY	START (ET)
Nov. 23, 2016	at CBJ	7:00 PM
Dec. 16, 2016	at CGY	9:00 PM

2015-16 SEASON

Record: 35-40-7, 77 pts.
Home: 21-16-4, 46 pts.
Away: 14-24-3, 31 pts.
Playoffs: Did not qualify

LEADERS

Points: Johnny Gaudreau, 78
Goals: Johnny Gaudreau, 30
Assists: Johnny Gaudreau, 48
+/-: Mikael Backlund, 10
Def. Points: Mark Giordano, 56
Goaltending: Karri Ramo, 17-18-1, 2.63 GAA

2015-16 RESULTS (1-1-0)

DATE	RESULT	ATTN	W/L GOALTENDERS	GW GOAL
Jan. 21, 2016	CGY 4, at CBJ 2	12,492	Karri Ramo / Joonas Korpisalo	Johnny Gaudreau
Feb. 5, 2016	CBJ 2, at CGY 1	19,289	Joonas Korpisalo / Karri Ramo	William Karlsson

GOALS BY PERIOD	1ST	2ND	3RD	OT	TOTAL	SHOTS BY PERIOD	1ST	2ND	3RD	OT	TOTAL
Columbus	0	3	1	0	4	Columbus	14	22	11	0	47
Calgary	2	1	2	0	5	Calgary	18	22	18	0	58

POWER PLAY	GOALS	ATTEMPTS	PCT	PENALTY KILLING	KILLS	ATTEMPTS	PCT
Columbus	0	1	0.0	Columbus	1	1	100.0
Calgary	0	1	0.0	Calgary	1	1	100.0

COLUMBUS	GP	G	A	P	+/-	PIM	PP	SH	GW	EN	S	%	CALGARY	GP	G	A	P	+/-	PIM	PP	SH	GW	EN	S	%
William Karlsson	2	2	0	2	1	0	0	0	1	0	2	100.0	Sam Bennett	2	2	0	2	1	0	0	0	0	0	7	28.6
Seth Jones	2	0	2	2	2	0	0	0	0	0	6	0.0	Mark Giordano	2	0	2	2	1	2	0	0	0	0	4	0.0
Matt Calvert	1	0	2	2	2	2	0	0	0	0	0	0.0	TJ Brodie	2	0	2	2	2	0	0	0	0	0	1	0.0
Brandon Dubinsky	2	1	0	1	-2	0	0	0	0	0	2	50.0	Mikael Backlund	2	0	2	2	1	0	0	0	0	0	7	0.0
Scott Hartnell	2	1	0	1	0	0	0	0	0	0	5	20.0	Johnny Gaudreau	2	1	0	1	1	0	0	0	1	0	5	20.0

GOALTENDING

COLUMBUS	GP	MIN	GA	GAA	SO	W	L	OTL	SA	SV%	CALGARY	GP	MIN	GA	GAA	SO	W	L	OTL	SA	SV%			
Joonas Korpisalo	2	85	3	2.11	0	1	1	0	45	.933	Karri Ramo	2	118	4	2.03	0	1	1	0	47	.915			
Sergei Bobrovsky	1	32	2	3.81	0	0	0	0	13	.846														

COLUMBUS VS. CALGARY ALL-TIME

SEASON	W-L-T-O	HOME	AWAY	GF-GA	SF-SA	PP	PK	PIM
2000-01	3-1-0-0	2-0-0-0	1-1-0-0	12-9	92-109	6-of-21	14-of-16	85-111
2001-02	2-2-0-0	2-0-0-0	0-2-0-0	9-12	96-134	2-of-20	12-of-14	66-76
2002-03	3-0-0-1	1-0-0-1	2-0-0-0	18-9	106-127	5-of-21	20-of-22	93-87
2003-04	1-3-0-0	1-1-0-0	0-2-0-0	5-10	100-135	3-of-33	17-of-18	69-95
2005-06	2-2-0	1-1-0	1-1-0	6-8	85-134	2-of-21	24-of-25	62-52
2006-07	2-2-0	2-0-0	0-2-0	9-13	109-112	5-of-25	17-of-23	73-87
2007-08	2-2-0	1-1-0	1-1-0	8-7	140-96	1-of-18	15-of-17	83-85
2008-09	2-1-1	2-0-0	0-1-1	13-9	126-115	3-of-21	18-of-21	141-132
2009-10	2-1-1	1-0-1	1-1-0	11-12	117-99	4-of-15	11-of-12	36-46
2010-11	1-2-1	1-1-0	0-1-1	10-14	123-106	1-of-11	17-of-20	49-35
2011-12	3-0-1	1-0-1	2-0-0	9-6	109-120	1-of-13	8-of-10	39-49
2012-13	2-0-1	1-0-1	1-0-0	14-9	82-88	1-of-9	8-of-10	25-23
2013-14	1-1-0	1-0-0	1-0-0	5-5	50-54	1-of-6	3-of-3	4-10
2014-15	2-0-0	1-0-0	1-0-0	6-4	52-71	1-of-5	8-of-9	34-26
2015-16	1-1-0	0-1-0	1-0-0	4-5	47-58	0-of-1	1-for1	6-6
TOTAL	29-18-0-6	17-6-0-4	12-12-0-2	139-132	1,434-1,558	36-of-240	193-of-221	865-920

	OVERALL	AT CBJ	AT CGY
Current Streak:	1-0-0 since 2/5/16	0-1-0 since 1/21/16	6-0-0 since 12/1/11
Last 10 Games:	7-2-1	4-3-3	7-2-1
Last Win:	2/5/16, 2-1 at CGY	10/17/14, 3-2	2/5/16, 2-1
Last Regulation Loss:	1/21/16, 2-4 at CBJ	1/21/16, 2-4	3/4/11, 3-4
Most Lopsided Win:	5, 2x (3/26/09, 5-0 at CBJ)	5, 3/26/09 (5-0)	5, 1/11/03 (7-2)
Most Lopsided Loss:	5, 3/25/02 (1-6 at CGY)	4, 10/22/10 (2-6)	5, 3/25/02 (1-6)
Last Tie:	None	None	None
Last OT Game:	3/21/15, 3-2 OTW at CGY	2/7/13, 3-4 OTL	3/21/15, 3-2 OTW
OT Record (W-L-T):	7-6-0	1-4-0	6-2-0
Most Goals Scored:	7, 1/11/03 (7-2 W at CGY)	6, 3/24/01 (6-4 W)	7, 1/11/03 (7-2 W)
Most Goals Allowed:	6, 4x (10/22/10, 2-6 L at CBJ)	6, 10/22/10 (2-6 L)	6, 3x (10/20/09 most recent, 3-6 L)
Most Goals, Both Teams:	10, 3x (3/29/13, 6-4 W at CGY)	10, 3/24/01 (6-4 W)	10, 2x (3/29/13 most recent, 6-4 W)
Longest Win Streak:	3, 3x, 11/20/13 - 3/21/15	5, 3/14/01 - 12/19/02	6, 12/1/11 - current
Longest Pts. Streak:	7, 11/21/11 - 3/29/13 (5-0-0-2)	7, 3/14/01 - 11/9/03 (6-0-0-1)	6, 12/1/11 - current (6-0-0-0)
Longest Pointless Streak:	4, 12/19/03 - 11/3/05	2, 12/19/03 - 10/7/05	3, 2x, 11/1/03 - 11/3/05, most recent
Longest Winless Streak:	4, 12/19/03 - 11/3/05 (0-4-0-0)	2, 3x, 12/27/11 - 2/7/13, most recent (0-0-0-2)	4, 3/4/08 - 10/20/09 (0-3-0-1)

ALL-TIME RESULTS

2000-01 (3-1-0-0)	2001-02 (2-2-0-0)	2002-03 (3-0-0-1)	2003-04 (1-3-0-0)	2005-06 (2-2-0)	2006-07 (2-2-0)
10/12 CBJ 3, at CGY 2	11/1 at CGY 2, CBJ 1	12/19 at CBJ 3, CGY 0	11/1 at CGY 3, CBJ 0	10/7 CGY 3, at CBJ 1	11/3 at CBJ 5, CGY 4 SO
3/14 at CBJ 3, CGY 0	11/25 at CBJ 4, CGY 3	1/11 CBJ 7, at CGY 2	11/9 at CBJ 4, CGY 3	11/3 at CGY 2, CBJ 1	12/1 at CGY 2, CBJ 1
3/24 at CBJ 6, CGY 4	3/16 at CBJ 3, CGY 1	3/8 CGY 3, at CBJ 2 OT	12/19 CGY 2, at CBJ 1	2/1 CBJ 2, at CGY 1 SO	2/2 at CGY 6, CBJ 2
3/27 at CGY 3, CBJ 0	3/25 at CGY 6, CBJ 1	3/29 CBJ 6, at CGY 4	3/18 at CGY 2, CBJ 0	3/24 at CBJ 3, CGY 2	2/8 at CBJ 2, CGY 1
2007-08 (2-2-0)	2008-09 (2-1-1)	2009-10 (2-1-1)	2010-11 (1-2-1)	2011-12 (3-0-1)	2012-13 (2-0-1)
12/1 CBJ 4, at CGY 3 OT	11/8 at CBJ 3, CGY 1	10/13 at CBJ 2, CGY 1	10/22 CGY 6, at CBJ 2	11/21 at CBJ 4, CGY 1	2/7 CGY 4, at CBJ 3 OT
12/18 CGY 3, at CBJ 1	1/21 at CGY 5, CBJ 4 SO	10/20 at CGY 6, CBJ 3	12/13 at CGY 3, CBJ 2 OT	12/1 CBJ 4, at CGY 3 SO	3/22 at CBJ 5, CGY 1
3/4 at CGY 1, CBJ 0	2/24 at CGY 4, CBJ 1	11/28 CGY 4, at CBJ 3 SO	12/21 at CBJ 3, CGY 1	12/27 CGY 2, at CBJ 1 SO	3/29 CBJ 6, at CGY 4
3/18 at CBJ 3, CGY 0	3/26 at CBJ 5, CGY 0	1/8 CBJ 3, at CGY 2	3/4 at CGY 4, CBJ 3	3/18 CBJ 2, at CGY 1 SO	
2013-14 (1-1-0)	2014-15 (2-0-0)	2015-16 (1-1-0)			
10/4 CGY 4, at CBJ 3	10/17 at CBJ 3, CGY 2	1/21 CGY 4, at CBJ 2			
11/20 CBJ 2, at CGY 1 OT	3/21 CBJ 3, at CGY 2 OT	2/5 CBJ 2, at CGY 1			

SHUTOUTS

CBJ	4	3/14/01, Tugnutt 30 saves (3-0 at CBJ); 12/19/02, Denis 29 saves (3-0 at CBJ); 3/18/08, Norrena 18 saves (3-0 at CBJ); 3/26/09, Mason 33 saves (5-0 at CBJ)
CGY	4	3/27/01, Brathwaite 19 saves (0-3 at CGY); 11/1/03, McLennan 15 saves (0-3 at CGY); 3/18/04, Kiprusoff 23 saves (0-2 at CGY); 3/4/08, Kiprusoff 39 saves (0-1 at CGY)

HAT TRICKS

CBJ	1	3/29/03, Sanderson against Turek (3) and 1 EN (6-4 W at CGY)
CGY	1	10/22/10, Bourque against Mason (3) (2-6 L at CBJ)

PENALTY SHOTS


CBJ	2	3/4/11, Calvert unsuccessful against Kiprusoff (3-4 L at CGY); 3/4/11, Vermette unsuccessful against Kiprusoff (3-4 L at CGY)
CGY	0	None



CAROLINA HURRICANES

@NHLCanes

PNC Arena / 1400 Edwards Mill Rd. / Raleigh, NC 27607
 carolinahurricanes.com / p: 919.467.7825 / f: 919.462.0123



JUSTIN FAULK

DIRECTORY

First Season: 1979-80
 (Relocated from Hartford in 1997)
Home Ice: PNC Arena
Capacity: 18,680 (opened in 1999)
Playoff Appearances: 13 (most recent, 2008-09)
Stanley Cup Titles: 1 (2006)
EVP and General Manager: Ron Francis
Head Coach: Bill Peters
Assistant Coaches:
 Rod Brind'Amour, Steve Smith
Public Relations Contact: Mike Sundheim

TV Play-by-Play/Radio Analyst: John Forslund
TV Color Analyst: Tripp Tracy
Radio Play-by-Play: Chuck Kaiton

2016-17 SCHEDULE

DATE	HOME/AWAY	START (ET)
Jan. 10, 2017	at CAR	7:00 PM
Jan. 17, 2017	at CBJ	7:00 PM
Jan. 21, 2017	at CBJ	5:00 PM
Mar. 30, 2017	at CAR	7:00 PM

2015-16 SEASON

Record: 35-31-16, 86 pts.
Home: 19-15-7, 45 pts.
Away: 16-16-9, 41 pts.
Playoffs: Did not qualify

LEADERS

Points: Jeff Skinner, 51
Goals: Jeff Skinner, 28
Assists: Jordan Staal & Elias Lindholm, 28
+/-: Jordan Staal, 6
Def. Points: Justin Faulk, 37
Goaltending: Cam Ward, 23-17-10, 2.41 GAA

2015-16 RESULTS (1-2-1)

DATE	RESULT	ATTN	W/L GOALTENDERS	GW GOAL
Jan. 8, 2016	at CAR 4, CBJ 1	14,241	Cam Ward / Anton Forsberg	Elias Lindholm
Jan. 9, 2016	CAR 4, at CBJ 3 (OT)	16,532	Cam Ward / Joonas Korpisalo	Jordan Staal
Mar. 24, 2016	CAR 3, at CBJ 2	16,031	Eddie Lack / Sergei Bobrovsky	Elias Lindholm
Apr. 2, 2016	CBJ 5, at CAR 1	11,542	Joonas Korpisalo / Eddie Lack	Brandon Saad

GOALS BY PERIOD	1ST	2ND	3RD	OT	TOTAL	SHOTS BY PERIOD	1ST	2ND	3RD	OT	TOTAL
Columbus	1	6	4	0	11	Columbus	33	49	48	1	131
Carolina	3	3	5	1	12	Carolina	41	30	36	3	110

POWER PLAY	GOALS	ATTEMPTS	PCT	PENALTY KILLING	KILLS	ATTEMPTS	PCT
Columbus	2	14	14.3	Columbus	9	11	81.8
Carolina	2	11	18.2	Carolina	12	14	85.7

COLUMBUS	GP	G	A	P	+/-	PIM	PP	SH	GW	EN	S	%	CAROLINA	GP	G	A	P	+/-	PIM	PP	SH	GW	EN	S	%
Brandon Saad	4	3	2	5	1	0	0	0	1	0	23	13.0	Jordan Staal	4	2	3	5	4	0	1	0	1	0	7	28.6
Brandon Dubinsky	4	1	2	3	-3	7	1	0	0	0	6	16.7	Elias Lindholm	4	3	1	4	0	6	0	0	2	1	5	60.0
Alexander Wennberg	4	1	2	3	2	2	0	0	0	0	7	14.3	Noah Hanifin	4	0	4	4	0	2	0	0	0	0	8	0.0
David Savard	4	0	3	3	5	0	0	0	0	0	9	0.0	Jacob Slavin	4	0	4	4	4	4	0	0	0	0	4	0.0
Boone Jenner	4	2	0	2	-3	2	1	0	0	0	15	13.3	Kris Versteeg	2	1	2	3	1	0	0	0	0	0	4	25.0

GOALTENDING

COLUMBUS	GP	MIN	GA	GAA	SO	W	L	OTL	SA	SV%	CAROLINA	GP	MIN	GA	GAA	SO	W	L	OTL	SA	SV%		
Joonas Korpisalo	2	123	5	2.44	0	1	0	1	57	.912	Cam Ward	2	123	4	1.96	0	2	0	0	60	.933		
Sergei Bobrovsky	1	59	3	3.08	0	0	1	0	24	.875	Eddie Lack	2	120	7	3.50	0	1	1	0	71	.901		
Anton Forsberg	1	58	3	3.11	0	0	1	0	28	.893													

COLUMBUS VS. CAROLINA ALL-TIME

SEASON	W-L-T/O	HOME	AWAY	GF-GA	SF-SA	PP	PK	PIM
2000-01	1-1-0-0	1-0-0-0	0-1-0-0	4-3	40-58	2-of-11	5-of-6	28-36
2001-02	0-1-0-0	0-0-0-0	0-1-0-0	2-5	18-38	1-of-4	6-of-6	10-10
2002-03	0-2-0-0	0-1-0-0	0-1-0-0	7-10	67-66	2-of-7	7-of-10	27-21
2003-04	1-1-0-0	0-1-0-0	1-0-0-0	4-4	45-63	2-of-9	7-of-8	20-22
2005-06	0-1-0	0-0-0	0-1-0	1-2	26-32	0-of-4	6-of-7	14-8
2006-07	DID NOT PLAY							
2007-08	1-0-0	1-0-0	0-0-0	4-1	23-24	1-of-6	3-of-4	13-17
2008-09	1-0-0	0-0-0	1-0-0	5-1	20-27	2-of-4	3-of-3	6-8
2009-10	1-0-0	1-0-0	0-0-0	3-2	26-26	0-of-3	5-of-5	10-6
2010-11	1-0-0	0-0-0	1-0-0	3-2	28-31	0-of-5	9-of-9	18-12
2011-12	1-0-0	1-0-0	0-0-0	5-1	26-40	1-of-3	5-of-5	10-6
2012-13	DID NOT PLAY							
2013-14	3-2-0	1-1-0	2-1-0	13-11	152-151	2-of-11	14-of-18	38-26
2014-15	1-2-1	0-2-0	1-0-1	9-13	106-131	5-of-16	19-of-23	51-35
2015-16	1-2-1	0-1-1	1-1-0	11-12	131-110	2-of-14	9-of-11	43-37
TOTAL	12-12-0-2	5-6-0-1	7-6-0-1	71-67	708-797	20-of-97	98-of-115	288-244

	OVERALL	AT CBJ	AT CAR
Current Streak:	1-0-0 since 4/2/16	0-4-1 since 3/18/14	1-0-0 since 4/2/16
Last 10 Games:	3-5-2	4-5-1	6-3-1
Last Win:	4/2/16, 5-1 at CAR	1/10/14, 3-0	4/2/16, 5-1
Last Regulation Loss:	3/24/16, 2-3 at CBJ	3/24/16, 2-3	1/8/16, 1-4
Most Lopsided Win:	4, 3x (4/2/16, most recent, 5-1 at CAR)	4, 3/23/12 (5-1)	4, 2x (4/2/16, most recent, 5-1)
Most Lopsided Loss:	3, 3x (1/8/16 most recent, 1-4 at CAR)	3, 3/8/04 (1-4)	3, 2x (1/8/16, most recent, 1-4)
Last Tie:	None	None	None
Last OT Game:	1/9/16, 3-4 OTL at CBJ	1/9/16, 3-4 OTL	3/10/15, 4-3 SOW
OT Record (W-L-T):	2-2-0	0-1-0	2-1-0
Most Goals Scored:	5, 4x (4/2/16, most recent, 5-1 W at CAR)	5, 3/23/12 (5-1 W)	5, 3x (4/2/16, most recent, 5-1 W)
Most Goals Allowed:	6, 3/10/03 (5-6 L at CAR)	4, 4x (1/9/16 most recent, 3-4 OTL)	6, 3/10/03 (5-6 L)
Most Goals, Both Teams:	11, 3/10/03 (5-6 L at CAR)	7, 1/9/16 (3-4 OTL)	11, 3/10/03 (5-6 L)
Longest Win Streak:	7, 12/29/07 - 1/10/14	4, 12/29/07 - 1/10/14	3, 2/14/09 - 12/23/13
Longest Pts. Streak:	7, 12/29/07 - 1/10/14 (7-0-0-0)	4, 12/29/07 - 1/10/14 (4-0-0-0)	3, 2x, 3/29/14 - 3/10/15, most recent (2-0-0-1)
Longest Pointless Streak:	4, 3/7/01 - 3/10/03	3, 3/18/14 - 3/15/15	3, 3/7/01 - 3/10/03
Longest Winless Streak:	4, 2x, 3/15/15 - 3/24/16, most recent (0-3-0-1)	5, 3/18/14 - current (0-4-0-1)	3, 3/7/01 - 3/10/03 (0-3-0-0)

ALL-TIME RESULTS

2000-01 (1-1-0-0)	2001-02 (0-1-0-0)	2002-03 (0-2-0-0)	2003-04 (1-1-0-0)	2005-06 (0-1-0)	2006-07 (0-0-0)
12/29 at CBJ 3, CAR 1	11/19 at CAR 5, CBJ 2	11/30 CAR 4, at CBJ 2	3/2 CBJ 3, at CAR 0	12/15 at CAR 2, CBJ 1	DID NOT PLAY
3/7 at CAR 2, CBJ 1		3/10 at CAR 6, CBJ 5	3/8 CAR 4, at CBJ 1		
2007-08 (1-0-0)	2008-09 (1-0-0)	2009-10 (1-0-0)	2010-11 (1-0-0)	2011-12 (1-0-0)	2012-13 (0-0-0)
12/29 at CBJ 4, CAR 1	2/14 CBJ 5, at CAR 1	11/7 at CBJ 3, CAR 2	3/12 CBJ 3, at CAR 2	3/23 at CBJ 5, CAR 1	DID NOT PLAY
2013-14 (3-2-0)	2014-15 (1-2-1)	2015-16 (1-2-1)			
12/23 CBJ 4, at CAR 3	11/4 CAR 4, at CBJ 2	1/8 at CAR 4, CBJ 1			
1/10 at CBJ 3, CAR 0	11/7 at CAR 3, CBJ 2 OT	1/9 CAR 4, at CBJ 3 OT			
1/27 at CAR 3, CBJ 2	3/10 CBJ 4, at CAR 3 SO	3/24 CAR 3, at CBJ 2			
3/18 CAR 3, at CBJ 1	3/15 CAR 3, at CBJ 2	4/2 CBJ 5, at CAR 1			
3/29 CBJ 3, at CAR 2 OT					

SHUTOUTS

CBJ	2	3/2/04, Denis 25 saves (3-0 at CAR); 1/10/14, Bobrovsky 36 saves (3-0 W at CBJ)
CAR	0	None

HAT TRICKS

CBJ	2	3/23/12, Umberger against Ward (3) (5-1 W at CBJ); 4/2/16, Saad against Lack (3) (5-1 W at CAR)
CAR	0	None

PENALTY SHOTS


CBJ	0	None
CAR	0	None



CHICAGO BLACKHAWKS

@NHLBlackhawks

United Center / 1901 W. Madison St. / Chicago, IL 60612
 chicagoblackhawks.com / p: 312.455.7000 / f: 312.455.7041



PATRICK KANE

DIRECTORY

First Season: 1926-27
Home Ice: United Center
Capacity: 19,717 (opened in 1994)
Playoff Appearances: 61 (most recent, 2015-16)
Stanley Cup Titles: 6 (most recent, 2015)
President and CEO: John F. McDonough
VP and General Manager: Stan Bowman
Head Coach: Joel Quenneville
Assistant Coaches: Mike Kitchen, Kevin Dineen
Public Relations Contact: Adam Rogowin

TV Play-by-Play: Pat Foley
TV Color Analyst: Eddie Olczyk
Radio Play-by-Play: John Wiedeman
Radio Color Analyst: Troy Murray

2016-17 SCHEDULE

DATE	HOME/AWAY	START (ET)
Oct. 21, 2016	at CBJ	7:00 PM
Mar. 31, 2017	at CHI	8:30 PM

2015-16 SEASON

Record: 47-26-9, 103 pts.
Home: 26-11-4, 56 pts.
Away: 21-15-5, 47 pts.
Playoffs: Lost 4-3 (STL) in First Round

LEADERS

Points: Patrick Kane, 106
Goals: Patrick Kane, 46
Assists: Patrick Kane, 60
+/-: Patrick Kane, 17
Def. Points: Brent Seabrook, 49
Goaltending: Corey Crawford, 35-18-5, 2.37 GAA

2015-16 RESULTS (1-1-0)

DATE	RESULT	ATTN	W/L GOALTENDERS	GW GOAL
Oct. 17, 2015	at CHI 4, CBJ 1	21,563	Corey Crawford / Curtis McElhinney	Teuvo Teravainen
Apr. 9, 2016	at CBJ 5, CHI 4 (OT)	19,177	Sergei Bobrovsky / Corey Crawford	Scott Hartnell

GOALS BY PERIOD	1ST					2ND					3RD					OT					TOTAL				
	Columbus	Chicago	Columbus	Chicago	Columbus	Chicago	Columbus	Chicago	Columbus	Chicago	Columbus	Chicago	Columbus	Chicago	Columbus	Chicago	Columbus	Chicago	Columbus	Chicago					
Columbus	0	3	2	1	6	19	11	17	1	48	0	3	2	1	6	23	14	24	1	56					
Chicago	3	2	3	0	8	23	14	24	1	56	3	2	3	0	8	23	14	24	1	56					

POWER PLAY	GOALS			ATTEMPTS			PCT			PENALTY KILLING	KILLS			ATTEMPTS			PCT		
	Columbus	Chicago	Columbus	Chicago	Columbus	Chicago	Columbus	Chicago	Columbus		Chicago	Columbus	Chicago	Columbus	Chicago	Columbus	Chicago	Columbus	Chicago
Columbus	1	3	4	25.0	7	10	70.0	7	10	70.0	3	4	75.0	3	4	75.0	3	4	75.0
Chicago	3	2	10	30.0	3	10	30.0	3	4	75.0	3	4	75.0	3	4	75.0	3	4	75.0

COLUMBUS													CHICAGO												
GP	G	A	P	+/-	PIM	PP	SH	GW	EN	S	%	GP	G	A	P	+/-	PIM	PP	SH	GW	EN	S	%		
Scott Hartnell	2	2	2	4	3	0	1	0	1	0	7	28.6	Artemi Panarin	2	2	3	5	5	0	1	0	0	0	9	22.2
Alexander Wennberg	1	1	2	3	3	0	0	0	0	1	100.0	Patrick Kane	2	3	1	4	4	0	0	0	1	9	33.3		
Brandon Saad	2	1	1	2	3	2	0	0	0	4	25.0	Marian Hossa	1	1	1	2	-1	0	1	0	0	0	2	50.0	
Jack Johnson	1	1	0	1	0	0	0	0	0	2	50.0	Trevor Daley	1	0	1	1	1	0	0	0	0	0	2	0.0	
Matt Calvert	2	1	0	1	0	2	0	0	0	2	50.0	Brent Seabrook	2	0	2	2	-1	4	0	0	0	0	3	0.0	

GOALTENDING

COLUMBUS											CHICAGO										
GP	MIN	GA	GAA	SO	W	L	OTL	SA	SV%	GP	MIN	GA	GAA	SO	W	L	OTL	SA	SV%		
Curtis McElhinney	1	59	3	3.05	0	0	1	0	29	.897	Corey Crawford	2	122	6	2.94	0	1	0	48	.875	
Sergei Bobrovsky	1	62	4	3.85	0	1	0	0	26	.846											

COLUMBUS VS. CHICAGO ALL-TIME

SEASON	W-L-T/O	HOME	AWAY	GF-GA	SF-SA	PP	PK	PIM
2000-01	1-4-0-0	1-2-0-0	0-2-0-0	9-18	118-137	2-of-25	18-of-23	86-80
2001-02	1-2-2-0	1-0-1-0	0-2-1-0	10-12	124-154	6-of-26	17-of-19	121-135
2002-03	2-3-0-0	2-1-0-0	0-2-0-0	11-15	141-153	2-of-25	21-of-23	105-152
2003-04	4-2-0-0	2-1-0-0	2-1-0-0	17-19	204-188	6-of-34	21-of-25	106-120
2005-06	5-3-0	3-1-0	2-2-0	26-21	212-299	5-of-40	42-of-48	106-100
2006-07	4-4-0	2-2-0	2-2-0	27-26	220-192	11-of-43	26-of-31	116-130
2007-08	4-3-1	2-2-0	2-1-1	27-28	229-217	6-of-38	28-of-35	107-129
2008-09	3-1-2	1-0-2	2-1-0	16-16	175-164	2-of-22	19-of-26	69-59
2009-10	2-2-2	1-1-1	1-1-1	24-21	153-206	3-of-21	17-of-23	54-62
2010-11	2-3-1	0-2-1	2-1-0	17-24	202-193	5-of-28	16-of-21	54-69
2011-12	0-6-0	0-3-0	0-3-0	10-31	190-176	2-of-20	14-of-19	90-92
2012-13	0-2-2	0-1-1	0-1-1	6-9	106-126	1-of-13	9-of-9	46-52
2013-14	0-2-0	0-1-0	0-1-0	4-10	50-71	1-of-7	4-of-6	17-19
2014-15	2-0-0	1-0-0	1-0-0	7-4	46-74	0-of-3	9-of-9	22-10
2015-16	1-1-0	1-0-0	0-1-0	6-8	48-56	1-of-4	7-of-10	39-15
TOTAL	31-38-2-8	17-17-1-5	14-21-1-3	217-262	2,218-2,406	53-of-349	268-of-327	1,138-of-1,224

OVERALL

Current Streak: 1-0-0 since 4/9/16

Last 10 Games: 3-5-2

Last Win: 4/9/16, 5-4 OT at CBJ

Last Regulation Loss: 10/17/15, 1-4 at CHI

Most Lopsided Win: 5, 3/25/10 (8-3 at CBJ)

Most Lopsided Loss: 7, 1/22/04 (0-7 at CHI)

Last Tie: 11/23/01, 2-2 at CBJ

Last OT Game: 4/9/16, 5-4 OTW at CBJ

OT Record (W-L-T): 7-8-2

Most Goals Scored: 8, 3/25/10 (8-3 W at CBJ)

Most Goals Allowed: 7, 4x (2/1/11 most recent, 4-7 L at CBJ)

Most Goals, Both Teams: 11, 4x (2/1/11 most recent, 4-7 L at CBJ)

Longest Win Streak: 4, 2/27/04 - 12/30/05

Longest Pts. Streak: 5, 3/13/09 - 12/1/09 (3-0-0-2)

Longest Pointless Streak: 8, 10/29/11 - 2/24/13

Longest Winless Streak: 13, 4/1/11 - 4/4/14 (0-10-0-3)

AT CBJ

Current Streak: 2-0-0 since 12/20/14

Last 10 Games: 2-6-2

Last Win: 4/9/16, 5-4 OT

Last Regulation Loss: 4/4/14, 3-4

Most Lopsided Win: 5, 3/25/10 (8-3)

Most Lopsided Loss: 6, 2/15/03 (1-7)

Last Tie: 11/23/01, 2-2

Last OT Game: 4/9/16, 5-4 OTW

OT Record (W-L-T): 5-5-1

Most Goals Scored: 8, 3/25/10 (8-3 W)

Most Goals Allowed: 7, 3x (2/1/11 most recent, 4-7 L)

Most Goals, Both Teams: 11, 3x (2/1/11 most recent, 4-7 L)

Longest Win Streak: 3, 1/12/02 - 1/20/03

Longest Pts. Streak: 5, 4/8/01 - 1/20/03 (4-0-1-0)

Longest Pointless Streak: 4, 11/10/11 - 1/26/13

Longest Winless Streak: 9, 10/15/10 - 4/4/14 (0-7-0-2)

AT CHI

Current Streak: 0-1-0 since 10/17/15

Last 10 Games: 2-7-1

Last Win: 3/27/15, 5-2

Last Regulation Loss: 10/17/15, 1-4

Most Lopsided Win: 3, 3x (3/27/15 most recent, 5-2)

Most Lopsided Loss: 7, 1/22/04 (0-7)

Last Tie: 10/14/01, 2-2

Last OT Game: 3/1/13, 3-4 OTL

OT Record (W-L-T): 2-3-1

Most Goals Scored: 7, 10/23/07 (7-4 W)

Most Goals Allowed: 7, 1/22/04 (0-7 L)

Most Goals, Both Teams: 11, 10/23/07 (7-4 W)

Longest Win Streak: 3, 2/27/04 - 12/30/05

Longest Pts. Streak: 3, 2x, 3/13/09 - 12/1/09, most recent (2-0-1)

Longest Pointless Streak: 4, 2x, 10/29/11 - 2/24/13, most recent

Longest Winless Streak: 7, 10/15/00 - 12/20/02 (0-6-1-0)

ALL-TIME RESULTS

2000-01	(1-4-0-0)	2001-02	(1-2-2-0)	2002-03	(2-3-0-0)	2003-04	(4-2-0-0)	2005-06	(5-3-0)	2006-07	(4-4-0)
10/7	CHI 5, at CBJ 3	10/14	CBJ 2, at CHI 2 OT	10/10	at CBJ 2, CHI 1	10/16	at CBJ 2, CHI 1	10/9	CBJ 3, at CHI 2	10/7	CBJ 5, at CHI 4
10/15	at CHI 2, CBJ 1	11/23	CHI 2, at CBJ 2 OT	10/29	at CHI 3, CBJ 2	12/26	CBJ 4, at CHI 1	12/26	at CBJ 4, CHI 3 OT	11/12	at CHI 1, CBJ 0
12/3	at CHI 5, CBJ 0	1/10	at CHI 2, CBJ 1	12/20	at CHI 3, CBJ 1	1/22	at CHI 7, CBJ 0	12/30	CBJ 3, at CHI 2	12/16	CHI 6, at CBJ 4
1/12	CHI 3, at CBJ 1	1/12	at CBJ 5, CHI 4	1/20	at CBJ 5, CHI 1	1/24	at CBJ 4, CHI 3	3/7	CHI 3, at CBJ 1	12/31	at CBJ 3, CHI 1
4/8	at CBJ 4, CHI 3 OT	4/14	at CHI 2, CBJ 0	2/15	CHI 7, at CBJ 1	2/25	CHI 4, at CBJ 3	3/15	at CHI 3, CBJ 2	1/16	CBJ 5, at CHI 4 OT
						2/27	CBJ 4, at CHI 3	4/1	at CBJ 5, CHI 2	2/11	CHI 5, at CBJ 4
								4/15	at CBJ 5, CHI 2	3/20	at CBJ 5, CHI 2
								4/16	at CHI 4, CBJ 3	3/30	at CHI 3, CBJ 1
2007-08	(4-3-1)	2008-09	(3-1-2)	2009-10	(2-2-2)	2010-11	(2-3-1)	2011-12	(0-6-0)	2012-13	(0-2-2)
10/23	CBJ 7, at CHI 4	11/1	CHI 4, at CBJ 3 SO	12/1	at CHI 4, CBJ 3 SO	10/15	CHI 5, at CBJ 2	10/29	at CHI 5, CBJ 2	1/26	CHI 3, at CBJ 2
11/7	at CHI 5, CBJ 2	12/14	at CHI 3, CBJ 1	1/14	at CHI 3, CBJ 0	10/23	CBJ 3, at CHI 2	11/10	CHI 6, at CBJ 3	2/24	at CHI 1, CBJ 0
11/14	at CBJ 4, CHI 2	3/13	CBJ 5, at CHI 3	1/16	CHI 6, at CBJ 5	12/26	at CHI 4, CBJ 1	12/26	at CHI 4, CBJ 1	3/1	at CHI 4, CBJ 3 OT
1/24	CBJ 1, at CHI 0	3/18	at CBJ 4, CHI 3 OT	2/14	CHI 5, at CBJ 4 SO	2/1	CHI 7, at CBJ 4	1/10	at CHI 5, CBJ 2	3/14	CHI 2, at CBJ 1 SO
2/13	CHI 7, at CBJ 2	4/5	CHI 1, at CBJ 0 OT	3/25	at CBJ 8, CHI 3	2/18	CBJ 4, at CHI 3	2/18	CHI 6, at CBJ 1		
3/14	CHI 6, at CBJ 3	4/8	CBJ 4, at CHI 3 SO	3/28	CBJ 4, at CHI 2	4/1	CHI 4, at CBJ 3 SO	3/20	CHI 5, at CBJ 1		
3/26	at CBJ 4, CHI 0										
3/30	at CHI 5, CBJ 4 SO										
2013-14	(0-2-0)	2014-15	(2-0-0)	2015-16	(1-1-0)						
3/6	at CHI 6, CBJ 1	12/20	at CBJ 3, CHI 2 SO	10/17	at CHI 4, CBJ 1						
4/4	CHI 4, at CBJ 3	3/27	CBJ 5, at CHI 2	4/9	at CBJ 5, CHI 4 OT						

SHUTOUTS

CBJ	2	1/24/08, Leclair 30 saves (1-0 at CHI); 3/26/08, Norrena 17 saves (4-0 at CBJ)
CHI	7	12/3/00, Thibault 29 saves (0-5 at CHI); 4/14/02, Thibault 28 saves (0-2 at CHI); 1/22/04, Anderson 30 saves (0-7 at CHI); 11/12/06, Boucher 28 saves (0-1 at CHI); 4/5/09, Khabibulin 20 saves (0-1 OT at CBJ); 1/14/10, Huet 24 saves (0-3 at CHI); 2/24/13, Crawford 28 saves (0-1 at CHI)

HAT TRICKS

CBJ	1	3/27/15, Atkinson against Crawford (2) and 1 EN (5-2 W at CHI)
CHI	1	1/10/12, Stalberg against Sanford (3) (2-5 L at CHI)

PENALTY SHOTS

CBJ	5	10/15/00, Vyborny goal against Tallas (1-2 L at CHI); 3/15/06, Fritsche unsuccessful against Khabibulin (2-3 L at CHI); 12/31/06, Nash unsuccessful against Khabibulin (3-1 W at CBJ); 4/8/09, Nash unsuccessful against Khabibulin (4-3 SOW at CHI); 3/25/10, Voracek goal against Huet (8-3 W at CBJ)
CHI	2	3/30/07, Keith unsuccessful against Boucher (1-3 L at CHI); 12/26/10, Skille unsuccessful against Garon (1-4 L at CHI)



COLORADO AVALANCHE

Pepsi Center / 1000 Chopper Cir. / Denver, CO 80204
coloradoavalanche.com / p: 303.405.1100 / f: 303.893.0614



MATT DUCHENE

DIRECTORY

First Season: 1979-80
(Relocated from Quebec City in 1995)
Home Ice: Pepsi Center
Capacity: 18,007 (opened in 1999)
Playoff Appearances: 22 (most recent, 2013-14)
Stanley Cup Titles: 2 (1996 and 2001)
President: Josh Kroenke
EVP & General Manager: Joe Sakic
Head Coach: Jared Bednar
Assistant Coaches:
Tim Army, Dave Farrish, Nolan Pratt
Public Relations Contact: Jean Martineau

TV Play-by-Play: Michael Haynes
TV Color Analyst: Peter McNab
Radio Play-by-Play: Marc Moser

2016-17 SCHEDULE

DATE	HOME/AWAY	START (ET)
Nov. 21, 2016	at CBJ	7:00 PM
Dec. 1, 2016	at COL	9:00 PM

2015-16 SEASON

Record: 39-39-4, 82 pts.
Home: 17-20-4, 38 pts.
Away: 22-19-0, 44 pts.
Playoffs: Did not qualify

LEADERS

Points: Matt Duchene, 59
Goals: Matt Duchene, 30
Assists: Carl Soderberg, 39
+/-: Zach Redmond, 5
Def. Points: Tyson Barrie, 49
Goaltending: Semyon Varlamov, 27-25-3, 2.81 GAA

2015-16 RESULTS (2-0-0)

DATE	RESULT	ATTN	W/L GOALTENDERS	GW GOAL
Oct. 24, 2015	CBJ 4, at COL 3	18,007	Sergei Bobrovsky / Semyon Varlamov	Brandon Dubinsky
Jan. 16, 2016	at CBJ 2, COL 1	17,776	Joonas Korpisalo / Calvin Pickard	Jack Johnson

GOALS BY PERIOD	1ST	2ND	3RD	OT	TOTAL	SHOTS BY PERIOD	1ST	2ND	3RD	OT	TOTAL
Columbus	3	0	3	0	6	Columbus	16	15	26	0	57
Colorado	1	3	0	0	4	Colorado	16	26	22	0	64

POWER PLAY	GOALS	ATTEMPTS	PCT	PENALTY KILLING	KILLS	ATTEMPTS	PCT
Columbus	1	8	12.5	Columbus	8	9	88.9
Colorado	1	9	11.1	Colorado	7	8	87.5

COLUMBUS	GP	G	A	P	+/-	PIM	PP	SH	GW	EN	S	%	COLORADO	GP	G	A	P	+/-	PIM	PP	SH	GW	EN	S	%
Ryan Murray	2	1	2	3	1	2	0	0	0	0	3	33.3	Jarome Iginla	2	1	2	3	2	0	0	0	0	0	5	20.0
Brandon Dubinsky	2	0	2	2	0	0	0	0	1	0	5	40.0	Jack Skille	2	1	0	1	-1	0	0	0	0	0	4	25.0
Boone Jenner	2	2	0	2	1	6	1	0	0	0	7	28.6	Nathan MacKinnon	2	1	0	1	-1	0	1	0	0	0	7	14.3
David Savard	1	0	2	2	2	0	0	0	0	0	2	0.0	Chris Wagner	1	1	0	1	1	0	0	0	0	0	2	50.0
Jack Johnson	2	1	0	1	1	0	0	0	1	0	3	33.3	Nick Holden	2	0	1	1	-1	0	0	0	0	0	7	0.0

GOALTENDING

COLUMBUS	GP	MIN	GA	GAA	SO	W	L	OTL	SA	SV%	COLORADO	GP	MIN	GA	GAA	SO	W	L	OTL	SA	SV%
Joonas Korpisalo	1	60	1	1.00	0	1	0	0	30	.967	Calvin Pickard	1	59	2	2.04	0	0	1	0	21	.905
Sergei Bobrovsky	1	60	3	3.00	0	1	0	0	34	.912	Semyon Varlamov	1	59	4	4.06	0	0	1	0	36	.889

COLUMBUS VS. COLORADO ALL-TIME

SEASON	W-L-T-O	HOME	AWAY	GF-GA	SF-SA	PP	PK	PIM
2000-01	0-4-0-0	0-2-0-0	0-2-0-0	6-17	84-114	2-of-12	15-of-21	100-62
2001-02	0-4-0-0	0-2-0-0	0-2-0-0	2-16	103-113	1-of-17	8-of-11	43-75
2002-03	0-3-1-0	0-1-1-0	0-2-0-0	7-17	93-155	2-of-15	21-of-25	86-66
2003-04	1-3-0-0	1-1-0-0	0-2-0-0	8-19	154-150	4-of-25	9-of-15	66-78
2005-06	0-3-1	0-2-0	0-1-1	3-12	109-149	0-of-11	14-of-21	59-37
2006-07	1-3-0	0-2-0	1-1-0	8-11	113-115	1-of-19	11-of-14	49-49
2007-08	2-2-0	2-0-0	0-2-0	11-13	99-105	1-of-12	13-of-16	70-54
2008-09	4-0-0	2-0-0	2-0-0	17-6	104-113	2-of-10	14-of-17	66-44
2009-10	0-4-0	0-2-0	0-2-0	7-16	110-113	3-of-15	11-of-14	44-44
2010-11	1-2-1	1-1-0	0-1-1	9-15	128-124	1-of-10	11-of-13	60-56
2011-12	2-1-1	0-1-1	2-0-0	9-9	117-127	2-of-13	9-of-10	58-54
2012-13	2-1-0	1-0-0	1-1-0	6-8	97-79	2-of-12	7-of-8	51-57
2013-14	0-1-1	0-0-1	0-1-0	5-8	64-51	0-of-5	0-of-4	19-15
2014-15	1-1-0	0-1-0	1-0-0	4-7	71-62	0-of-5	8-of-10	20-8
2015-16	2-0-0	1-0-0	1-0-0	6-4	57-64	1-of-8	8-of-9	21-21
TOTAL	16-32-1-4	8-15-1-2	8-17-0-2	108-178	1,503-1,634	22-of-189	159-of-208	812-720

	OVERALL	AT CBJ	AT COL
Current Streak:	2-0-0 since 10/24/15	1-0-0 since 1/16/16	2-0-0 since 1/4/15
Last 10 Games:	6-3-1	3-5-2	5-4-1
Last Win:	1/16/16, 2-1 at CBJ	1/16/16, 2-1	10/24/15, 4-3
Last Regulation Loss:	3/7/15, 0-4 at CBJ	3/7/15, 0-4	12/31/13, 3-5
Most Lopsided Win:	5, 1/2/09 [6-1 at COL]	3, 2x (2/10/09 most recent, 3-0)	5, 1/2/09 [6-1]
Most Lopsided Loss:	6, 1/6/04 [0-6 at COL]	5, 3x (2/24/12 most recent, 0-5)	6, 1/6/04 [0-6]
Last Tie:	1/28/03, 2-2 at CBJ	1/28/03, 2-2	None
Last OT Game:	4/1/14, 2-3 OTL at CBJ	4/1/14, 2-3 OTL	4/15/13, 4-3 OTW
OT Record (W-L-T):	3-4-1	2-2-1	1-2-0
Most Goals Scored:	6, 1/2/09 [6-1 W at COL]	5, 2x (12/5/07 most recent, 5-4 W)	6, 1/2/09 [6-1 W]
Most Goals Allowed:	6, 1/6/04 [0-6 L at COL]	5, 7x (2/24/12 most recent, 0-5 L)	6, 1/6/04 [0-6 L]
Most Goals, Both Teams:	9, 4x (3/22/11, 4-5 SOL at COL)	9, 2x (12/5/07 most recent, 5-4 W)	9, 2x (3/22/11 most recent, 4-5 SOL)
Longest Win Streak:	4, 10/30/08 - 2/10/09	4, 12/5/07 - 2/10/09	2, 3x, 1/4/15 - current, most recent
Longest Pts. Streak:	4, 10/30/08 - 2/10/09 [4-0-0-0]	4, 12/5/07 - 2/10/09 [4-0-0-0]	3, 3/22/11 - 4/5/12 [2-0-0-1]
Longest Pointless Streak:	10, 10/14/00 - 1/23/03	5, 4/2/04 - 11/17/06	8, 10/14/00 - 1/6/04
Longest Winless Streak:	14, 10/14/00 - 1/6/04 [0-13-1-0]	6, 10/18/00 - 3/13/03 [0-5-1-0]	10, 10/14/00 - 3/2/06 [0-9-0-1]

ALL-TIME RESULTS

2000-01	[0-4-0-0]	2001-02	[0-4-0-0]	2002-03	[0-3-1-0]	2003-04	[1-3-0-0]	2005-06	[0-3-1]	2006-07	[1-3-0]
10/14	at COL 3, CBJ 1	10/20	COL 5, at CBJ 0	11/12	at COL 5, CBJ 4	12/6	at COL 5, CBJ 1	11/25	COL 5, at CBJ 0	11/1	COL 5, at CBJ 3
10/18	COL 5, at CBJ 1	12/8	COL 2, at CBJ 0	1/23	at COL 5, CBJ 0	1/6	at COL 6, CBJ 0	1/7	at COL 3, CBJ 2 SO	11/17	COL 3, at CBJ 0
11/22	at COL 5, CBJ 2	12/12	at COL 5, CBJ 1	1/28	at CBJ 2, COL 2 OT	2/28	at CBJ 5, COL 4 OT	2/10	COL 4, at CBJ 1	12/5	CBJ 3, at COL 0
1/10	COL 4, at CBJ 2	3/6	at COL 4, CBJ 1	3/13	COL 5, at CBJ 1	4/2	COL 4, at CBJ 2	3/2	at COL 1, CBJ 0	2/27	at COL 3, CBJ 2
2007-08	[2-2-0]	2008-09	[4-0-0]	2009-10	[0-4-0]	2010-11	[1-2-1]	2011-12	[2-1-1]	2012-13	[2-1-0]
10/13	at COL 5, CBJ 1	10/30	CBJ 4, at COL 2	12/5	at CBJ 2	10/30	at COL 5, CBJ 1	10/12	COL 3, at CBJ 2 SO	1/24	at COL 4, CBJ 0
12/5	at CBJ 5, COL 4	1/2	CBJ 6, at COL 1	12/19	at COL 5, CBJ 2	11/12	COL 5, at CBJ 1	2/24	COL 5, at CBJ 0	3/3	at CBJ 2, COL 1 OT
12/12	at CBJ 4, COL 1	1/13	at CBJ 4, COL 3	1/2	COL 3, at CBJ 2	2/11	at CBJ 3, COL 1	3/1	CBJ 2, at COL 0	4/15	CBJ 4, at COL 3 OT
1/20	at COL 3, CBJ 1	2/10	at CBJ 3, COL 0	2/2	at COL 5, CBJ 1	3/22	at COL 5, CBJ 4 SO	4/5	CBJ 5, at COL 2		
2013-14	[0-1-1]	2014-15	[1-1-0]	2015-16	[2-0-0]						
12/31	at COL 5, CBJ 3	1/4	CBJ 4, at COL 3	10/24	CBJ 4, at COL 3						
4/1	COL 3, at CBJ 2 OT	3/7	COL 4, at CBJ 0	1/16	at CBJ 2, COL 1						

SHUTOUTS

CBJ	3	12/5/06, Norrena 42 saves [3-0 at COL]; 2/10/09, LaCosta 31 saves [3-0 at CBJ]; 3/1/12, Mason 33 saves [2-0 at COL]
COL	10	10/20/01, Roy 24 saves [0-5 at CBJ]; 12/8/01, Roy 26 saves [0-2 at CBJ]; 1/23/03, Roy 18 saves [0-5 at COL]; 1/6/04, Aebischer 35 saves [0-6 at COL]; 11/25/05, Aebischer 35 saves [0-5 at CBJ]; 3/2/06, Aebischer 24 saves [0-1 at COL]; 11/17/06, Budaj 25 saves [0-3 at CBJ]; 2/24/12, Varlamov 28 saves [0-5 at CBJ]; 1/24/13, Varlamov 33 saves [0-4 at COL]; 3/7/15, Varlamov 44 Saves [0-4 at CBJ]

HAT TRICKS

CBJ	1	4/5/12, Atkinson against Varlamov [3] [5-2 W at COL]
COL	2	3/13/03, Sakic against Denis [3] [1-5 L at CBJ]; 10/13/07, Sakic against Leclaire [3] [1-5 L at COL]

PENALTY SHOTS

CBJ	1	1/2/09, Nash goal against Budaj [6-1 W at COL]
COL	3	12/12/01, Podein unsuccessful against Denis [1-5 L at COL]; 1/23/03, McAmmond unsuccessful against Denis [0-5 L at COL]; 2/28/04, Kariya unsuccessful against Denis [5-4 OTW at CBJ]



DALLAS STARS

@DallasStars

American Airlines Center / 2500 Victory Ave. / Dallas, TX 75219
 dallasstars.com / p: 214.387.5500 / f: 214.387.5564



JAMIE BENN

DIRECTORY

First Season: 1967-68
 (Relocated from Minneapolis-St. Paul in 1993)
Home Ice: American Airlines Center
Capacity: 18,532 (opened in 2001)
Playoff Appearances: 31 (most recent, 2015-16)
Stanley Cup Titles: 1 (1999)
General Manager: Jim Nill
Head Coach: Lindy Ruff
Assistant Coaches: Curt Fraser, James Patrick
Public Relations Contact: Tom Holy

TV/Radio Play-by-Play: Dave Strader
TV/Radio Color Analyst: Daryl Reaugh

2016-17 SCHEDULE

DATE	HOME/AWAY	START (ET)
Oct. 22, 2016	at DAL	8:00 PM
Nov. 1, 2016	at CBJ	7:00 PM

2015-16 SEASON

Record: 50-23-9, 109 pts.
Home: 28-11-2, 58 pts.
Away: 22-12-7, 51 pts.
Playoffs: Lost 4-3 (STL) in West Semifinals

LEADERS

Points: Jamie Benn, 89
Goals: Jamie Benn, 41
Assists: Jamie Benn & John Klingberg, 48
+/-: John Klingberg, 22
Def. Points: John Klingberg, 58
Goaltending: Antti Niemi, 25-13-7, 2.67 GAA

2015-16 RESULTS (1-1-0)

DATE	RESULT	ATTN	W/L GOALTENDERS	GWG GOAL
Dec. 15, 2015	at DAL 5, CBJ 1	18,232	Kari Lehtonen / Joonas Korpisalo	Alex Goligoski
Dec. 29, 2015	at CBJ 6, DAL 3	15,836	Curtis McElhinney / Antti Niemi	Brandon Saad

GOALS BY PERIOD	1ST					2ND					3RD					OT					TOTAL				
	1ST	2ND	3RD	OT	TOTAL	1ST	2ND	3RD	OT	TOTAL	1ST	2ND	3RD	OT	TOTAL	1ST	2ND	3RD	OT	TOTAL					
Columbus	3	2	2	0	7	30	25	13	0	68	2	4	2	0	8	25	28	24	0	77					
Dallas	2	4	2	0	8	25	28	24	0	77	2	4	2	0	8	3	6	4	0	13					

POWER PLAY	GOALS				ATTEMPTS				PCT				PENALTY KILLING	KILLS				ATTEMPTS				PCT			
	GOALS	ATTEMPTS	PCT	PP	GOALS	ATTEMPTS	PCT	PP	KILLS	ATTEMPTS	PCT	PP		KILLS	ATTEMPTS	PCT	PP								
Columbus	1	4	25.0	7	6	6	100.0	0	6	6	100.0	0	3	4	75.0	0									
Dallas	0	6	0.0	0	3	4	75.0	0	3	4	75.0	0	3	4	75.0	0									

COLUMBUS	GP	G	A	P	+/-	PIM	PP	SH	GW	EN	S	%	DALLAS	GP	G	A	P	+/-	PIM	PP	SH	GW	EN	S	%
Nick Foligno	2	0	4	4	1	0	0	0	0	0	4	0.0	Tyler Seguin	2	3	0	3	3	2	0	0	0	0	5	60.0
Brandon Dubinsky	2	0	3	3	-1	4	0	0	0	0	2	0.0	Mattias Janmark	2	1	1	2	1	0	0	0	0	0	3	33.3
Scott Hartnell	2	2	0	2	0	4	1	0	0	0	7	28.6	John Klingberg	2	0	2	2	0	0	0	0	0	0	7	0.0
Rene Bourque	1	1	1	2	1	2	0	0	0	1	1	100.0	Jamie Benn	2	0	2	2	3	0	0	0	0	0	4	0.0
Matt Calvert	2	1	0	1	-2	0	0	0	0	0	8	12.5	Cody Eakin	2	0	2	2	2	0	0	0	0	0	2	0.0

GOALTENDING

COLUMBUS	GP	MIN	GA	GAA	SO	W	L	OTL	SA	SV%	DALLAS	GP	MIN	GA	GAA	SO	W	L	OTL	SA	SV%
Curtis McElhinney	2	79	4	3.02	0	1	0	0	50	.920	Kari Lehtonen	2	80	4	3.00	0	1	0	0	49	.918
Joonas Korpisalo	1	40	4	6.00	0	0	1	0	27	.852	Antti Niemi	1	37	2	3.22	0	0	1	0	18	.889

COLUMBUS VS. DALLAS ALL-TIME

SEASON	W-L-T/O	HOME	AWAY	GF-GA	SF-SA	PP	PK	PIM
2000-01	1-3-0-0	1-1-0-0	0-2-0-0	5-13	88-106	2-of-9	13-of-16	41-29
2001-02	0-4-0-0	0-2-0-0	0-2-0-0	8-16	102-116	2-of-11	11-of-14	49-43
2002-03	1-2-0-1	1-1-0-0	0-1-0-1	8-11	87-144	3-of-16	20-of-20	65-68
2003-04	0-4-0-0	0-2-0-0	0-2-0-0	7-12	86-117	3-of-18	10-of-11	40-62
2005-06	1-3-0	1-1-0	0-2-0	13-18	92-126	4-of-24	20-of-27	54-50
2006-07	3-1-0	1-1-0	2-0-0	7-7	105-101	0-of-13	18-of-22	50-32
2007-08	1-1-2	0-0-2	1-1-0	8-8	121-111	4-of-19	17-of-17	55-58
2008-09	1-1-2	0-1-1	1-0-1	15-18	136-101	3-of-17	14-of-17	95-65
2009-10	3-1-0	2-0-0	1-1-0	9-5	129-103	4-of-16	16-of-16	58-69
2010-11	2-2-0	1-1-0	1-1-0	5-8	127-101	1-of-12	18-of-21	78-50
2011-12	1-3-0	0-2-0	1-1-0	10-12	112-123	4-of-15	11-of-12	33-39
2012-13	2-0-1	1-0-1	1-0-0	9-7	82-96	2-of-12	6-of-8	32-40
2013-14	2-0-0	1-0-0	1-0-0	7-3	45-67	2-of-5	5-of-7	16-12
2014-15	1-1-0	0-1-0	1-0-0	6-6	55-61	2-of-9	6-of-6	24-24
2015-16	1-1-0	1-0-0	0-1-0	7-8	68-77	1-of-4	6-of-6	29-25
TOTAL	20-27-0-6	10-13-0-4	10-14-0-2	124-152	1,435-1,550	37-of-200	191-of-220	719-656

	OVERALL	AT CBJ	AT DAL
Current Streak:	1-0-0 since 12/29/15	1-0-0 since 12/29/15	0-1-0 since 12/15/15
Last 10 Games:	6-3-1	5-4-1	6-4-0
Last Win:	12/29/15, 6-3 at CBJ	12/29/15, 6-3	1/6/15, 4-2
Last Regulation Loss:	12/29/15, 1-5 at DAL	10/14/14, 2-4	12/29/15, 1-5
Most Lopsided Win:	3, 3x (12/29/15 most recent, 6-3 at CBJ)	3, 12/29/15 (6-3)	3, 2x (12/29/11 most recent, 4-1)
Most Lopsided Loss:	4, 3x (12/29/15 most recent, 1-5 at DAL)	4, 1/31/09 (3-7)	4, 2x (12/29/15 most recent, 1-5)
Last Tie:	None	None	None
Last OT Game:	2/26/13, 4-5 OTL at CBJ	2/26/13, 4-5 OTL	12/18/08, 5-6 SOL
OT Record (W-L-T):	5-6-0	3-4-0	2-2-0
Most Goals Scored:	6, 12/29/15 (6-3 at CBJ)	6, 12/29/15 (6-3)	5, 2x (12/18/08 most recent, 5-6 SOL)
Most Goals Allowed:	7, 1/31/09 (3-7 L at CBJ)	7, 1/31/09 (3-7 L)	6, 2x (12/18/08 most recent, 5-6 SOL)
Most Goals, Both Teams:	11, 12/18/08 (5-6 SOL at DAL)	10, 1/31/09 (3-7 L)	11, 12/18/08 (5-6 SOL)
Longest Win Streak:	3, 3x, 4/25/13 - 4/9/14, most recent	3, 1/10/10 - 12/6/10	4, 12/29/11 - 1/6/15
Longest Pts. Streak:	5, 1/28/13 - 4/9/14 (4-0-0-1)	4, 2/16/09 - 12/6/10 (3-0-0-1)	4, 2x, 12/29/11 - 1/6/15, most recent (4-0-0-0)
Longest Pointless Streak:	9, 1/22/03 - 4/11/06	4, 3/11/03 - 12/21/05	5, 1/22/03 - 4/11/06
Longest Winless Streak:	10, 11/17/02 - 4/11/06 (0-9-0-1)	4, 2x, 10/17/07 - 2/16/09, most recent (0-1-0-3)	10, 11/1/00 - 4/11/06 (0-9-0-1)

ALL-TIME RESULTS

2000-01 (1-3-0-0)	2001-02 (0-4-0-0)	2002-03 (1-2-0-1)	2003-04 (0-4-0-0)	2005-06 (1-3-0)	2006-07 (3-1-0)
11/1 at DAL 4, CBJ 0	12/22 DAL 4, at CBJ 2	11/1 at CBJ 4, DAL 2	10/25 DAL 3, at CBJ 2	11/18 at DAL 6, CBJ 3	12/12 CBJ 3, at DAL 1
11/14 at CBJ 3, DAL 2	1/21 DAL 5, at CBJ 3	11/17 at DAL 3, CBJ 2 OT	12/27 DAL 4, at CBJ 3	12/21 DAL 5, at CBJ 3	3/2 CBJ 3, at DAL 2 SO
11/24 at DAL 3, CBJ 0	1/28 at DAL 4, CBJ 2	1/22 at DAL 4, CBJ 2	2/4 at DAL 1, CBJ 0	4/11 at DAL 3, CBJ 2	3/9 DAL 3, at CBJ 0
11/25 DAL 4, at CBJ 2	4/1 at DAL 3, CBJ 1	3/11 DAL 2, at CBJ 0	3/3 at DAL 4, CBJ 2	4/18 at CBJ 5, DAL 4 OT	4/5 at CBJ 2, DAL 1 OT
2007-08 (1-1-2)	2008-09 (1-1-2)	2009-10 (3-1-0)	2010-11 (2-2-0)	2011-12 (1-3-0)	2012-13 (2-0-1)
10/17 DAL 3, at CBJ 2 SO	10/10 CBJ 5, at DAL 4 OT	11/19 CBJ 4, at DAL 1	12/6 at CBJ 3, DAL 2 SO	10/15 at DAL 4, CBJ 2	1/28 at CBJ 2, DAL 1
12/3 DAL 2, at CBJ 1 SO	12/18 at DAL 6, CBJ 5 SO	12/23 at DAL 3, CBJ 1	12/18 DAL 2, at CBJ 1	10/18 DAL 3, at CBJ 2	2/26 DAL 5, at CBJ 4 OT
1/19 at DAL 3, CBJ 1	1/31 DAL 7, at CBJ 3	1/10 at CBJ 2, DAL 0	2/13 CBJ 2, at DAL 1	12/29 CBJ 4, at DAL 1	4/25 CBJ 3, at DAL 1
1/22 CBJ 4, at DAL 2	2/16 DAL 3, at CBJ 2 SO	2/4 at CBJ 2, DAL 1	4/5 at DAL 3, CBJ 0	2/9 DAL 4, at CBJ 2	
2013-14 (2-0-0)	2014-15 (1-1-0)	2015-16 (1-1-0)			
3/4 at CBJ 4, DAL 2	10/14 DAL 4, at CBJ 2	12/15 at DAL 5, CBJ 1			
4/9 CBJ 3, at DAL 1	1/6 CBJ 4, at DAL 2	12/29 at CBJ 6, DAL 3			

SHUTOUTS

CBJ	1	1/10/10, Garon 26 saves (2-0 at CBJ)
DAL	6	11/1/00, Belfour 14 saves (0-4 at DAL); 11/24/00, Belfour 23 saves (0-3 at DAL); 3/11/03, Tugnutt 25 saves (0-2 at CBJ); 2/4/04, Turco 18 saves (0-1 at DAL); 3/9/07, Turco 30 saves (0-3 at CBJ); 4/5/11, Lehtonen 23 saves (0-3 at DAL)

HAT TRICKS

CBJ	0	None
DAL	3	3/3/04, Guerin against Denis (3) (2-4 L at DAL); 12/18/08, Eriksson against Leclaire (3) (5-6 SOL at DAL); 10/14/14, Seguin against Bobrovsky (2) and 1 EN (2-4 L at CBJ)

PENALTY SHOTS

CBJ	0	None
DAL	0	None



DETROIT RED WINGS

Joe Louis Arena / 19 Steve Yzerman Dr. / Detroit, MI 48226
 detroitredwings.com / p: 313.471.7000 / f: 313.567.0296



DYLAN LARKIN

DIRECTORY

First Season: 1926-27
Home Ice: Joe Louis Arena
Capacity: 20,027 (opened in 1979)
Playoff Appearances: 64 (most recent, 2015-16)
Stanley Cup Titles: 11 (most recent, 2008)
Owners: Mike and Marian Ilitch
Executive VP and General Manager: Ken Holland
Head Coach: Jeff Blashill
Assistant Coaches: John Torchetti, Doug Houda,
 Pat Ferschweiler, Chris Chelios
Public Relations Contact: Todd Beam

TV Play-by-Play: Ken Daniels
TV Color Analyst: Mickey Redmond
Radio Play-by-Play: Ken Kal
Radio Color Analyst: Paul Woods

2016-17 SCHEDULE

DATE	HOME/AWAY	START (ET)
Dec. 9, 2016	at DET	7:30 PM
Feb. 7, 2017	at DET	7:30 PM
Feb. 11, 2017	at CBJ	5:00 PM

2015-16 SEASON

Record: 41-30-11, 93 pts.
Home: 22-13-6, 50 pts.
Away: 19-17-5, 43 pts.
Playoffs: Lost 4-1 (TBL) in First Round

LEADERS

Points: Henrik Zetterberg, 50
Goals: Dylan Larkin, 23
Assists: Henrik Zetterberg, 37
+/-: Dylan Larkin, 11
Def. Points: Mike Green, 35
Goaltending: Petr Mrazek, 27-16-6, 2.33 GAA

2015-16 RESULTS (1-1-1)

DATE	RESULT	ATTN	W/L GOALTENDERS	GW GOAL
Feb. 23, 2016	at DET 2, CBJ 1 (SO)	20,027	Petr Mrazek / Curtis McElhinney	Riley Sheahan
Mar. 8, 2016	at CBJ 5, DET 3	14,426	Joonas Korpisalo / Jimmy Howard	Cam Atkinson
Mar. 17, 2016	DET 3, at CBJ 1	14,415	Jimmy Howard / Sergei Bobrovsky	Henrik Zetterberg

GOALS BY PERIOD	1ST	2ND	3RD	OT	TOTAL	SHOTS BY PERIOD	1ST	2ND	3RD	OT	TOTAL
Columbus	1	2	4	0	7	Columbus	26	26	32	5	89
Detroit	1	2	4	0	7	Detroit	17	29	36	3	85

POWER PLAY	GOALS	ATTEMPTS	PCT	PENALTY KILLING	KILLS	ATTEMPTS	PCT
Columbus	3	11	27.2	Columbus	8	9	88.9
Detroit	1	9	11.1	Detroit	8	11	72.7

COLUMBUS	GP	G	A	P	+/-	PIM	PP	SH	GW	EN	S	%	DETROIT	GP	G	A	P	+/-	PIM	PP	SH	GW	EN	S	%
Cam Atkinson	3	2	2	4	1	0	1	0	1	1	14	14.3	Mike Green	3	0	3	3	1	0	0	0	0	0	3	0.0
Boone Jenner	3	2	2	4	0	0	0	0	0	0	11	18.2	Justin Abdelkader	3	1	1	2	0	2	0	0	0	0	4	25.0
Alexander Wennberg	3	1	2	3	-1	0	1	0	0	0	7	14.3	Riley Sheahan	3	1	1	2	2	0	0	1	0	0	9	11.1
Brandon Dubinsky	3	0	3	3	0	2	0	0	0	0	9	0.0	Andreas Athanasiou	3	1	1	2	2	5	0	0	0	0	6	16.7
David Savard	3	1	1	2	1	0	1	0	0	0	4	25.0	Tomas Tatar	3	1	0	1	0	0	1	0	0	0	5	20.0

GOALTENDING

COLUMBUS	GP	MIN	GA	GAA	SO	W	L	OTL	SA	SV%	DETROIT	GP	MIN	GA	GAA	SO	W	L	OTL	SA	SV%		
Curtis McElhinney	1	65	1	0.93	0	0	0	1	28	.964	Petr Mrazek	1	65	1	0.92	0	1	0	0	29	.966		
Joonas Korpisalo	1	60	3	3.00	0	1	0	0	35	.914	Jimmy Howard	2	116	5	2.59	0	1	1	0	59	.915		
Sergei Bobrovsky	1	59	3	3.03	0	0	1	0	22	.864													

COLUMBUS VS. DETROIT ALL-TIME

SEASON	W-L-T-O	HOME	AWAY	GF-GA	SF-SA	PP	PK	PIM
2000-01	1-2-0-2	1-0-0-2	0-2-0-0	8-14	133-177	4-of-21	19-of-22	58-60
2001-02	1-2-0-2	0-0-0-2	1-2-0-0	9-15	135-157	1-of-19	13-of-17	48-67
2002-03	0-4-1-0	0-2-1-0	0-2-0-0	13-19	147-155	1-of-28	17-of-19	75-73
2003-04	2-4-0-0	1-2-0-0	1-2-0-0	13-17	163-193	2-of-25	17-of-19	54-74
2005-06	1-5-2	0-4-0	1-1-2	18-37	203-305	3-of-39	35-of-44	105-80
2006-07	3-5-0	2-2-0	1-3-0	14-28	219-260	6-of-51	36-of-40	86-108
2007-08	3-4-1	2-1-1	1-3-0	20-24	181-250	8-of-41	28-of-40	94-98
2008-09	3-3-0	2-1-0	1-2-0	17-18	138-208	2-of-22	20-of-26	71-65
2009-10	1-4-1	1-1-1	0-3-0	8-18	163-212	1-of-16	19-of-25	88-60
2010-11	2-3-1	1-2-0	1-1-1	13-16	187-197	3-of-28	20-of-22	51-59
2011-12	2-3-1	2-1-0	0-2-1	16-22	172-190	4-of-26	19-of-28	77-76
2012-13	4-0-1	2-0-1	2-0-0	15-9	130-159	5-of-24	24-of-25	83-81
2013-14	2-1-0	2-0-0	0-1-0	9-5	102-105	3-of-10	9-of-10	24-22
2014-15	2-1-0	0-1-0	2-0-0	3-6	83-112	1-of-9	9-of-12	34-29
2015-16	1-1-1	1-1-0	0-0-1	7-7	89-85	3-of-11	8-of-9	27-27
TOTAL	28-42-1-12	17-18-1-7	11-24-0-5	183-255	2,245-2,765	47-of-370	293-358	975-979

OVERALL

Current Streak: 0-1-0 since 3/17/16
Last 10 Games: 6-3-1
Last Win: 3/8/16, 5-3 at CBJ
Last Regulation Loss: 3/17/16, 1-3 at CBJ
Most Lopsided Win: 6, 3/7/09 [8-2 at DET]
Most Lopsided Loss: 8, 11/11/09 [1-9 at CBJ]
Last Tie: 4/4/03, 5-5 at CBJ
Last OT Game: 2/23/16, 1-2 SOL at DET
OT Record (W-L-T): 8-12-1
Most Goals Scored: 8, 3/7/09 [8-2 W at DET]
Most Goals Allowed: 9, 11/11/09 [1-9 L at CBJ]
Most Goals, Both Teams: 11, 3x [1/15/11, most recent, 5-6 OTL at DET]
Longest Win Streak: 4, 2/2/13 - 3/10/13
Longest Pts. Streak: 6, 3/28/12 - 3/10/13 [5-0-0-1]
Longest Pointless Streak: 5, 3/19/08 - 1/6/09
Longest Winless Streak: 8, 3/21/02 - 11/19/03 [0-6-1-1]

AT CBJ

Current Streak: 0-1-0 since 3/17/16
Last 10 Games: 6-3-1
Last Win: 3/8/16, 5-3
Last Regulation Loss: 3/17/16, 1-3
Most Lopsided Win: 3, 4x [3/11/14 most recent, 4-1]
Most Lopsided Loss: 8, 11/11/09 [1-9]
Last Tie: 4/4/03, 5-5
Last OT Game: 1/21/13, 3-4 SOL
OT Record (W-L-T): 4-7-1
Most Goals Scored: 5, 2x [3/8/16, most recent, 5-3 W]
Most Goals Allowed: 9, 11/11/09 [1-9 L]
Most Goals, Both Teams: 11, 12/28/06 [4-7 L]
Longest Win Streak: 4, 2/2/13 - 3/25/14
Longest Pts. Streak: 6, 3/28/12 - 3/25/14 [5-0-0-1]
Longest Pointless Streak: 6, 3/11/04 - 4/8/06
Longest Winless Streak: 6, 3/11/04 - 4/8/06 [0-6-0-0]

AT DET

Current Streak: 2-0-1 since 12/16/14
Last 10 Games: 5-3-2
Last Win: 3/12/15, 3-1
Last Regulation Loss: 10/15/13, 1-2
Most Lopsided Win: 6, 3/7/09 [8-2]
Most Lopsided Loss: 5, 2x [3/26/12 most recent, 2-7]
Last Tie: None
Last OT Game: 2/23/16, 1-2 SOL
OT Record (W-L-T): 4-5-0
Most Goals Scored: 8, 3/7/09 [8-2 W]
Most Goals Allowed: 7, 3/26/12 [2-7 L]
Most Goals, Both Teams: 11, 2x [1/15/11 most recent, 5-6 OTL]
Longest Win Streak: 2, 2x, 12/16/14 - 3/12/15, most recent
Longest Pts. Streak: 3, 12/16/14 - current [2-0-0-1]
Longest Pointless Streak: 4, 4x, 12/26/09 - 11/28/10, most recent
Longest Winless Streak: 5, 12/26/09 - 1/15/11 [0-4-0-1]

ALL-TIME RESULTS

2000-01	[1-2-0-2]	2001-02	[1-2-0-2]	2002-03	[0-4-1-0]	2003-04	[2-4-0-0]	2005-06	[1-5-2]	2006-07	[3-5-0]
10/22	DET 2, at CBJ 1 OT	10/16	at DET 4, CBJ 3	12/14	at DET 6, CBJ 4	10/22	at DET 4, CBJ 1	10/22	DET 6, at CBJ 0	11/4	at DET 4, CBJ 1
10/28	at DET 4, CBJ 1	11/21	DET 1, at CBJ 0 OT	12/23	DET 1, at CBJ 0	11/19	at DET 5, CBJ 1	10/24	DET 6, at CBJ 2	12/18	at CBJ 4, DET 3
1/31	DET 3, at CBJ 2 OT	12/27	at DET 5, CBJ 1	12/26	at DET 4, CBJ 2	11/20	at CBJ 3, DET 0	12/20	at DET 4, CBJ 3 SO	12/20	at DET 5, CBJ 0
2/16	at DET 4, CBJ 2	2/8	CBJ 3, at DET 2	3/3	DET 3, at CBJ 2	3/11	DET 4, at CBJ 2	12/31	at DET 5, CBJ 2	12/28	DET 7, at CBJ 4
4/3	at CBJ 2, DET 1	3/21	DET 3, at CBJ 2 OT	4/4	at CBJ 5, DET 5 OT	3/31	DET 3, at CBJ 2	1/18	DET 4, at CBJ 0	1/19	at CBJ 3, DET 1
						4/3	CBJ 4, at DET 1	3/25	CBJ 5, at DET 4 SO	3/22	CBJ 2, at DET 1 SO
								4/7	at DET 6, CBJ 5 SO	4/1	DET 4, at CBJ 1
								4/8	DET 4, at CBJ 2	4/3	at DET 3, CBJ 0
2007-08	[3-4-1]	2008-09	[3-3-0]	2009-10	[1-4-1]	2010-11	[2-3-1]	2011-12	[2-3-1]	2012-13	[4-0-1]
11/9	at DET 4, CBJ 1	11/28	at DET 5, CBJ 3	11/11	DET 9, at CBJ 1	11/26	DET 2, at CBJ 1	10/21	at DET 5, CBJ 2	1/21	DET 4, at CBJ 3 SO
11/18	DET 5, at CBJ 4 SO	1/6	at DET 3, CBJ 0	12/26	at DET 2, CBJ 1	11/28	at DET 4, CBJ 2	10/25	at CBJ 4, DET 1	2/2	at CBJ 4, DET 2
11/24	at CBJ 3, DET 2 SO	1/27	at CBJ 3, DET 2 OT	12/28	at CBJ 1, DET 0 OT	1/14	at CBJ 3, DET 2 SO	1/21	at DET 3, CBJ 2 SO	2/21	CBJ 3, at DET 2
2/15	CBJ 5, at DET 1	2/13	at CBJ 3, DET 2	4/1	at DET 3, CBJ 2	1/15	at DET 6, CBJ 5 OT	2/28	DET 5, at CBJ 2	3/9	at CBJ 3, DET 0
3/16	at CBJ 4, DET 3	3/7	CBJ 8, at DET 2	4/7	at DET 4, CBJ 3	2/4	CBJ 3, at DET 0	3/26	at DET 7, CBJ 2	3/10	CBJ 3, at DET 2 SO
3/19	at DET 3, CBJ 1	3/15	DET 4, at CBJ 0	4/9	DET 1, at CBJ 0 SO	3/17	DET 2, at CBJ 0	3/28	at CBJ 4, DET 2		
3/22	DET 4, at CBJ 1										
4/3	at DET 3, CBJ 2										
2013-14	[2-1-0]	2014-15	[2-1-0]	2015-16	[1-1-1]						
10/15	at DET 2, CBJ 1	11/18	DET 5, at CBJ 0	2/23	at DET 2, CBJ 1 SO						
3/11	at CBJ 4, DET 1	12/16	CBJ 1, at DET 0 SO	3/8	at CBJ 5, DET 3						
3/25	at CBJ 4, DET 2	3/12	CBJ 3, at DET 1	3/17	DET 3, at CBJ 1						

SHUTOUTS

CBJ	6	11/20/03, Denis 25 saves [3-0 at CBJ]; 12/28/09, Mason 34 saves [1-0 OT at CBJ]; 4/9/10, Mason 45 saves [0-1 SO at CBJ]; 2/4/11, Mason 34 saves [3-0 at DET]; 3/9/13, Bobrovsky 30 saves [3-0 at CBJ]; 12/16/14, Bobrovsky 30 Saves [1-0 SO at DET]
DET	12	11/21/01, Legace 38 saves [0-1 OT at CBJ]; 12/23/02, Joseph 33 saves [0-1 at CBJ]; 10/22/05, Legace 17 saves [0-6 at CBJ]; 1/18/06, Osgood 26 saves [0-4 at CBJ]; 12/20/06, Hasek 27 saves [0-5 at DET]; 4/3/07, Hasek 35 saves [0-3 at DET]; 1/6/09, Conklin 23 saves [0-3 at DET]; 3/15/09, Osgood 23 saves [0-4 at CBJ]; 4/9/10, Howard 22 saves [0-1 SO at CBJ]; 3/17/11, MacDonald 37 saves [0-2 at CBJ]; 11/18/14, Howard 28 Saves [0-5 at CBJ]; 12/16/14, Howard 29 Saves [1-0 SO at DET]

HAT TRICKS

CBJ	3	4/7/06, Nash against Legace (3) [5-6 SOL at DET]; 1/27/09, Nash against Osgood (3) [3-2 OTW at CBJ]; 3/7/09, Nash against Osgood (2) and Conklin (1) [8-2 W at DET]
DET	3	10/22/05, Williams against Denis (3) [0-6 L at CBJ]; 12/28/06, Cleary against Norrena (3) [4-7 L at CBJ]; 3/19/08, Zetterberg against Norrena (3) [1-3 L at DET]

PENALTY SHOTS

CBJ	1	11/26/10, Boll unsuccessful against Howard [1-2 L at CBJ]
DET	1	4/9/10, Bertuzzi unsuccessful against Mason [0-1 SOL at CBJ]




EDMONTON OILERS

@EdmontonOilers

Rogers Place / 102 St NW / Edmonton, AB T5J 448

edmontonoilers.com / p: 780.414.4000 / f: 780.409.5890



CONNOR MCDAVID

DIRECTORY

First Season: 1979-80
Home Ice: Rogers Place
Capacity: 18,641 (opened in 2016)
Playoff Appearances: 20 (most recent, 2005-06)
Stanley Cup Titles: 5 (most recent, 1990)
President & General Manager: Peter Chiarelli
Senior VP of Hockey Operations: Craig MacTavish
Head Coach: Todd McLellan
Assistant Coaches:
 Jay Woodcroft, Jim Johnson, Ian Herbers
Public Relations Contact: J.J. Hebert

TV Play-by-Play: Kevin Quinn
TV Color Analyst: Louie DeBrusk
Radio Play-by-Play: Jack Michaels
Radio Color Analyst: Bob Stauffer

2016-17 SCHEDULE

DATE	HOME/AWAY	START (ET)
Dec. 13, 2016	at EDM	9:00 PM
Jan. 3, 2017	at CBJ	7:00 PM

2015-16 SEASON

Record: 31-43-8, 70 pts.
Home: 19-20-2, 40 pts.
Away: 12-23-6, 30 pts.
Playoffs: Did not qualify

LEADERS

Points: Taylor Hall, 65
Goals: Taylor Hall, 26
Assists: Taylor Hall, 39
+/-: Brandon Davidson, 7
Def. Points: Andrej Sekera, 30
Goaltending: Cam Talbot, 21-27-5, 2.55 GAA

2015-16 RESULTS (1-1-0)

DATE	RESULT	ATTN	W/L GOALTENDERS	GW GOAL
Feb. 2, 2016	at EDM 5, CBJ 1	16,839	Cam Talbot / Joonas Korpisalo	Connor McDavid
Mar. 4, 2016	at CBJ 6, EDM 3	15,010	Joonas Korpisalo / Laurent Brossoit	Boone Jenner

GOALS BY PERIOD	1ST	2ND	3RD	OT	TOTAL	SHOTS BY PERIOD	1ST	2ND	3RD	OT	TOTAL
Columbus	3	3	1	0	7	Columbus	16	24	24	0	64
Edmonton	0	6	2	0	8	Edmonton	31	20	20	0	71

POWER PLAY	GOALS	ATTEMPTS	PCT	PENALTY KILLING	KILLS	ATTEMPTS	PCT
Columbus	1	8	12.5	Columbus	3	6	50.0
Edmonton	3	6	50.0	Edmonton	7	8	87.5

COLUMBUS	GP	G	A	P	+/-	PIM	PP	SH	GW	EN	S	%	EDMONTON	GP	G	A	P	+/-	PIM	PP	SH	GW	EN	S	%
Scott Hartnell	2	1	2	3	1	0	0	0	0	0	2	50.0	Connor McDavid	2	2	3	5	1	0	0	0	1	0	6	33.3
David Savard	1	2	0	2	2	0	0	0	0	0	5	40.0	Andrej Sekera	2	0	4	4	1	0	0	0	0	0	7	0.0
Matt Calvert	2	1	1	2	3	0	0	0	0	0	5	20.0	Leon Draisaitl	2	2	0	2	1	0	0	0	0	0	5	40.0
Boone Jenner	2	1	1	2	0	0	1	0	1	0	8	12.5	Taylor Hall	2	1	1	2	2	2	1	0	0	0	9	11.1
Cam Atkinson	2	1	0	1	0	2	0	0	0	0	8	12.5	Jordan Eberle	2	1	1	2	0	0	1	0	0	0	3	33.3

GOALTENDING

COLUMBUS	GP	MIN	GA	GAA	SO	W	L	OTL	SA	SV%	EDMONTON	GP	MIN	GA	GAA	SO	W	L	OTL	SA	SV%
Joonas Korpisalo	2	120	8	4.00	0	1	1	0	71	.887	Cam Talbot	1	60	1	1.00	0	1	0	0	37	.973
											Laurent Brossoit	1	60	6	6.00	0	0	1	0	27	.778

COLUMBUS VS. EDMONTON ALL-TIME

SEASON	W-L-T/O	HOME	AWAY	GF-GA	SF-SA	PP	PK	PIM
2000-01	1-3-0-0	1-1-0-0	0-2-0-0	11-14	92-114	2-of-13	12-of-18	50-40
2001-02	1-3-0-0	0-2-0-0	1-1-0-0	5-12	98-113	2-of-18	13-of-14	68-97
2002-03	0-3-1-0	0-1-1-0	0-2-0-0	9-18	85-122	1-of-15	7-of-11	36-44
2003-04	0-1-2-1	0-0-2-0	0-1-0-1	12-14	117-132	5-of-20	15-of-16	38-48
2005-06	2-2-0	1-1-0	1-1-0	7-12	104-111	1-of-19	15-of-19	54-54
2006-07	1-3-0	0-2-0	1-1-0	7-13	100-115	3-of-15	15-of-19	91-84
2007-08	1-1-2	1-0-1	0-1-1	9-10	139-94	2-of-18	13-of-15	39-80
2008-09	2-2-0	1-1-0	1-1-0	11-15	132-86	2-of-19	8-of-12	35-49
2009-10	3-1-0	2-0-0	1-1-0	15-13	122-115	4-of-13	15-of-20	61-47
2010-11	2-2-0	2-0-0	0-2-0	11-15	143-127	1-of-18	16-of-19	59-59
2011-12	1-3-0	1-1-0	0-2-0	10-17	118-122	4-of-17	10-of-13	35-43
2012-13	1-2-0	1-1-0	0-1-0	8-12	108-68	1-of-13	9-of-9	48-18
2013-14	1-1-0	1-0-0	0-1-0	4-9	42-59	2-of-6	7-of-11	29-19
2014-15	2-0-0	1-0-0	1-0-0	7-7	51-82	1-of-5	7-of-11	29-17
2015-16	1-1-0	1-0-0	0-1-0	7-8	64-71	1-of-8	3-for-6	22-30
TOTAL	19-28-3-3	13-10-3-1	6-18-0-2	133-189	1515-1531	32-of-217	165-213	694-729

	OVERALL	AT CBJ	AT EDM
Current Streak:	1-0-0 since 3/4/16	4-0-0 since 3/5/13	0-1-0 since 2/2/16
Last 10 Games:	5-5-0	8-2-0	2-8-0
Last Win:	3/4/16, 6-3 at CBJ	3/4/16, 6-3	3/18/15, 4-3 SOW
Last Regulation Loss:	2/2/16, 1-5 at EDM	2/10/13, 1-3	2/2/16, 1-5
Most Lopsided Win:	4, 12/2/06 (4-0 at EDM)	3, 2x (3/4/16, most recent, 6-3)	4, 12/2/06 (4-0)
Most Lopsided Loss:	7, 11/19/13 (0-7 at EDM)	5, 11/18/08 (2-7)	7, 11/19/13 (0-7)
Last Tie:	1/18/04, 4-4 at CBJ	1/18/04, 4-4	None
Last OT Game:	3/18/15, 4-3 SOW at EDM	3/13/15, 5-4 SOW	3/18/15, 4-3 SOW
OT Record (W-L-T):	7-3-3	5-1-3	2-2-0
Most Goals Scored:	6, (3/4/16, 6-3 at CBJ)	6, (3/4/16, 6-3)	5, 1/13/03 (5-8 L)
Most Goals Allowed:	8, 1/13/03 (5-8 L at EDM)	7, 11/18/08 (2-7 L)	8, 1/13/03 (5-8 L)
Most Goals, Both Teams:	13, 1/13/03 (5-8 L at EDM)	9, 5x (3/4/16 most recent, 6-3 W)	13, 1/13/03 (5-8 L)
Longest Win Streak:	4, 11/16/09 - 10/28/10	5, 11/16/09 - 1/17/12	2, 2/2/06 - 12/2/06
Longest Pts. Streak:	4, 2x, 11/16/09 - 10/28/10 (4-0-0-0)	5, 11/16/09 - 1/17/12 (5-0-0-0)	2, 2/2/06 - 12/2/06 (2-0-0-0)
Longest Pointless Streak:	4, 11/9/01 - 1/13/03	3, 10/25/01 - 11/27/02	6, 12/16/10 - 11/19/13
Longest Winless Streak:	12, 11/9/01 - 11/11/05 (0-8-3-1)	7, 10/25/01 - 11/11/05 (0-4-3-0)	6, 2x, 12/16/10 - 11/19/13 (0-6-0-0)

ALL-TIME RESULTS

2000-01 [1-3-0-0]	2001-02 [1-3-0-0]	2002-03 [0-3-1-0]	2003-04 [0-1-2-1]	2005-06 [2-2-0]	2006-07 [1-3-0]
11/5 EDM 4, at CBJ 2	10/25 EDM 5, at CBJ 2	11/27 EDM 3, at CBJ 1	10/30 at EDM 4, CBJ 3 OT	11/1 at EDM 5, CBJ 1	11/10 EDM 4, at CBJ 1
1/3 at CBJ 5, EDM 2	11/2 CBJ 2, at EDM 1	1/13 at EDM 8, CBJ 5	11/25 at CBJ 3, EDM 3 OT	11/11 EDM 3, at CBJ 1	12/2 CBJ 4, at EDM 0
1/7 at EDM 4, CBJ 2	11/9 EDM 3, at CBJ 0	3/1 at CBJ 3, EDM 3 OT	1/18 at CBJ 4, EDM 4 OT	2/2 CBJ 2, at EDM 1 SO	1/31 at EDM 5, CBJ 2
3/26 at EDM 4, CBJ 2	3/26 at EDM 3, CBJ 1	3/28 at EDM 4, CBJ 0	3/16 at EDM 3, CBJ 2	3/11 at CBJ 4, EDM 3 OT	2/22 EDM 4, at CBJ 0
2007-08 [1-1-2]	2008-09 [2-2-0]	2009-10 [3-1-0]	2010-11 [2-2-0]	2011-12 [1-3-0]	2012-13 [1-2-0]
11/26 at EDM 3, CBJ 1	11/5 at CBJ 5, EDM 4	10/22 at EDM 6, CBJ 4	10/28 at CBJ 3, EDM 2 SO	12/2 at EDM 6, CBJ 3	2/10 EDM 3, at CBJ 1
12/31 at CBJ 4, EDM 2	11/18 EDM 7, at CBJ 2	11/16 at CBJ 3, EDM 2 SO	12/16 at EDM 6, CBJ 3	1/17 at CBJ 4, EDM 2	3/5 at CBJ 4, EDM 3 SO
3/2 at EDM 4, CBJ 3 SO	1/20 at EDM 4, CBJ 3	1/7 CBJ 4, at EDM 2	2/5 at CBJ 4, EDM 3	3/14 at EDM 3, CBJ 0	3/28 at EDM 6, CBJ 4
3/7 EDM 2, at CBJ 1 OT	2/26 CBJ 1, at EDM 0	3/15 at CBJ 5, EDM 3	3/3 at EDM 4, CBJ 2	3/25 EDM 6, at CBJ 3	
2013-14 [1-1-0]	2014-15 [2-0-0]	2015-16 [1-1-0]			
11/19 at EDM 7, CBJ 0	3/13 at CBJ 5, EDM 4 SO	2/2 at EDM 5, CBJ 1			
11/29 at CBJ 4, EDM 2	3/18 CBJ 4, at EDM 3 SO	3/4 at CBJ 6, EDM 3			

SHUTOUTS

CBJ 2	12/2/06, Norrena 21 saves (4-0 at EDM); 2/26/09, Mason 19 saves (1-0 at EDM)
EDM 5	11/9/01, Salo 23 saves (0-3 at CBJ); 3/28/03, Markkanen 26 saves (0-4 at EDM); 2/22/07, Roloson 28 saves (0-4 at CBJ); 3/14/12, Dubnyk 22 saves (0-3 at EDM); 11/19/13, Dubnyk 14 saves (0-7 at EDM)

HAT TRICKS

CBJ 2	12/31/07, Nash against Roloson (2) and 1 EN (4-2 W at CBJ); 12/16/10, Huselius against Khabibulin (3) (3-6 L at EDM)
EDM 1	12/2/11, Jones against Sanford (3) (3-6 L at EDM)

PENALTY SHOTS

CBJ 3	11/26/07, Nash unsuccessful against Roloson (1-3 L at EDM); 3/3/11, Umberger unsuccessful against Dubnyk (2-4 L at EDM); 3/25/12, Nash goal against Dubnyk (3-6 L at CBJ)
EDM 0	None




FLORIDA PANTHERS

@FlaPanthers

BB&T Center / 1 Panther Pkwy. / Sunrise, FL 33323

floridapanthers.com / p: 954.835.7000 / f: 954.835.7700



JAROMIR JAGR

DIRECTORY

First Season: 1993-94
 Home Ice: BB&T Center
 Capacity: 17,040 (opened in 1998)
 Playoff Appearances: 5 (most recent, 2015-16)
 Stanley Cup Titles: None
 President, Hockey Operations: Dale Tallon
 General Manager: Tom Rowe
 Head Coach: Gerard Gallant
 Associate Coach: Dave Barr
 Assistant Coaches: Mike Kelly, Scott Allen
 Public Relations Contact: Mike Lewis

TV Play-by-Play: Steve Goldstein
 TV Color Analyst: Denis Potvin
 Radio Play-by-Play: Doug Plagens
 Radio Analyst: Bill Lindsay

2016-17 SCHEDULE

DATE	HOME/AWAY	START (ET)
Nov. 26, 2016	at FLA	7:00 PM
Jan. 14, 2017	at FLA	7:00 PM
Mar. 16, 2017	at CBJ	7:00 PM

2015-16 SEASON

Record: 47-26-9, 103 pts.
 Home: 25-11-5, 55 pts.
 Away: 22-15-4, 48 pts.
 Playoffs: Lost 4-2 (NYI) in First Round

LEADERS

Points: Jaromir Jagr, 66
 Goals: Aleksander Barkov, 28
 Assists: Jussi Jokinen, 42
 +/-: Brian Campbell, 31
 Def. Points: Aaron Ekblad, 36
 Goaltending: Roberto Luongo, 35-19-6, 2.35 GAA

2015-16 RESULTS (1-1-1)

DATE	RESULT	ATTN	W/L GOALTENDERS	GW GOAL
Dec. 4, 2015	FLA 2, at CBJ 1 (SO)	14,062	Al Montoya / Sergei Bobrovsky	Aleksander Barkov
Dec. 27, 2015	at FLA 3, CBJ 2	16,902	Roberto Luongo / Curtis McElhinney	Aleksander Barkov
Feb. 27, 2016	at CBJ 4, FLA 3 (SO)	15,400	Joonas Korpisalo / Roberto Luongo	Brandon Dubinsky

GOALS BY PERIOD						SHOTS BY PERIOD					
	1ST	2ND	3RD	OT	TOTAL		1ST	2ND	3RD	OT	TOTAL
Columbus	0	3	3	0	6	Columbus	10	27	25	3	65
Florida	3	2	2	0	7	Florida	47	29	16	3	95

POWER PLAY				PENALTY KILLING			
	GOALS	ATTEMPTS	PCT		KILLS	ATTEMPTS	PCT
Columbus	2	12	16.7	Columbus	13	14	92.9
Florida	1	14	7.1	Florida	10	12	83.3

COLUMBUS													FLORIDA												
GP	G	A	P	+/-	PIM	PP	SH	GW	EN	S	%	GP	G	A	P	+/-	PIM	PP	SH	GW	EN	S	%		
Brandon Saad	3	2	1	3	-1	0	0	0	0	6	33.3	Aleksander Barkov	3	3	0	3	2	0	0	1	0	8	37.5		
Alexander Wennberg	3	0	3	3	0	0	0	0	0	3	0.0	Vincent Trocheck	3	2	1	3	1	6	0	0	0	9	22.2		
Scott Hartnell	2	1	1	2	2	10	0	0	0	3	33.3	Jonathan Huberdeau	2	0	2	2	0	0	0	0	0	7	0.0		
Seth Jones	1	1	0	1	1	0	1	0	0	1	100.0	Jaromir Jagr	3	0	2	2	2	2	0	0	0	5	0.0		
Cam Atkinson	3	1	0	1	-2	2	1	0	0	8	12.5	Aaron Ekblad	3	1	0	1	1	0	0	0	0	9	11.1		

GOALTENDING

COLUMBUS											FLORIDA											
GP	MIN	GA	GAA	SO	W	L	OTL	SA	SV%	GP	MIN	GA	GAA	SO	W	L	OTL	SA	SV%			
Sergei Bobrovsky	1	65	1	0.92	0	0	0	1	32	.969	Al Montoya	1	65	1	0.92	0	1	0	0	23	.957	
Joonas Korpisalo	1	65	3	2.77	0	1	0	0	31	.903	Roberto Luongo	2	124	5	2.41	0	1	0	1	42	.881	
Curtis McElhinney	1	59	3	3.07	0	0	1	0	32	.906												

COLUMBUS VS. FLORIDA ALL-TIME

SEASON	W-L-T/O	HOME	AWAY	GF-GA	SF-SA	PP	PK	PIM
2000-01	1-1-0-0	0-1-0-0	1-0-0-0	7-9	64-50	1-of-13	8-of-8	32-42
2001-02	0-1-0-0	0-0-0-0	0-1-0-0	0-2	23-29	0-of-4	2-of-2	9-13
2002-03	1-0-0-0	1-0-0-0	0-0-0-0	4-1	22-27	2-of-4	6-of-6	19-26
2003-04	0-1-0-0	0-0-0-0	0-1-0-0	0-1	42-34	0-of-4	3-of-3	11-13
2005-06	1-0-0	0-0-0	1-0-0	5-4	23-52	1-of-8	6-of-7	14-16
2006-07	DID NOT PLAY							
2007-08	0-1-0	0-1-0	0-0-0	2-5	36-29	1-of-6	3-of-6	17-17
2008-09	1-0-0	0-0-0	1-0-0	3-1	37-23	0-of-1	3-of-3	6-2
2009-10	1-0-0	1-0-0	0-0-0	3-0	32-32	0-of-2	3-of-3	6-14
2010-11	2-0-0	1-0-0	1-0-0	5-4	70-62	1-of-6	6-of-7	19-17
2011-12	1-0-0	1-0-0	0-0-0	4-1	29-31	1-of-5	3-of-3	8-12
2012-13	DID NOT PLAY							
2013-14	3-0-0	2-0-0	1-0-0	13-6	105-91	5-of-10	11-of-11	29-40
2014-15	2-1-0	1-0-0	1-1-0	7-7	76-111	0-of-5	9-of-11	31-29
2015-16	1-1-1	1-0-1	0-1-0	6-7	65-95	2-of-12	13-of-14	36-28
TOTAL	14-6-0-1	8-2-0-1	6-4-0-0	59-48	624-666	14-of-80	76-of-84	237-269

	OVERALL	AT CBJ	AT FLA
Current Streak:	1-0-0 since 2/27/16	7-0-1 since 12/9/09	0-2-0 since 1/29/15
Last 10 Games:	7-2-1	8-1-1	6-4-0
Last Win:	2/27/16, 4-3 SOW at CBJ	2/27/16, 4-3 SOW	12/4/14, 4-3 SOW at FLA
Last Regulation Loss:	12/27/15, 2-3 at FLA	11/21/07, 2-5	12/27/15, 2-3
Most Lopsided Win:	3, 5x (3/1/14 most recent, 6-3 at CBJ)	3, 5x (3/1/14 - most recent, 6-3)	2, 3/21/09 (3-1)
Most Lopsided Loss:	3, 2x (11/21/07 most recent, 2-5 at CBJ)	3, 2x (11/21/07 most recent, 2-5)	2, 12/5/01 (0-2)
Last Tie:	None	None	None
Last OT Game:	2/27/16, 4-3 SOW at CBJ	2/27/16, 4-3 SOW	12/4/14, 4-3 SOW
OT Record (W-L-T):	6-1-0	2-1-0	4-0-0
Most Goals Scored:	7, 3/9/01 (7-6 OTW at FLA)	6, 3/1/14 (6-3 W)	7, 3/9/01 (7-6 OTW)
Most Goals Allowed:	6, 3/9/01 (7-6 OTW at FLA)	5, 11/21/07 (2-5 L)	6, 3/9/01 (7-6 OTW)
Most Goals, Both Teams:	13, 3/9/01 (7-6 OTW at FLA)	9, 3/1/14 (6-3 W)	13, 3/9/01 (7-6 OTW)
Longest Win Streak:	10, 3/21/09 - 12/4/14	6, 12/9/09 - 12/1/14	5, 1/14/06 - 12/4/14
Longest Pts. Streak:	10, 3/21/09 - 12/4/14 (10-0-0-0)	8, 12/9/09 - current (7-0-0-1)	5, 1/14/06 - 12/4/14 (5-0-0-0)
Longest Losing Streak:	1, 6x, 12/27/15, most recent	1, 2x, 11/21/07, most recent	2, 2x, 1/29/15 - current, most recent
Longest Winless Streak:	3, 1/29/15 - 12/27/15 (0-2-0-1)	1, 2x, 11/21/07, most recent (0-1-0-0)	2, 2x, 1/29/15 - current, most recent (0-2-0-0)

ALL-TIME RESULTS

2000-01 (1-1-0-0)	2001-02 (0-1-0-0)	2002-03 (1-0-0-0)	2003-04 (0-1-0-0)	2005-06 (1-0-0)	2006-07 (0-0-0)
11/17 FLA 3, at CBJ 0	12/5 at FLA 2, CBJ 0	10/19 at CBJ 4, FLA 1	1/3 at FLA 1, CBJ 0	1/14 CBJ 5, at FLA 4 OT	DID NOT PLAY
3/9 CBJ 7, at FLA 6 OT					
2007-08 (0-1-0)	2008-09 (1-0-0)	2009-10 (1-0-0)	2010-11 (2-0-0)	2011-12 (1-0-0)	2012-13 (0-0-0)
11/21 FLA 5, at CBJ 2	3/21 CBJ 3, at FLA 1	12/9 at CBJ 3, FLA 0	1/19 CBJ 3, at FLA 2 OT	3/30 at CBJ 4, FLA 1	DID NOT PLAY
			3/29 at CBJ 3, FLA 2 SO		
2013-14 (3-0-0)	2014-15 (2-1-0)	2015-16 (1-1-1)			
2/1 at CBJ 4, FLA 1	12/1 at CBJ 2, FLA 1	12/4 FLA 2, at CBJ 1 SO			
3/1 at CBJ 6, FLA 3	12/4 CBJ 4, at FLA 3 SO	12/27 at FLA 3, CBJ 2			
4/12 CBJ 3, at FLA 2	1/29 at FLA 3, CBJ 2	2/27 at CBJ 4, FLA 3 SO			

SHUTOUTS

CBJ	1	12/9/09, Mason 32 saves (3-0 at CBJ)
FLA	3	11/17/00, Kidd 30 saves (0-3 at CBJ); 12/5/01, Luongo 23 saves (0-2 at FLA); 1/3/04, Luongo 42 saves (0-1 at FLA)

HAT TRICKS

CBJ	1	3/9/01, Quint against Kidd (3) (7-6 OTW at FLA)
FLA	0	None

PENALTY SHOTS


CBJ	0	None
FLA	0	None



LOS ANGELES KINGS

@LAKings

STAPLES Center / 1111 S. Figueroa St. / Los Angeles, CA 90015
lakings.com / p: 310.535.4500 / f: 310.535.4507



DREW DOUGHTY

DIRECTORY

First Season: 1967-68
Home Ice: STAPLES Center
Capacity: 18,230 (opened in 1999)
Playoff Appearances: 29 (most recent, 2015-16)
Stanley Cup Titles: 2, 2012 & 2014
President and General Manager: Dean Lombardi
Head Coach: Darryl Sutter
Associate Coach: John Stevens
Assistant Coaches: Davis Payne
Public Relations Contact: Jeff Moeller

TV Play-by-Play: Bob Miller
TV Color Analyst: Jim Fox
Radio Play-by-Play: Nick Nickson
Radio Color Analyst: Daryl Evans

2016-17 SCHEDULE

DATE	HOME/AWAY	START (ET)
Oct. 25, 2016	at LAK	10:30 PM
Dec. 20, 2016	at CBJ	7:00 PM

2015-16 SEASON

Record: 48-28-6, 102 pts.
Home: 26-12-3, 55 pts.
Away: 22-16-3, 47 pts.
Playoffs: Lost 4-1 (SJS) in First Round

LEADERS

Points: Anze Kopitar, 74
Goals: Tyler Toffoli, 31
Assists: Anze Kopitar, 49
+/-: Tyler Toffoli, 35
Def. Points: Drew Doughty, 51
Goaltending: Jonathan Quick, 40-23-5, 2.22 GAA

2015-16 RESULTS (1-0-1)

DATE	RESULT	ATTN	W/L GOALTENDERS	GW GOAL
Nov. 5, 2015	CBJ 3, at LAK 2	18,230	Sergei Bobrovsky / Jonathan Quick	Gregory Campbell
Dec. 8, 2015	LAK 3, at CBJ 2 (OT)	15,633	Jonathan Quick / Curtis McElhinney	Alec Martinez

GOALS BY PERIOD	COLUMBUS					LOS ANGELES				
	1ST	2ND	3RD	OT	TOTAL	1ST	2ND	3RD	OT	TOTAL
Columbus	2	2	1	0	5	13	6	27	2	48
Los Angeles	1	1	2	1	5	23	23	26	2	74

POWER PLAY	COLUMBUS			LOS ANGELES		
	GOALS	ATTEMPTS	PCT	KILLS	ATTEMPTS	PCT
Columbus	2	6	33.3	6	7	85.7
Los Angeles	1	7	14.3	4	6	66.7

COLUMBUS													LOS ANGELES												
GP	G	A	P	+/-	PIM	PP	SH	GW	EN	S	%	GP	G	A	P	+/-	PIM	PP	SH	GW	EN	S	%		
Brandon Dubinsky	2	1	1	2	-1	0	0	0	0	3	33.3	Alec Martinez	2	2	1	3	2	0	1	0	1	0	11	18.2	
Nick Foligno	2	0	2	2	1	5	0	0	0	8	0.0	Jeff Carter	2	2	0	2	1	0	0	0	0	0	9	22.2	
Gregory Campbell	2	1	0	1	1	9	0	0	1	0	100.0	Dustin Brown	2	0	2	2	1	0	0	0	0	0	8	0.0	
Matt Calvert	2	1	0	1	1	2	0	0	0	2	50.0	Christian Ehrhoff	2	1	0	1	0	2	0	0	0	0	7	14.3	
Cam Atkinson	2	1	0	1	0	0	1	0	0	3	33.3	Jamie McBain	2	0	1	1	0	0	0	0	0	0	1	0.0	

GOALTENDING

COLUMBUS											LOS ANGELES										
GP	MIN	GA	GAA	SO	W	L	OTL	SA	SV%	GP	MIN	GA	GAA	SO	W	L	OTL	SA	SV%		
Sergei Bobrovsky	2	114	3	1.58	0	1	0	0	67	.955	Jonathan Quick	2	122	5	2.46	0	1	1	0	48	.896
Curtis McElhinney	1	10	2	11.84	0	0	0	1	7	.714											

COLUMBUS VS. LOS ANGELES ALL-TIME

SEASON	W-L-T/O	HOME	AWAY	GF-GA	SF-SA	PP	PK	PIM
2000-01	1-3-0-0	1-1-0-0	0-2-0-0	6-14	103-148	2-of-18	15-of-18	52-52
2001-02	1-3-0-0	0-2-0-0	1-1-0-0	6-15	85-119	0-of-16	10-of-18	69-78
2002-03	4-0-0-0	2-0-0-0	2-0-0-0	14-5	110-123	5-of-25	20-of-21	58-76
2003-04	2-1-1-0	2-0-0-0	0-1-1-0	11-10	119-130	3-of-19	7-of-10	32-52
2005-06	1-3-0	1-1-0	0-2-0	12-18	111-121	2-of-22	22-of-27	75-78
2006-07	2-2-0	2-0-0	0-2-0	8-10	104-119	1-of-20	29-of-33	107-61
2007-08	3-0-1	1-0-1	2-0-0	12-7	132-135	2-of-14	18-of-21	42-28
2008-09	2-2-0	1-1-0	1-1-0	7-10	97-110	2-of-13	11-of-12	34-36
2009-10	1-3-0	1-1-0	0-2-0	7-17	92-106	3-of-17	12-of-18	71-38
2010-11	1-2-1	0-1-1	1-1-0	14-16	118-123	0-of-12	11-of-15	42-40
2011-12	2-2-0	1-1-0	1-1-0	7-6	101-135	0-of-17	12-of-14	39-45
2012-13	0-3-0	0-1-0	0-2-0	4-8	54-76	0-of-9	7-of-10	57-46
2013-14	1-0-1	1-0-0	0-0-1	6-5	59-49	2-of-8	9-of-9	18-18
2014-15	0-2-0	0-1-0	0-1-0	5-9	50-71	1-of-4	4-of-5	20-28
2015-6	1-0-1	0-0-1	1-0-0	5-5	48-74	2-of-6	6-of-7	30-28
TOTAL	22-26-1-4	13-10-0-3	9-16-1-1	124-155	1,343-1,639	25-of-220	193-of-238	746-704

	OVERALL	AT CBJ	AT LAK
Current Streak:	1-0-1 since 11/5/15	0-1-1 since 2/9/15	1-0-0 since 11/5/15
Last 10 Games:	3-5-2	3-5-2	3-6-1
Last Win:	11/5/15, 3-2 at LAK	1/21/14, 5-3	11/5/15, 3-2
Last Regulation Loss:	2/9/15, 3-4 at CBJ	2/9/15, 3-4	10/26/14, 2-5
Most Lopsided Win:	4, 10/27/02 (5-1 at CBJ)	4, 10/27/02 (5-1)	3, 10/31/07 (4-1)
Most Lopsided Loss:	6, 4x (3/8/10 most recent, 0-6 at LAK)	6, 3x (11/13/05 most recent, 2-8)	6, 3/8/10 (0-6)
Last Tie:	1/10/04, 2-2 at LAK	None	1/10/04, 2-2
Last OT Game:	12/8/15, 2-3 OTL at CBJ	12/8/15, 2-3 OTL	2/6/14, 1-2 OTL
OT Record (W-L-T):	4-4-1	3-3-0	1-1-1
Most Goals Scored:	7, 2/8/06 (7-4 W at CBJ)	7, 2/8/06 (7-4 W)	5, 11/17/10 (5-3 W)
Most Goals Allowed:	8, 11/13/05 (2-8 L at CBJ)	8, 11/13/05 (2-8 L)	6, 3x (1/8/11 most recent, 4-6 L)
Most Goals, Both Teams:	11, 2/8/06 (7-4 W at CBJ)	11, 2/8/06 (7-4 W)	10, 1/8/11 (4-6 L)
Longest Win Streak:	5, 3/2/02 - 3/25/03	4, 2x, 2/8/06 - 12/21/07, most recent	3, 3/2/02 - 3/25/03
Longest Pts. Streak:	8, 3/2/02 - 2/11/04 (7-0-1-0)	5, 2/8/06 - 2/10/08 (4-0-0-1)	4, 3/2/02 - 1/10/04 (3-0-1-0)
Longest Pointless Streak:	5, 2/24/01 - 2/26/02	2, 2x, 3/11/11 - 12/15/11, most recent	5, 2/21/04 - 3/17/07
Longest Winless Streak:	5, 2/24/01 - 2/26/02 (0-5-0-0)	4, 1/28/10 - 12/15/11 (0-3-0-1)	6, 1/10/04 - 3/17/07 (0-5-1-0)

ALL-TIME RESULTS

2000-01	(1-3-0-0)	2001-02	(1-3-0-0)	2002-03	(4-0-0-0)	2003-04	(2-1-1-0)	2005-06	(1-3-0)	2006-07	(2-2-0)
10/9	LAK 7, at CBJ 1	10/23	LAK 7, at CBJ 1	10/27	at CBJ 5, LAK 1	1/10	CBJ 2, at LAK 2 OT	10/16	at LAK 3, CBJ 1	10/27	at CBJ 2, LAK 0
10/31	at CBJ 4, LAK 1	12/15	at LAK 3, CBJ 2	12/7	CBJ 4, at LAK 2	1/16	at CBJ 3, LAK 2 OT	11/13	LAK 8, at CBJ 2	1/3	at LAK 3, CBJ 0
2/24	at LAK 3, CBJ 1	2/26	LAK 5, at CBJ 1	2/27	at CBJ 3, LAK 1	2/11	at CBJ 3, LAK 2 OT	2/8	at CBJ 7, LAK 4	3/7	at CBJ 3, LAK 2 OT
3/29	at LAK 3, CBJ 0	3/2	CBJ 2, at LAK 0	3/25	CBJ 2, at LAK 1 OT	2/21	at LAK 4, CBJ 3	3/4	at LAK 3, CBJ 2	3/17	at LAK 5, CBJ 3
2007-08	(3-0-1)	2008-09	(2-2-0)	2009-10	(1-3-0)	2010-11	(1-2-1)	2011-12	(2-2-0)	2012-13	(0-3-0)
10/31	CBJ 4, at LAK 1	12/6	at LAK 3, CBJ 0	10/17	at CBJ 4, LAK 1	11/17	CBJ 5, at LAK 3	12/15	LAK 2, at CBJ 1	2/5	LAK 4, at CBJ 2
12/21	at CBJ 2, LAK 1	12/23	LAK 3, at CBJ 0	10/25	at LAK 6, CBJ 2	1/8	at LAK 6, CBJ 4	1/7	CBJ 1, at LAK 0	2/15	at LAK 2, CBJ 1
1/3	CBJ 4, at LAK 3	12/29	CBJ 2, at LAK 0	1/28	LAK 4, at CBJ 1	2/16	LAK 4, at CBJ 3 SO	2/1	at LAK 3, CBJ 2	4/18	at LAK 2, CBJ 1
2/10	LAK 3, at CBJ 2 SO	3/3	at CBJ 5, LAK 4	3/8	at LAK 6, CBJ 0	3/11	LAK 4, at CBJ 2	3/8	at CBJ 3, LAK 1		
2013-14	(1-0-1)	2014-15	(0-2-0)	2015-16	(1-0-1)						
1/21	at CBJ 5, LAK 3	10/26	at LAK 5, CBJ 2	11/5	CBJ 3, at LAK 2						
2/6	at LAK 2, CBJ 1 OT	2/9	LAK 4, at CBJ 3	12/8	LAK 3, at CBJ 2 OT						

SHUTOUTS

CBJ	4	3/2/02, Tugnutt 30 saves (2-0 at LAK); 10/27/06, Leclaire 38 saves (2-0 at CBJ); 12/29/08, Mason 24 saves (2-0 at LAK); 1/7/12, Sanford 31 saves (1-0 at LAK)
LA	5	3/29/01, Potvin 27 saves (0-3 at LAK); 1/3/07, Garon 26 saves (0-3 at LAK); 12/6/08, LaBarbera 23 saves (0-3 at LAK); 12/23/08, Quick 24 saves (0-3 at CBJ); 3/8/10, Quick 11 saves (0-6 at LAK)

HAT TRICKS

CBJ	2	10/27/02, Wright against Storr (3) (5-1 W at CBJ); 2/27/03, Whitney against Storr (2) and 1 EN (3-1 W at CBJ)
LA	3	11/13/05, Conroy against Denis (2) and Prusek (1) (2-8 L at CBJ); 11/13/05, Frolov against Prusek (2) and Denis (1) (2-8 L at CBJ); 3/11/11, Kopitar against Mason (2-4 L at CBJ)

PENALTY SHOTS


CBJ	2	3/25/03, Nedorost unsuccessful against Huet (2-1 OTW at LAK); 10/25/09, Nash unsuccessful against Quick (2-6 L at LAK)
LA	1	12/6/08, O'Sullivan unsuccessful against Mason (0-3 L at CBJ)



MINNESOTA WILD

@mnwild

Xcel Energy Center / 199 W. Kellogg Blvd. / St. Paul, MN 55102
 minnesotawild.com / p: 651.602.6000 / f: 651.222.1055



RYAN SUTER

DIRECTORY

First Season: 2000-01
Home Ice: Xcel Energy Center
Capacity: 17,954 (opened in 2000)
Playoff Appearances: 7 (most recent, 2015-16)
Stanley Cup Titles: None
General Manager: Chuck Fletcher
Head Coach: Bruce Boudreau
Assistant Coaches:
 Scott Stevens, John Anderson, Darby Hendrickson
Public Relations Contact: Aaron Sickman

TV Play-by-Play: Anthony LaPanta
TV Color Analyst: Mike Greenlay
Radio Play-by-Play: Bob Kurtz
Radio Color Analyst: Tom Reid

2016-17 SCHEDULE

DATE	HOME/AWAY	START (ET)
Dec. 31, 2016	at MIN	6:00 PM
Mar. 2, 2017	at CBJ	7:00 PM

2015-16 SEASON

Record: 38-33-11, 87 pts.
Home: 21-16-4, 46 pts.
Away: 17-17-7, 41 pts.
Playoffs: Lost 4-2 (DAL) in First Round

LEADERS

Points: Mikko Koivu, 56
Goals: Zach Parise, 25
Assists: Ryan Suter, 43
+/-: Eric Haula, 21
Def. Points: Ryan Suter, 51
Goaltending: Devan Dubnyk, 32-26-6, 2.33 GAA

2015-16 RESULTS (0-2-0)

DATE	RESULT	ATTN	W/L GOALTENDERS	GW GOAL
Oct. 22, 2015	at MIN 3, CBJ 2	18,650	Devan Dubnyk / Sergei Bobrovsky	Thomas Vanek
Jan. 5, 2016	MIN 4, at CBJ 2	12,411	Devan Dubnyk / Anton Forsberg	Zach Parise

GOALS BY PERIOD	1ST					2ND					3RD					OT					TOTAL				
	1ST	2ND	3RD	OT	TOTAL	1ST	2ND	3RD	OT	TOTAL	1ST	2ND	3RD	OT	TOTAL	1ST	2ND	3RD	OT	TOTAL					
Columbus	2	1	1	0	4	22	20	18	0	60	2	3	2	0	7	16	26	14	0	56					
Minnesota	2	3	2	0	7	16	26	14	0	56	2	3	2	0	7	16	26	14	0	56					

POWER PLAY	GOALS			ATTEMPTS			PCT			PENALTY KILLING	KILLS			ATTEMPTS			PCT		
	GOALS	ATTEMPTS	PCT	KILLS	ATTEMPTS	PCT													
Columbus	1	3	33.3	3	4	75.0													
Minnesota	1	4	25.0	2	3	66.7													

COLUMBUS	GP	G	A	P	+/-	PIM	PP	SH	GW	EN	S	%	MINNESOTA	GP	G	A	P	+/-	PIM	PP	SH	GW	EN	S	%	
Cam Atkinson	2	1	1	2	-1	0	0	0	0	0	7	14.3	Zach Parise	2	4	0	4	5	0	0	0	1	1	6	66.7	
Alexander Wennberg	2	1	1	2	-2	0	0	0	0	0	5	20.0	Mikael Granlund	2	1	2	3	4	0	0	0	0	1	3	33.3	
Cody Goloubef	2	0	2	2	0	4	0	0	0	0	6	0.0	Ryan Suter	2	0	3	3	5	0	0	0	0	0	4	0.0	
Scott Hartnell	2	0	2	2	1	0	0	0	0	0	2	0.0	Jared Spurgeon	2	0	2	2	5	0	0	0	0	0	0	3	0.0
Brandon Dubinsky	2	1	0	1	-2	0	1	0	0	0	3	33.3	Nino Niederreiter	2	1	0	1	0	0	0	0	0	0	0	6	16.7

GOALTENDING

COLUMBUS	GP	MIN	GA	GAA	SO	W	L	OTL	SA	SV%	MINNESOTA	GP	MIN	GA	GAA	SO	W	L	OTL	SA	SV%	
Anton Forsberg	1	59	2	2.05	0	0	1	0	31	.935	Devan Dubnyk	2	119	4	2.01	0	2	0	0	60	.933	
Sergei Bobrovsky	1	59	3	3.07	0	0	1	0	23	.870												

COLUMBUS VS. MINNESOTA ALL-TIME

SEASON	W-L-T/O	HOME	AWAY	GF-GA	SF-SA	PP	PK	PIM
2000-01	1-1-0-1	1-0-0-0	0-1-0-1	7-6	75-96	2-of-15	10-of-11	32-40
2001-02	1-2-1-0	0-1-1-0	1-1-0-0	7-12	92-111	5-of-21	20-of-25	69-75
2002-03	3-1-0-0	2-0-0-0	1-1-0-0	13-5	102-93	5-of-18	19-of-20	75-77
2003-04	2-2-0-0	2-0-0-0	0-2-0-0	8-9	102-117	3-of-12	20-of-20	86-61
2005-06	3-1-0	2-0-0	1-1-0	8-9	125-114	2-of-27	17-of-21	47-55
2006-07	2-1-1	2-0-0	0-1-1	11-14	108-113	4-of-19	24-of-31	76-50
2007-08	1-3-0	0-2-0	1-1-0	8-9	116-109	3-of-11	20-of-20	77-53
2008-09	1-2-1	1-1-0	0-1-1	10-12	112-104	0-of-8	13-of-16	35-21
2009-10	2-2-0	2-0-0	0-2-0	9-9	117-104	0-of-11	12-of-13	38-34
2010-11	3-1-0	1-1-0	2-0-0	13-12	117-123	0-of-8	14-of-17	82-55
2011-12	2-2-0	1-1-0	1-1-0	10-10	132-114	3-of-20	9-of-12	56-72
2012-13	1-2-0	0-1-0	1-1-0	4-8	65-91	1-of-10	6-of-9	57-46
2013-14	2-0-0	1-0-0	1-0-0	5-1	70-53	1-of-3	5-of-5	12-10
2014-15	2-0-0	1-0-0	1-0-0	6-2	49-55	2-of-4	6-of-8	16-8
2015-16	0-2-0	0-1-0	0-1-0	4-7	60-56	1-of-3	3-of-4	10-6
TOTAL	26-22-1-3	16-8-1-0	10-14-0-3	123-125	1,442-1,453	32-of-190	198-of-232	768-663

	OVERALL	AT CBJ	AT MIN
Current Streak:	0-2-0 since 10/22/15	0-1-0 since 1/5/16	0-1-0 since 10/22/15
Last 10 Games:	6-4-0	6-4-0	6-4-0
Last Win:	1/19/15, 3-1 at MIN	12/31/14, 3-1	1/19/15, 3-1
Last Regulation Loss:	1/5/16, 2-4 at CBJ	1/5/16, 2-4	10/22/15, 2-3
Most Lopsided Win:	5, 3/15/03 (5-0 at CBJ)	5, 3/15/03 (5-0)	4, 11/23/07 (4-0)
Most Lopsided Loss:	5, 2x (10/14/06 most recent, 0-5 at MIN)	3, 3x (4/7/13 most recent, 0-3)	5, 2x (10/14/06 most recent, 0-5)
Last Tie:	2/12/02, 3-3 at CBJ	2/12/02, 3-3	None
Last OT Game:	3/15/14, 2-1 SOW at MIN	12/27/10, 4-3 SOW	3/15/14, 2-1 SOW
OT Record (W-L-T):	7-3-1	3-0-1	4-3-0
Most Goals Scored:	5, 3x (3/19/11 most recent, 5-4 OTW at MIN)	5, 2x (11/25/06 most recent, 5-3 W)	5, 3/19/11 (5-4 OTW)
Most Goals Allowed:	6, 4/11/09 (3-6 L at CBJ)	6, 4/11/09 (3-6 L)	5, 3x (10/14/06, most recent, 0-5 L)
Most Goals, Both Teams:	9, 2x (3/19/11 most recent, 5-4 OTW at MIN)	9, 4/11/09 (3-6 L)	9, 3/19/11 (5-4 OTW)
Longest Win Streak:	5, 4/13/13 - 1/19/15	8, 3/15/03 - 1/27/07	3, 4/13/13 - 1/19/15
Longest Pts. Streak:	5, 4/13/13 - 1/19/15 (5-0-0-0)	9, 2/12/02 - 1/27/07 (8-0-1-0)	3, 4/13/13 - 1/19/15 (3-0-0-0)
Longest Pointless Streak:	3, 12/8/07 - 10/25/08	2, 12/8/07 - 2/2/08	4, 4/6/03 - 10/29/05
Longest Winless Streak:	5, 1/17/01 - 3/10/02 (0-3-1-1)	2, 2x, 12/8/07 - 2/2/08, most recent (0-2-0-0)	4, 2x, 10/25/08 - 1/23/10, most recent (0-3-0-1)

ALL-TIME RESULTS

2000-01 (1-1-0-1)	2001-02 (1-2-1-0)	2002-03 (3-1-0-0)	2003-04 (2-2-0-0)	2005-06 (3-1-0)	2006-07 (2-1-1)
1/15 at CBJ 3, MIN 0	1/18 MIN 3, at CBJ 1	1/8 CBJ 2, at MIN 1	12/20 at MIN 5, CBJ 2	10/28 at CBJ 2, MIN 1 SO	10/14 at MIN 5, CBJ 0
1/17 at MIN 3, CBJ 2 OT	2/12 at CBJ 3, MIN 3 OT	3/15 at CBJ 5, MIN 0	1/31 at CBJ 2, MIN 1 OT	10/29 at MIN 3, CBJ 1	11/25 at CBJ 5, MIN 3
4/6 at MIN 3, CBJ 2	3/10 at MIN 5, CBJ 0	4/2 at CBJ 3, MIN 0	3/14 at MIN 3, CBJ 2	11/30 CBJ 3, at MIN 2 SO	12/29 at MIN 4, CBJ 3 OT
	3/20 CBJ 3, at MIN 1	4/6 at MIN 4, CBJ 3	3/24 at CBJ 2, MIN 0	1/27 at CBJ 4, MIN 3	1/27 at CBJ 3, MIN 2
2007-08 (1-3-0)	2008-09 (1-2-1)	2009-10 (2-2-0)	2010-11 (3-1-0)	2011-12 (2-2-0)	2012-13 (1-2-0)
10/6 at MIN 3, CBJ 2	10/25 at MIN 2, CBJ 1	10/3 at CBJ 2, MIN 1	10/16 CBJ 3, at MIN 2	10/8 at MIN 4, CBJ 2	1/29 at MIN 3, CBJ 2
11/23 CBJ 4, at MIN 0	11/15 at MIN 3, CBJ 2 SO	12/15 at MIN 2, CBJ 1	11/6 MIN 3, at CBJ 2	11/15 MIN 4, at CBJ 2	4/7 MIN 3, at CBJ 0
12/8 MIN 2, at CBJ 1	1/10 at CBJ 4, MIN 2	1/23 at MIN 4, CBJ 2	12/27 at CBJ 4, MIN 3 SO	2/7 at CBJ 3, MIN 1	4/13 CBJ 3, at MIN 2 SO
2/2 MIN 4, at CBJ 1	4/11 MIN 6, at CBJ 3	3/19 at CBJ 4, MIN 2	3/19 CBJ 5, at MIN 4 OT	2/11 CBJ 3, at MIN 1	
2013-14 (2-0-0)	2014-15 (2-0-0)	2015-16 (0-2-0)			
12/6 at CBJ 4, MIN 0	12/31 at CBJ 3, MIN 1	10/22 At MIN 3, CBJ 2			
3/15 CBJ 2, at MIN 1 SO	1/19 CBJ 3, at MIN 1	1/5 MIN 4, at CBJ 2			

SHUTOUTS

CBJ 6	1/15/01, Tugnutt 31 saves (3-0 at CBJ); 3/15/03, Denis 24 saves (5-0 at CBJ); 4/2/03, Denis 27 saves (3-0 at CBJ); 3/24/04, Denis 20 saves (2-0 at CBJ); 11/23/07, LeClaire 32 saves (4-0 at MIN); 12/6/13, McElhinney 20 saves (4-0 at CBJ)
MIN 3	3/10/02, Roloson 14 saves (0-5 at MIN); 10/14/06, Fernandez 24 saves (0-5 at MIN); 4/7/13, Backstrom 24 saves (3-0 at CBJ)

HAT TRICKS

CBJ 1	1/10/09, Filatov against Harding (3) (4-2 W at CBJ)
MIN 2	3/10/02, Gaborik against Tugnutt (3) (0-5 L at MIN); 1/5/16, Parise against Forsberg (2) and EN (2-4 L at CBJ)

PENALTY SHOTS

CBJ 0	None
MIN 2	1/29/13, Bouchard unsuccessful against Mason (2-3 at MIN); 1/29/15, Parise unsuccessful against Bobrovsky (3-1 W at MIN)



MONTREAL CANADIENS

@CanadiensMTL

Bell Centre / 1909 Avenue des Canadiens-de-Montreal / Montreal, QC H4B 5G0
 montrealcanadiens.com / p: 514.932.2582 / f: 514.932.8285



CAREY PRICE

DIRECTORY

First Season: 1909-10
Home Ice: Bell Centre
Capacity: 21,273 (opened in 1996)
Playoff Appearances: 82 (most recent, 2014-15)
Stanley Cup Titles: 24 (most recent, 1993)
EVP and General Manager: Marc Bergevin
Head Coach: Michel Therrien
Associate Coaches: Kirk Muller
Assistant Coaches: Dan Lacroix,
 Clement Jodoin, Jean-Jacques Daigneault
Public Relations Contact: Donald Beauchamp

Sportsnet Play-by-Play: John Bartlett
Sportsnet Color Analyst: Jason York
TSN 690 Play-by-Play: Dan Robertson
TSN 690 Color Analyst: Sergio Momesso
RDS Play-by-Play: Pierre Houde
RDS Color Analyst: Marc Denis
98.5 FM Cogeco Play-by-Play: Martin McGuire
98.5 FM Cogeco Color Analyst: Danny Dubé

2016-17 SCHEDULE

DATE	HOME/AWAY	START (ET)
Nov. 4, 2016	at CBJ	7:00 PM
Dec. 23, 2016	at CBJ	7:00 PM
Feb. 28, 2017	at MTL	7:30 PM

2015-16 SEASON

Record: 38-38-6, 82 pts.
Home: 22-16-3, 47 pts.
Away: 16-22-3, 35pts.
Playoffs: Did not qualify

LEADERS

Points: Max Pacioretty, 64
Goals: Max Pacioretty & Alex Galchenyuk, 30
Assists: P.K. Subban, 45
+/-: Brendan Gallagher, 13
Def. Points: P.K. Subban, 51
Goaltending: Mike Condon, 21-25-6, 2.71 GAA

2015-16 RESULTS (2-1-0)

DATE	RESULT	ATTN	W/L GOALTENDERS	GW GOAL
Dec. 1, 2015	at MTL 2, CBJ 1	21,288	Mike Condon / Sergei Bobrovsky	Max Pacioretty
Jan. 25, 2016	at CBJ 5, MTL 2	11,927	Joonas Korpisalo / Mike Condon	Brandon Saad
Jan. 26, 2016	CBJ 5, at MTL 2	21,288	Joonas Korpisalo / Ben Scrivens	Brandon Dubinsky

GOALS BY PERIOD	1ST	2ND	3RD	OT	TOTAL	SHOTS BY PERIOD	1ST	2ND	3RD	OT	TOTAL
Columbus	4	2	5	0	11	Columbus	30	25	19	0	74
Montreal	2	2	2	0	6	Montreal	31	31	28	0	90

POWER PLAY	GOALS	ATTEMPTS	PCT	PENALTY KILLING	KILLS	ATTEMPTS	PCT
Columbus	2	6	33.3	Columbus	10	13	76.9
Montreal	3	13	23.1	Montreal	4	6	66.7

COLUMBUS	GP	G	A	P	+/-	PIM	PP	SH	GW	EN	S	%	MONTREAL	GP	G	A	P	+/-	PIM	PP	SH	GW	EN	S	%
Cam Atkinson	3	4	1	5	3	0	0	0	0	0	10	40.0	P.K. Subban	3	1	4	5	-2	2	0	0	0	0	5	20.0
Brandon Dubinsky	3	1	4	5	3	0	0	0	1	0	6	16.7	Brendan Gallagher	2	1	1	2	-1	0	1	0	0	0	6	16.7
Boone Jenner	3	1	3	4	4	0	1	0	0	0	13	7.7	Nathan Beaulieu	3	0	2	2	0	5	0	0	0	0	4	0.0
Brandon Saad	3	3	0	3	2	0	0	0	1	2	7	42.9	Devante Smith-Pelly	3	1	0	1	0	0	0	0	0	0	6	16.7
Scott Hartnell	3	1	1	2	2	4	1	0	0	0	4	25.0	Alex Galchenyuk	3	1	0	1	-2	2	1	0	0	0	10	10.0

GOALTENDING

COLUMBUS	GP	MIN	GA	GAA	SO	W	L	OTL	SA	SV%	MONTREAL	GP	MIN	GA	GAA	SO	W	L	OTL	SA	SV%
Joonas Korpisalo	2	120	4	2.00	0	2	0	0	64	.938	Mike Condon	2	120	5	2.51	0	1	1	0	47	.894
Sergei Bobrovsky	1	59	2	2.02	0	0	1	0	26	.923	Ben Scrivens	1	59	4	4.04	0	0	1	0	25	.840

COLUMBUS VS. MONTREAL ALL-TIME

SEASON	W-L-T/O	HOME	AWAY	GF-GA	SF-SA	PP	PK	PIM
2000-01	1-0-0-0	0-0-0-0	1-0-0-0	2-0	16-27	0-of-4	6-of-6	17-15
2001-02	0-2-0-0	0-1-0-0	0-1-0-0	2-7	49-42	0-of-10	4-of-5	10-20
2002-03	1-0-0-0	0-0-0-0	1-0-0-0	2-1	26-39	2-of-4	5-of-5	16-14
2003-04	0-0-1-0	0-0-0-0	0-0-1-0	1-1	36-31	1-of-3	5-of-5	15-11
2005-06	DID NOT PLAY							
2006-07	0-1-0	0-1-0	0-0-0	2-3	33-28	0-of-4	5-of-7	14-8
2007-08	1-0-0	0-0-0	1-0-0	3-0	22-31	0-of-3	6-of-6	21-15
2008-09	1-0-0	1-0-0	0-0-0	3-3	28-37	0-of-8	5-of-7	14-16
2009-10	0-1-0	0-0-0	0-1-0	3-5	36-29	2-of-4	3-of-3	6-8
2010-11	1-0-0	1-0-0	0-0-0	3-0	24-29	1-of-3	3-of-3	6-6
2011-12	1-0-0	0-0-0	1-0-0	2-2	28-20	0-of-4	3-of-3	6-8
2012-13	DID NOT PLAY							
2013-14	1-1-1	0-0-1	1-1-0	8-9	98-103	2-of-17	8-of-11	34-46
2014-15	0-3-0	0-2-0	0-1-0	5-11	75-82	1-of-7	8-of-12	36-28
2015-16	2-1-0	1-0-0	1-1-0	11-6	74-90	2-of-6	10-of-13	29-30
TOTAL	9-9-1-1	3-4-0-1	6-5-1-0	47-48	545-588	11-of-77	71-of-86	224-225

	OVERALL	AT CBJ	AT MTL
Current Streak:	2-0-0 since 1/25/16	1-0-0 since 1/25/16	1-0-0 since 1/26/16
Last 10 Games:	4-5-1	3-4-1	5-4-1
Last Win:	1/26/16, 5-2 at MTL	1/25/16, 5-2	1/26/16, 5-2
Last Regulation Loss:	12/1/15, 1-2 at MTL	2/26/15, 2-5	12/1/15, 1-2
Most Lopsided Win:	3, 4x (1/26/16, most recent, 5-2 at MTL)	3, 2x, 1/25/16, most recent, 5-2	3, 2x, (1/26/16, most recent, 5-2)
Most Lopsided Loss:	3, 2x (2/26/15 most recent, 2-5 at CBJ)	3, 2/26/15 (2-5)	3, 4/6/02 (1-4)
Last Tie:	11/11/03, 1-1 at MTL	None	11/11/03, 1-1
Last OT Game:	11/15/13, 2-3 SOL at CBJ	11/15/13, 2-3 SOL	12/6/11, 3-2 SOW
OT Record (W-L-T):	3-1-1	1-1-0	2-0-1
Most Goals Scored:	5, 2x 1/26/16, most recent, 5-2 at MTL	5, 1/25/16, most recent, 5-2	5, (1/26/16, most recent, 5-2)
Most Goals Allowed:	5, 3x, 2/26/15 most recent, 2-5 L at CBJ	5, 2/26/15 (2-5 L)	5, 2x, 10/17/13 most recent, 3-5 L
Most Goals, Both Teams:	8, 2x (10/17/13 most recent, 3-5 L at MTL)	7, 3x (1/25/16 most recent, 5-2 W)	8, 2x (10/17/13 most recent, 3-5 L)
Longest Win Streak:	2, 3x, 1/25/16 - current, most recent	2, 11/7/08 - 11/2/10	1, 6x, 1/26/16, most recent
Longest Pts. Streak:	2, 5x, 1/25/16 - current, (2-0-0-0)	3, 11/7/08 - 11/15/13 (2-0-0-1)	3, 2/13/03 - 2/23/08 (2-0-1-0)
Longest Losing Streak:	4, 1/14/15 - 12/1/15	2, 2x, 1/14/15 - 2/26/15	2, 2/21/15 - 12/1/15
Longest Winless Streak:	4, 1/14/15 - 12/1/15 (0-4-0-0)	3, 11/15/13 - 2/26/15 (0-2-0-1)	2, 2/21/15 - 12/1/15 (0-2-0-0)

ALL-TIME RESULTS

2000-01 12/18	(1-0-0-0) CBJ 2, at MTL 0	2001-02 10/12	(0-2-0-0) MTL 3, at CBJ 1 4/6 at MTL 4, CBJ 1	2002-03 2/13	(1-0-0-0) CBJ 2, at MTL 1 OT	2003-04 11/11	(0-0-1-0) CBJ 1, at MTL 1 OT	2005-06 DID NOT PLAY	(0-0-0)	2006-07 2/18	(0-1-0) MTL 3, at CBJ 2
2007-08 2/23	(1-0-0) CBJ 3, at MTL 0	2008-09 11/7	(1-0-0) at CBJ 4, MTL 3 SO	2009-10 11/24	(0-1-0) at MTL 5, CBJ 3	2010-11 11/2	(1-0-0) at CBJ 3, MTL 0	2011-12 12/6	(1-0-0) CBJ 3, at MTL 2 SO	2012-13 DID NOT PLAY	(0-0-0)
2013-14 10/17	(1-1-1) at MTL 5, CBJ 3	2014-15 1/14	(0-3-0) MTL 3, at CBJ 2	2015-16 12/1	(2-1-0) at MTL 2, CBJ 1						
11/15	MTL 3, at CBJ 2 SO	2/21	at MTL 3, CBJ 1	1/25	at CBJ 5, MTL 2						
3/20	CBJ 3, at MTL 2	2/26	MTL 5, at CBJ 2	1/26	CBJ 5, at MTL 2						

SHUTOUTS

CBJ	3	12/18/00, Tugnutt 27 saves (2-0 at MTL); 2/23/08, Leclaire 31 saves (3-0 at MTL); 11/2/10, Garon 29 saves (3-0 at CBJ)
MTL	0	None

HAT TRICKS

CBJ	1	1/25/16, Cam Atkinson against Condon (3) [5-2 W at CBJ]
MTL	0	None

PENALTY SHOTS


CBJ	0	None
MTL	1	3/20/14, Eller unsuccessful against Bobrovsky (3-2 W at MTL)



NASHVILLE PREDATORS

@PredsNHL

Bridgestone Arena / 501 Broadway / Nashville, TN 37203
 nashvillepredators.com / p: 615.770.2100 / f: 615.770.2309



FILIP FORSBERG

DIRECTORY

First Season: 1998-99
Home Ice: Bridgestone Arena
Capacity: 17,113 (opened in 1996)
Playoff Appearances: 9 (most recent, 2015-16)
Stanley Cup Titles: None
Pres. of Hockey Operations and GM: David Poile
Head Coach: Peter Laviolette
Assistant Coaches: Phil Housley, Kevin McCarthy
Public Relations Contact: Kevin Wilson

TV Play-by-Play: Willy Daunic
TV Color Analyst: Stu Grimson
Radio Play-by-Play: Pete Weber
Radio Color Analysts: Brent Peterson/Chris Mason

2016-17 SCHEDULE

DATE	HOME/AWAY	START (ET)
Jan. 26, 2017	at NSH	8:00 PM
Feb. 19, 2017	at CBJ	6:00 PM

2015-16 SEASON

Record: 41-27-14, 96 pts.
Home: 23-11-7, 53 pts.
Away: 18-16-7, 43 pts.
Playoffs: Lost 4-3 (SJS) in Second Round

LEADERS

Points: Filip Forsberg, 64
Goals: Filip Forsberg, 33
Assists: Roman Josi, 47
+/-: James Neal, 27
Def. Points: Roman Josi, 61
Goaltending: Pekka Rinne, 34-21-10, 2.48 GAA

2015-16 RESULTS (1-1-0)

DATE	RESULT	ATTN	W/L GOALTENDERS	GW GOAL
Nov. 20, 2015	at CBJ 4, NSH 0	13,584	Sergei Bobrovsky / Pekka Rinne	Gregory Campbell
Mar. 26, 2016	at NSH 5, CBJ 1	17,113	Pekka Rinne / Joonas Korpisalo	Mattias Ekholm

GOALS BY PERIOD	1ST					2ND					3RD					OT					TOTAL				
	1ST	2ND	3RD	OT	TOTAL	1ST	2ND	3RD	OT	TOTAL	1ST	2ND	3RD	OT	TOTAL	1ST	2ND	3RD	OT	TOTAL					
Columbus	3	1	1	0	5	15	10	12	0	37	2	2	1	0	5	37	28	22	0	87					
Nashville	2	2	1	0	5	37	28	22	0	87	2	2	1	0	5	37	28	22	0	87					

POWER PLAY	GOALS			ATTEMPTS			PCT			PENALTY KILLING	KILLS			ATTEMPTS			PCT		
	GOALS	ATTEMPTS	PCT	KILLS	ATTEMPTS	PCT													
Columbus	0	2	0.0	5	6	83.3													
Nashville	1	6	16.7	2	2	100.0													

COLUMBUS													NASHVILLE												
GP	G	A	P	+/-	PIM	PP	SH	GW	EN	S	%	GP	G	A	P	+/-	PIM	PP	SH	GW	EN	S	%		
Boone Jenner	2	2	1	3	1	4	0	0	0	6	33.3	Roman Josi	2	0	3	3	1	0	0	0	0	8	0.0		
Ryan Johansen	1	1	1	2	2	2	0	0	0	2	50.0	Shea Weber	2	1	1	2	0	0	1	0	0	5	20.0		
Brandon Saad	2	0	2	2	2	0	0	0	0	5	0.0	James Neal	2	1	1	2	0	2	0	0	0	9	11.1		
Gregory Campbell	2	1	0	1	1	0	0	1	0	1	100.0	Mike Ribeiro	2	0	2	2	1	0	0	0	0	1	0.0		
Scott Hartnell	2	1	0	1	1	0	0	0	1	5	20.0	Mattias Ekholm	2	1	0	1	0	0	0	1	0	6	16.7		

GOALTENDING

COLUMBUS											NASHVILLE										
GP	MIN	GA	GAA	SO	W	L	OTL	SA	SV%	GP	MIN	GA	GAA	SO	W	L	OTL	SA	SV%		
Sergei Bobrovsky	1	60	0	0.00	1	1	0	0	39	1.000	Pekka Rinne	2	117	4	2.05	0	1	1	0	36	.889
Joonas Korpisalo	1	60	5	5.00	0	0	1	0	48	.896											

COLUMBUS VS. NASHVILLE ALL-TIME

SEASON	W-L-T/O	HOME	AWAY	GF-GA	SF-SA	PP	PK	PIM
2000-01	3-2-0-0	1-1-0-0	2-1-0-0	15-10	136-149	2-of-20	21-of-26	71-63
2001-02	2-2-0-1	2-0-0-1	0-2-0-0	9-10	126-133	2-of-24	21-of-22	103-90
2002-03	1-3-1-0	1-1-0-0	0-2-1-0	6-15	102-168	2-of-17	17-of-23	72-62
2003-04	2-4-0-0	1-2-0-0	1-2-0-0	17-21	181-192	6-of-27	29-of-33	159-141
2005-06	3-5-0	2-2-0	1-3-0	23-34	242-267	7-of-45	52-of-68	148-108
2006-07	0-7-1	0-3-1	0-4-0	12-27	245-203	3-of-38	33-of-40	116-124
2007-08	1-6-1	1-3-0	0-3-1	11-24	280-231	4-of-30	33-of-39	142-120
2008-09	3-2-1	3-0-0	0-2-1	17-19	179-164	3-of-20	22-of-23	72-68
2009-10	1-1-4	1-1-1	0-0-3	13-16	173-210	5-of-21	22-of-24	46-40
2010-11	2-3-1	2-0-1	0-3-0	13-14	183-155	4-of-23	17-of-19	56-62
2011-12	1-4-1	0-2-1	1-2-0	15-23	182-175	6-of-22	8-of-17	63-70
2012-13	4-1-0	2-0-0	2-1-0	14-12	167-152	5-of-12	3-of-6	33-60
2013-14	1-1-0	0-1-0	1-0-0	1-4	55-57	0-of-7	3-of-4	13-19
2014-15	0-2-0	0-1-0	0-1-0	2-7	53-77	2-of-6	8-of-8	16-12
2015-16	1-1-0	1-0-0	0-1-0	5-5	37-87	0-of-2	5-of-6	14-6
TOTAL	25-44-1-10	17-17-0-5	8-27-1-5	173-241	2,341-2,420	51-of-314	294-358	1,124-1,045

OVERALL

Current Streak:	0-1-0 since 3/26/16
Last 10 Games:	5-5-0
Last Win:	11/20/15, 4-0 at CBJ
Last Regulation Loss:	3/26/16, 1-5 at NSH
Most Lopsided Win:	4, 3x (11/20/15, most recent 4-0 at CBJ)
Most Lopsided Loss:	5, 2x (1/21/06 most recent, 2-7 at NSH)
Last Tie:	11/16/02, 1-1 at NSH
Last OT Game:	1/19/13, 3-2 SOW at NSH
OT Record (W-L-T):	6-10-1
Most Goals Scored:	5, 4x (12/22/11 most recent, 5-6 L at NSH)
Most Goals Allowed:	7, 2x (1/21/06 most recent, 2-7 L at NSH)
Most Goals, Both Teams:	11, 12/22/11 (5-6 L at NSH)
Longest Win Streak:	3, 2/16/04 - 10/26/05
Longest Pts. Streak:	5, 12/31/09 - 12/1/10 (2-0-0-3)
Longest Pointless Streak:	6, 2x, 11/15/06 - 1/18/07, most recent
Longest Winless Streak:	12, 11/15/06 - 12/27/07 (0-10-0-2)

AT CBJ

0-1-0 since 11/20/15
4-4-2
11/20/15, 4-0
12/22/14, 1-5
4, 2x, (11/20/15, most recent 4-0)
4, 3x (12/22/14 most recent, 1-5)
None
12/8/11, 3-4 OTL
3-5-0
5, 10/17/08 (5-3 W)
6, 1/29/04 (4-6 L)
10, 1/29/04 (4-6 L)
3, 10/17/08 - 3/31/09
5, 12/31/09 - 2/22/11 (3-0-0-2)
3, 11/15/06 - 1/13/07
6, 11/15/06 - 12/23/07 (0-5-0-1)

AT NSH

0-2-0 since 11/29/14
4-6-0
3/8/14, 1-0
3/26/16, 1-5
4, 11/16/00 (5-1)
5, 2x (1/21/06 most recent, 2-7)
11/16/02, 1-1 at NSH
1/19/13, 3-2 SOW
3-5-1
5, 3x (12/22/11 most recent, 5-6 L)
7, 2x (1/21/06 most recent, 2-7 L)
11, 12/22/11 (5-6 L)
2, 4/4/13 - 3/8/14
4, 4/4/09 - 3/20/10 (0-0-0-4)
5, 12/27/07 - 3/05/09
17, 11/18/06 - 4/8/11 (0-12-0-5)

ALL-TIME RESULTS

2000-01 (3-2-0-0)	2001-02 (2-2-0-1)	2002-03 (1-3-1-0)	2003-04 (2-4-0-0)	2005-06 (3-5-0)	2006-07 (0-7-1)
11/16 CBJ 5, at NSH 1	11/17 at NSH 3, CBJ 2	11/16 CBJ 1, at NSH 1 OT	10/18 at NSH 3, CBJ 2	10/26 at CBJ 3, NSH 2 OT	11/15 NSH 5, at CBJ 4
2/8 at NSH 3, CBJ 1	1/6 at CBJ 4, NSH 3	1/6 NSH 5, at CBJ 1	11/26 at NSH 4, CBJ 2	11/23 NSH 4, at CBJ 2	11/18 at NSH 4, CBJ 2
2/10 at CBJ 3, NSH 2	1/19 at NSH 2, CBJ 1	1/30 at CBJ 2, NSH 1	12/4 NSH 4, at CBJ 2	12/17 at NSH 7, CBJ 3	11/20 NSH 3, at CBJ 1
3/1 CBJ 5, at NSH 2	2/9 NSH 1, at CBJ 0 OT	2/8 at NSH 3, CBJ 2	1/29 NSH 6, at CBJ 4	12/23 NSH 5, at CBJ 4	1/12 at NSH 2, CBJ 0
3/19 NSH 2, at CBJ 1	4/4 at CBJ 2, NSH 1	2/25 at NSH 5, CBJ 0	2/16 at CBJ 4, NSH 2	1/21 at NSH 7, CBJ 2	1/13 NSH 4, at CBJ 1
			3/27 CBJ 3, at NSH 2 OT	1/28 at CBJ 4, NSH 3	1/18 at NSH 4, CBJ 0
				2/11 at NSH 5, CBJ 2	2/25 NSH 4, at CBJ 3 SO
				4/3 CBJ 3, at NSH 1	3/10 at NSH 2, CBJ 1
2007-08 (1-6-1)	2008-09 (3-2-1)	2009-10 (1-1-4)	2010-11 (2-3-1)	2011-12 (1-4-1)	2012-13 (4-1-0)
11/10 at NSH 4, CBJ 3 SO	10/17 at CBJ 5, NSH 3	11/21 at NSH 4, CBJ 3 SO	11/22 at CBJ 2, NSH 0	10/7 NSH 3, at CBJ 2	1/19 CBJ 3, at NSH 2 SO
11/12 NSH 4, at CBJ 1	10/18 at NSH 6, CBJ 3	12/10 at NSH 4, CBJ 3 SO	12/1 NSH 4, at CBJ 3 SO	11/19 CBJ 4, at NSH 3 OT	3/19 at CBJ 4, NSH 3
12/23 NSH 3, at CBJ 1	12/11 at CBJ 2, NSH 1 SO	12/14 NSH 5, at CBJ 3	1/2 at NSH 4, CBJ 1	12/8 NSH 4, at CBJ 3 OT	3/23 at NSH 5, CBJ 2
12/27 at NSH 4, CBJ 3	3/05 at NSH 4, CBJ 2	12/31 NSH 2, at CBJ 1 OT	2/22 at CBJ 4, NSH 0	12/22 at NSH 6, CBJ 5	4/4 CBJ 3, at NSH 1
1/12 at CBJ 2, NSH 1 SO	3/31 at CBJ 2, NSH 1	1/26 at CBJ 3, NSH 2	2/27 at NSH 3, CBJ 2	1/19 NSH 3, at CBJ 0	4/27 at CBJ 3, NSH 1
1/31 at NSH 4, CBJ 2	4/4 at NSH 5, CBJ 4 SO	3/20 at NSH 1, CBJ 0 OT	4/8 at NSH 4, CBJ 1	1/23 at NSH 4, CBJ 1	
3/25 at NSH 3, CBJ 0					
3/28 NSH 2, at CBJ 0					
2013-14 (1-1-0)	2014-15 (0-2-0)	2015-16 (1-1-0)			
11/27 NSH 4, at CBJ 0	11/29 at NSH 2, CBJ 1	11/20 at CBJ 4, NSH 0			
3/8 CBJ 1, at NSH 0	12/22 NSH 5, at CBJ 1	3/26 at NSH 5, CBJ 1			

SHUTOUTS

CBJ 4	11/22/10, Mason 27 saves (2-0 at CBJ); 2/22/11, Mason 20 saves (4-0 at CBJ); 3/8/14, Bobrovsky 28 saves (1-0 at NSH); 11/20/15, Bobrovsky 39 saves (4-0 at CBJ)
NSH 9	2/9/02, Vokoun 25 saves (0-1 OT at CBJ); 2/25/03, Vokoun 19 saves (0-5 at NSH); 1/12/07, Vokoun 22 saves (0-2 at NSH); 1/18/07, Mason 33 saves (0-4 at NSH); 3/25/08, Ellis 36 saves (0-3 at NSH); 3/28/08, Ellis 43 saves (0-2 at CBJ); 3/20/10, Rinne 33 saves (0-1 OT at NSH); 1/19/12, Rinne 38 saves (0-3 at CBJ); 11/27/13, Mazanec 19 saves (0-4 at CBJ)

HAT TRICKS

CBJ 2	2/10/01, Sanderson against Dunham (3) (3-2 W at CBJ); 12/22/11, Carter against Rinne (3) (5-6 L at NSH)
NSH 1	12/14/09, Sullivan against Mason (3) (3-5 L at CBJ)

PENALTY SHOTS

CBJ 3	3/19/01, Vyborny goal against Vokoun (1-2 L at CBJ); 12/17/05, Vyborny goal against Vokoun (3-7 L at NSH); 1/21/06, Letowski unsuccessful against Vokoun (2-7 L at NSH)
NSH 1	12/23/05, Sullivan unsuccessful against Denis (4-5 L at CBJ)



NEW JERSEY DEVILS

@NHLDevils

Prudential Center / 25 Lafayette St. / Newark, NJ 07102
 newjerseydevils.com / p: 973.757.6100 / f: 973.757.6399



CORY SCHNEIDER

DIRECTORY

First Season: 1974-75
 (Relocated from Denver in 1982)
Home Ice: Prudential Center
Capacity: 17,625 (opened in 2007)
Playoff Appearances: 22 (most recent, 2011-12)
Stanley Cup Titles: 3 (most recent, 2003)
EVP & General Manager: Ray Shero
Head Coach: John Hynes
Assistant Coaches:
 Geoff Ward, Alain Nasreddine,, Ryan Clowe
Public Relations Contact: Peter Albietz

TV Play-by-Play: Steve Cangialosi
TV Color Analyst: Ken Daneyko
Radio Play-by-Play: Matt Loughlin
Radio Color Analyst: Sherry Ross

2016-17 SCHEDULE

DATE	HOME/AWAY	START (ET)
Feb. 4, 2017	at CBJ	7:00 PM
Mar. 5, 2017	at NJD	5:00 PM
Mar. 7, 2017	at CBJ	7:00 PM
Mar. 19, 2017	at NJD	1:00 PM

2015-16 SEASON

Record: 38-36-8, 84 pts.
Home: 19-17-5, 43 pts.
Away: 19-19-3, 41 pts.
Playoffs: Did not qualify

LEADERS

Points: Kyle Palmieri, 57
Goals: Kyle Palmieri & Adam Henrique, 30
Assists: Travis Zajac, 28
+/-: Michael Cammalleri, 15
Def. Points: Damon Severson, 21
Goaltending: Cory Schneider, 27-25-6, 2.15 GAA

2015-16 RESULTS (4-1-0)

DATE	RESULT	ATTN	W/L GOALTENDERS	GW GOAL
Oct. 27, 2015	CBJ 3, at NJD 1	12,847	Sergei Bobrovsky / Cory Schneider	Cam Atkinson
Nov. 25, 2015	CBJ 2, at NJD 1	13,567	Sergei Bobrovsky / Cory Schneider	Matt Calvert
Feb. 25, 2016	at CBJ 6, NJD 1	12,590	Joonas Korpisalo / Cory Schneider	Nick Foligno
Mar. 19, 2016	at CBJ 6, NJD 3	14,447	Sergei Bobrovsky / Yann Danis	Oliver Bjorkstrand
Mar. 20, 2016	at NJD 2, CBJ 1	15,146	Scott Wedgewood / Joonas Korpisalo	Devante Smith-Pelly

GOALS BY PERIOD	1ST	2ND	3RD	OT	TOTAL	SHOTS BY PERIOD	1ST	2ND	3RD	OT	TOTAL
Columbus	6	5	7	0	18	Columbus	51	39	35	0	125
New Jersey	1	4	3	0	8	New Jersey	35	52	43	0	130

POWER PLAY	GOALS	ATTEMPTS	PCT	PENALTY KILLING	KILLS	ATTEMPTS	PCT
Columbus	2	14	14.2	Columbus	17	20	85.0
New Jersey	3	20	15.0	New Jersey	12	14	85.7

COLUMBUS	GP	G	A	P	+/-	PIM	PP	SH	GW	EN	S	%	NEW JERSEY	GP	G	A	P	+/-	PIM	PP	SH	GW	EN	S	%
Matt Calvert	5	1	5	6	8	0	0	0	1	0	6	16.7	Kyle Palmieri	5	3	2	5	0	0	2	0	0	0	9	33.3
Nick Foligno	5	3	2	5	2	4	0	0	1	0	6	50.0	Travis Zajac	5	0	4	4	0	0	0	0	0	0	12	0.0
William Karlsson	5	2	3	5	3	0	0	0	0	0	8	25.0	Reid Boucher	3	2	1	3	2	0	0	0	0	0	10	20.0
Cam Atkinson	5	2	1	3	4	0	1	0	1	0	14	14.3	Adam Henrique	5	2	0	2	-2	0	1	0	0	0	10	20.0
Boone Jenner	5	2	1	3	1	0	0	0	0	0	12	16.7	Damon Severson	5	0	2	2	-4	4	0	0	0	0	6	0.0

GOALTENDING

COLUMBUS	GP	MIN	GA	GAA	SO	W	L	OTL	SA	SV%	NEW JERSEY	GP	MIN	GA	GAA	SO	W	L	OTL	SA	SV%
Joonas Korpisalo	2	118	3	1.52	0	1	1	0	48	.938	Scott Wedgewood	1	60	1	1.00	0	1	0	0	28	.964
Sergei Bobrovsky	3	180	5	1.67	0	3	0	0	82	.939	Cory Schneider	3	136	8	3.54	0	0	3	0	50	.840
											Yann Danis	1	37	3	4.90	0	0	1	0	15	.800
											Keith Kinkaid	2	63	6	5.73	0	0	0	0	32	.812

COLUMBUS VS. NEW JERSEY ALL-TIME

SEASON	W-L-T/O	HOME	AWAY	GF-GA	SF-SA	PP	PK	PIM
2000-01	0-1-1-0	0-1-0-0	0-0-1-0	5-8	39-75	0-of-8	5-of-9	25-33
2001-02	1-0-0-0	1-0-0-0	0-0-0-0	3-1	23-30	0-of-0	1-of-1	9-7
2002-03	1-1-0-0	1-0-0-0	0-1-0-0	6-5	49-65	3-of-11	12-of-12	34-32
2003-04	0-1-0-0	0-1-0-0	0-0-0-0	3-4	31-39	1-of-5	2-of-3	11-15
2005-06	1-0-0	1-0-0	0-0-0	3-2	39-30	1-of-5	7-of-7	21-17
2006-07	0-1-0	0-0-0	0-1-0	0-1	22-21	0-of-4	5-of-5	27-15
2007-08	DID NOT PLAY							
2008-09	0-1-0	0-1-0	0-0-0	1-2	27-28	0-of-3	0-of-1	2-of-6
2009-10	0-1-0	0-0-0	0-1-0	3-6	22-30	0-of-3	3-of-6	19-23
2010-11	0-1-0	0-1-0	0-0-0	0-3	13-31	0-of-1	4-of-4	8-0
2011-12	0-0-1	0-0-0	0-0-1	1-1	36-24	0-of-6	3-of-3	6-12
2012-13	DID NOT PLAY							
2013-14	3-1-0	2-0-0	1-1-0	12-11	96-111	1-of-12	9-of-12	32-30
2014-15	2-2-0	1-1-0	1-1-0	8-9	122-97	2-of-13	13-of-17	48-38
2015-16	4-1-0	2-0-0	2-1-0	18-8	125-130	2-of-14	17-of-20	49-33
TOTAL	12-11-1-1	8-5-0-0	4-6-1-1	63-61	644-711	10-of-85	81-of-100	291-261

	OVERALL	AT CBJ	AT NJD
Current Streak:	0-1-0, since 3/20/16	3-0-0 since 3/31/15	0-1-0 since 3/20/16
Last 10 Games:	6-4-0	6-4-0	4-5-1
Last Win:	3/19/16, 6-3 at CBJ	3/19/16, 6-3	11/25/15, 2-1
Last Regulation Loss:	3/20/16, 1-2 at NJD	2/28/15, 0-2	3/20/16, 1-2
Most Lopsided Win:	5, 2/25/16, 6-1 at CBJ	5, 2/25/16, 6-1	2, 10/27/15, 3-1
Most Lopsided Loss:	3, 4x (2/27/14 most recent, 2-5 at NJD)	3, 2x (3/20/11 most recent, 0-3)	3, 2x (2/27/14 most recent, 2-5)
Last Tie:	12/27/00, 2-2 at NJD	None	12/27/00, 2-2
Last OT Game:	3/31/15, 3-2 OTW at CBJ	3/31/15, 3-2 OTW	12/27/13, 2-1 SOW
OT Record (W-L-T):	3-1-1	2-0-0	1-1-1
Most Goals Scored:	6, 2x (3/14/16 most recent, 6-3 W at CBJ)	6, 2x (3/14/16 most recent, 6-3 W)	3, 3x (10/27/15 most recent, 3-1 W)
Most Goals Allowed:	6, 2x (3/23/10 most recent, 3-6 L at NJD)	6, 12/31/00 (3-6 L)	6, 3/23/10 (3-6 L)
Most Goals, Both Teams:	9, 4x (3/19/16, most recent, 6-3 W at CBJ)	9, 3x (3/19/16, most recent, 6-3 W)	9, 3/23/10 (3-6 L)
Longest Win Streak:	6, 3/6/15 - 3/19/16	3, 3/31/15 - current	3, 3/6/15 - 11/25/15
Longest Pts. Streak:	6, 3/6/15 - 3/19/16 (6-0-0-0)	3, 3/31/15 - current (3-0-0-0)	3, 3/6/15 - 11/25/15, (3-0-0-0)
Longest Pointless Streak:	4, 10/28/06 - 3/20/11	2, 1/16/09 - 3/20/11	3, 10/12/02 - 3/23/10
Longest Winless Streak:	5, 10/28/06 - 11/23/11 (0-4-0-1)	2, 1/16/09 - 3/20/11 (0-2-0-0)	5, 12/27/00 - 11/23/11 (0-3-1-1)

ALL-TIME RESULTS

2000-01 (0-1-1-0) 12/27 CBJ 2, at NJD 2 OT 12/31 NJD 6, at CBJ 3	2001-02 (1-0-0-0) 12/10 at CBJ 3, NJD 1	2002-03 (1-1-0-0) 10/12 at NJD 3, CBJ 2 12/12 at CBJ 4, NJD 2	2003-04 (0-1-0-0) 1/27 NJD 4, at CBJ 3	2005-06 (1-0-0) 12/11 at CBJ 3, NJD 2 OT	2006-07 (0-1-0) 10/28 at NJD 1, CBJ 0
2007-08 (0-0-0) DID NOT PLAY	2008-09 (0-1-0) 1/16 NJD 2, at CBJ 1	2009-10 (0-1-0) 3/23 at NJD 6, CBJ 3	2010-11 (0-1-0) 3/20 NJD 3, at CBJ 0	2011-12 (0-0-1) 11/23 at NJD 2, CBJ 1 SO	2012-13 (0-0-0) DID NOT PLAY
2013-14 (3-1-0) 10/22 at CBJ 4, NJD 1 12/10 at CBJ 5, NJD 4	2014-15 (2-2-0) 11/1 at NJD 3, CBJ 2 2/28 NJD 2, at CBJ 0	2015-16 (4-1-0) 10/27 CBJ 3, at NJD 1 11/25 CBJ 2, at NJD 1 2/25 at CBJ 6, NJD 1 3/19 at CBJ 6, NJD 3 3/20 at NJD 2, CBJ 1	2015-16 (4-1-0) 10/27 CBJ 3, at NJD 1 11/25 CBJ 2, at NJD 1 2/25 at CBJ 6, NJD 1 3/19 at CBJ 6, NJD 3 3/20 at NJD 2, CBJ 1		

SHUTOUTS

CBJ	0	None
NJ	3	10/28/06, Brodeur 22 saves (0-1 at NJD); 3/20/11, Brodeur 13 saves (0-3 at CBJ); 2/28/15, Schneider 33 Saves (0-2 at CBJ)

HAT TRICKS

CBJ	1	2/25/16, Nick Foligno against Schneider (2) & Kinkaid (1) (6-1 W at CBJ)
NJ	0	None

PENALTY SHOTS

CBJ	1	3/31/15, Dubinsky goal against Schneider (3-2 OTW at CBJ)
NJ	0	None



NEW YORK ISLANDERS

@NYIslanders

Barclays Center / 620 Atlantic Ave. / Brooklyn, NY 11217
 newyorkislanders.com / p: 516.501.6700 / f: 516.501.6850



JOHN TAVARES

DIRECTORY

First Season: 1972-73
Home Ice: Barclays Center
Capacity: 15,795 (opened in 2012)
Playoff Appearances: 24 (most recent, 2015-16)
Stanley Cup Titles: 4 (most recent, 1983)
President & General Manager: Garth Snow
Head Coach: Jack Capuano
Asst. Coach & Asst. GM: Doug Weight
Assistant Coaches:
 Robert Corkum, Matt Bertani, Greg Cronin
Public Relations Contact: Kimber Auerbach

TV Play-by-Play: Brendan Burke
TV Color Analyst: Butch Goring
Radio Play-by-Play: Chris King

2016-17

DATE	HOME/AWAY	START (ET)
Dec. 10, 2016	at CBJ	7:00 PM
Jan. 24, 2017	at NYI	7:00 PM
Feb. 25, 2017	at CBJ	5:00 PM
Mar. 18, 2017	at NYI	1:00 PM

2015-16 SEASON

Record: 45-27-10, 100 pts.
Home: 25-11-5, 55 pts.
Away: 20-16-5, 45 pts.
Playoffs: Lost 4-1 (TBL) in Second Round

LEADERS

Points: John Tavares, 70
Goals: John Tavares, 33
Assists: Kyle Okposo, 42
+/-: Johnny Boychuk, 17
Def. Points: Nick Leddy, 40
Goaltending: Thomas Greiss, 23-11-4, 2.36 GAA

2015-16 RESULTS (0-3-2)

DATE	RESULT	ATTN	W/L GOALTENDERS	GW GOAL
Oct. 20, 2015	NYI 4, at CBJ 0	14,295	Jaroslav Halak / Curtis McElhinney	Nikolay Kulemin
Dec. 12, 2015	NYI 3, at CBJ 2 (OT)	12,342	Jaroslav Halak / Curtis McElhinney	Kyle Okposo
Jan. 12, 2016	at NYI 5, CBJ 2	13,115	Thomas Greiss / Anton Forsberg	Brock Nelson
Feb. 9, 2016	NYI 3, at CBJ 2 (SO)	14,303	Jaroslav Halak / Joonas Korpiasalo	Cal Clutterbuck
Mar. 31, 2016	at NYI 4, CBJ 3	13,857	Thomas Greiss / Sergei Bobrovsky	Anders Lee

GOALS BY PERIOD	1ST	2ND	3RD	OT	TOTAL	SHOTS BY PERIOD	1ST	2ND	3RD	OT	TOTAL
Columbus	4	3	2	0	9	Columbus	40	54	41	7	142
NY Islanders	8	2	7	1	18	NY Islanders	57	47	42	8	154

POWER PLAY	GOALS	ATTEMPTS	PCT	PENALTY KILLING	KILLS	ATTEMPTS	PCT
Columbus	1	16	6.2	Columbus	12	16	75.0
NY Islanders	4	16	25.0	NY Islanders	15	16	93.8

COLUMBUS	GP	G	A	P	+/-	PIM	PP	SH	GW	EN	S	%	NEW YORK	GP	G	A	P	+/-	PIM	PP	SH	GW	EN	S	%
Cam Atkinson	4	2	2	4	1	6	0	0	0	0	9	22.2	Brock Nelson	5	3	2	5	5	6	1	0	1	1	10	30.0
Brandon Dubinsky	5	2	2	4	-1	2	0	0	0	0	15	13.3	John Tavares	5	3	2	5	4	0	0	0	0	1	16	18.8
Boone Jenner	5	1	2	3	1	2	0	0	0	0	13	7.7	Kyle Okposo	5	2	3	5	0	0	0	0	1	0	16	12.5
David Savard	4	1	2	3	-3	2	0	0	0	0	8	12.5	Anders Lee	5	2	2	4	1	5	2	0	1	0	12	16.7
Brandon Saad	5	2	0	2	-2	0	1	0	0	0	15	13.3	Frans Nielsen	5	1	3	4	-2	2	1	0	0	0	12	8.3

GOALTENDING

COLUMBUS	GP	MIN	GA	GAA	SO	W	L	OTL	SA	SV%	NEW YORK	GP	MIN	GA	GAA	SO	W	L	OTL	SA	SV%		
Joonas Korpiasalo	1	65	2	1.85	0	0	0	1	46	.957	Jaroslav Halak	3	187	4	1.28	1	3	0	0	98	.959		
Curtis McElhinney	2	120	6	2.99	0	0	1	1	47	.872	Thomas Greiss	2	120	5	2.50	0	2	0	0	44	.886		
Sergei Bobrovsky	1	58	4	4.11	0	0	1	0	27	.852													
Anton Forsberg	1	58	4	4.17	0	0	1	0	32	.875													

COLUMBUS VS. NY ISLANDERS ALL-TIME

SEASON	W-L-T/O	HOME	AWAY	GF-GA	SF-SA	PP	PK	PIM
2000-01	1-0-1-0	0-0-1-0	1-0-0-0	10-8	60-52	3-of-15	5-of-8	24-37
2001-02	1-0-0-0	1-0-0-0	0-0-0-0	4-2	17-41	1-of-3	4-of-4	17-15
2002-03	2-0-0-0	1-0-0-0	1-0-0-0	8-3	54-61	3-of-8	6-of-8	35-35
2003-04	1-0-0-0	1-0-0-0	0-0-0-0	2-1	29-25	0-of-5	6-of-6	17-13
2005-06	1-0-0	1-0-0	0-0-0	3-3	27-40	3-of-7	8-of-10	27-21
2006-07	0-1-0	0-0-0	0-1-0	0-4	26-23	0-of-9	4-of-5	19-27
2007-08	DID NOT PLAY							
2008-09	1-0-1	1-0-0	0-0-1	6-5	69-54	2-of-9	5-of-5	12-20
2009-10	0-0-2	0-0-1	0-0-1	4-5	79-53	1-of-7	4-of-4	8-14
2010-11	1-0-0	0-0-0	1-0-0	4-3	38-24	1-of-4	2-of-2	13-27
2011-12	1-0-0	1-0-0	0-0-0	7-3	37-38	2-of-3	2-of-2	19-21
2012-13	DID NOT PLAY							
2013-14	3-1-0	2-0-0	1-1-0	11-6	132-119	6-of-18	7-of-9	48-76
2014-15	2-2-0	1-1-0	1-1-0	12-18	131-166	2-of-12	15-of-15	50-44
2015-16	0-3-2	0-1-2	0-2-0	9-18	142-154	1-of-16	12-of-16	48-53
TOTAL	14-7-1-5	9-2-1-3	5-5-0-2	80-79	841-850	25-of-116	80-of-94	341-403

	OVERALL	AT CBJ	AT NYI
Current Streak:	0-3-2 since 10/20/15	0-1-2 since 10/20/15	0-2-0 since 1/12/16
Last 10 Games:	3-5-2	5-2-3	3-5-2
Last Win:	4/11/15, 5-4 SO at NYI	4/2/15, 4-3 SO	4/11/15, 5-4 SO
Last Regulation Loss:	3/31/16, 3-4 at NYI	10/20/15, 0-4	3/31/16, 3-4
Most Lopsided Win:	4, 2x (4/6/14 most recent, 4-0 at CBJ)	4, 2x (4/6/14 most recent, 4-0)	2, 2x (11/29/02 most recent, 4-2)
Most Lopsided Loss:	4, 2x (10/20/15 most recent, 0-4 at CBJ)	4, 10/20/15 (0-4)	4, 12/23/06 (0-4)
Last Tie:	3/17/01, 3-3 at CBJ	3/17/01, 3-3	None
Last OT Game:	2/9/16, 2-3 SOL at CBJ	2/9/16, 2-3 SOL	4/11/15, 5-4 SOW
OT Record (W-L-T):	5-5-1	2-3-1	3-2-0
Most Goals Scored:	7, 2x (4/7/12 most recent, 7-3 W at CBJ)	7, 4/7/12 (7-3 W)	7, 12/23/00 (7-5 W)
Most Goals Allowed:	6, 2/14/15 (3-6 L at NYI)	5, 1/10/15 (2-5 L)	6, 2/14/15 (3-6 L)
Most Goals, Both Teams:	12, 12/23/00 (7-5 W at NYI)	10, 4/7/12 (7-3 W)	12, 12/23/00 (7-5 W)
Longest Win Streak:	5, 3/8/02 - 12/8/05	5, 3/8/02 - 12/13/08	2, 2x, 11/24/10 - 10/5/13, most recent
Longest Pts. Streak:	8, 11/3/08 - 11/9/13 (5-0-0-3)	10, 3/17/01 - 4/6/14 (8-0-1-1)	4, 11/3/08 - 10/5/13 (2-0-0-2)
Longest Pointless Streak:	2, 1/10/15 - 2/14/15	1, 2x, 10/20/15, most recent	2, 2x, 1/12/16-current, most recent
Longest Winless Streak:	5, 10/20/15 - current (0-3-0-2)	3, 10/20/15 - current (0-1-0-2)	3, 12/23/06 - 12/29/09 (0-1-0-2)

ALL-TIME RESULTS

2000-01 (1-0-1-0)	2001-02 (1-0-0-0)	2002-03 (2-0-0-0)	2003-04 (1-0-0-0)	2005-06 (1-0-0)	2006-07 (0-1-0)
12/23 CBJ 7, at NYI 5	3/8 at CBJ 4, NYI 2	11/29 CBJ 4, at NYI 2	11/22 at CBJ 2, NYI 1	12/8 at CBJ 4, NYI 3 SO	12/23 at NYI 4, CBJ 0
3/17 at CBJ 3, NYI 3 OT		1/25 at CBJ 4, NYI 1			
2007-08 (0-0-0)	2008-09 (1-0-1)	2009-10 (0-0-2)	2010-11 (1-0-0)	2011-12 (1-0-0)	2012-13 (0-0-0)
DID NOT PLAY	11/3 at NYI 4, CBJ 3 OT	12/29 at NYI 2, CBJ 1 SO	11/24 CBJ 4, at NYI 3 OT	4/7 at CBJ 7, NYI 3	DID NOT PLAY
	12/13 at CBJ 3, NYI 1	3/27 NYI 4, at CBJ 3 OT			
2013-14 (3-1-0)	2014-15 (2-2-0)	2015-16 (0-3-2)			
10/5 CBJ 3, at NYI 2 SO	1/10 NYI 5, at CBJ 2	10/20 NYI 4, at CBJ 0			
11/9 at CBJ 5, NYI 2	2/14 at NYI 6, CBJ 3	12/12 NYI 3, at CBJ 2 OT			
3/23 at NYI 2, CBJ 0	4/2 at CBJ 4, NYI 3 SO	1/12 at NYI 5, CBJ 2			
4/6 at CBJ 4, NYI 0	4/11 CBJ 5, at NYI 4 SO	2/9 NYI 3, at CBJ 2 SO			
		3/31 at NYI 4, CBJ 3			

SHUTOUTS

CBJ	1	4/6/14, Bobrovsky 31 saves (4-0 at CBJ)
NYI	3	12/23/06, DiPietro 26 saves (0-4 at NYI); 3/23/14, Nabokov 41 saves (0-2 at NYI); 10/20/15, Halak 37 saves (0-4 at CBJ)

HAT TRICKS

CBJ	0	None
NYI	1	1/12/16, Nelson against Forsberg (3) (2-5 L at NYI)

PENALTY SHOTS

CBJ	0	None
NYI	0	None



NEW YORK RANGERS

@NYRangers

Madison Square Garden / 2 Pennsylvania Plz. / New York, NY 10121
 newyorkrangers.com / p: 212.465.6486 / f: 212.465.6494



HENRIK LUNDQVIST

DIRECTORY

First Season: 1926-27
Home Ice: Madison Square Garden
Capacity: 18,006 (opened in 1968)
Playoff Appearances: 58 (most recent, 2015-16)
Stanley Cup Titles: 4 (most recent, 1994)
President: Glen Sather
General Manager: Jeff Gorton
Head Coach: Alain Vigneault
Associate Coach: Scott Arniel
Assistant Coaches:
 Jeff Beukeboom, Darryl Williams, Benoit Allaire
Public Relations Contact: John Rosasco

TV Play-by-Play: Sam Rosen
TV Color Analyst: Joe Micheletti
Radio Play-by-Play: Kenny Albert
Radio Color Analyst: Dave Maloney

2016-17 SCHEDULE

DATE	HOME/AWAY	START (ET)
Nov. 18, 2016	at CBJ	7:00 PM
Jan. 7, 2017	at CBJ	7:00 PM
Jan. 31, 2017	at NYR	7:00 PM
Feb. 13, 2017	at CBJ	7:30 PM
Feb. 26, 2017	at NYR	5:00 PM

2015-16 SEASON

Record: 46-27-9, 113 pts.
Home: 27-10-4, 58 pts.
Away: 19-17-5, 43 pts.
Playoffs: Lost 4-1 (PIT) in First Round

LEADERS

Points: Mats Zuccarello, 61
Goals: Derick Brassard, 27
Assists: Keith Yandle, 42
+/-: Ryan McDonagh, 26
Def. Points: Keith Yandle, 47
Goaltending: Henrik Lundqvist, 35-21-7, 2.48 GAA

2015-16 RESULTS (0-4-0)

DATE	RESULT	ATTN	W/L GOALTENDERS	GW GOAL
Oct. 9, 2015	NYR 4, at CBJ 2	19,027	Henrik Lundqvist / Sergei Bobrovsky	Kevin Hayes
Oct. 10, 2015	at NYR 5, CBJ 2	18,006	Henrik Lundqvist / Sergei Bobrovsky	Dominic Moore
Feb. 29, 2016	at NYR 2, CBJ 1	18,006	Antti Raanta / Joonas Korpiasalo	Derek Stepan
Apr. 4, 2016	NYR 4, at CBJ 2	15,951	Henrik Lundqvist / Joonas Korpiasalo	Mats Zuccarello

GOALS BY PERIOD	1ST	2ND	3RD	OT	TOTAL	SHOTS BY PERIOD	1ST	2ND	3RD	OT	TOTAL
Columbus	0	2	5	0	7	Columbus	43	45	40	0	128
NY Rangers	6	3	6	0	15	NY Rangers	42	34	31	0	107

POWER PLAY	GOALS	ATTEMPTS	PCT	PENALTY KILLING	KILLS	ATTEMPTS	PCT
Columbus	2	15	13.3	Columbus	5	6	83.3
NY Rangers	1	6	16.7	NY Rangers	13	15	86.7

COLUMBUS	GP	G	A	P	+/-	PIM	PP	SH	GW	EN	S	%	NEW YORK	GP	G	A	P	+/-	PIM	PP	SH	GW	EN	S	%
Nick Foligno	4	2	1	3	0	2	0	0	0	0	11	18.2	Derek Stepan	4	3	2	5	3	2	0	2	1	1	10	30.0
Cam Atkinson	4	2	0	2	-6	0	0	0	0	0	11	18.2	Mats Zuccarello	4	4	0	4	3	4	0	0	1	0	11	36.4
Ryan Johansen	2	1	1	2	-1	0	0	0	0	0	9	11.1	Oscar Lindberg	3	3	0	3	3	0	0	0	0	0	6	50.0
David Savard	4	0	2	2	-2	0	0	0	0	0	7	0.0	Chris Kreider	4	1	2	3	3	0	0	0	0	0	5	20.0
Brandon Saad	4	1	0	1	-4	2	1	0	0	0	8	12.5	Dan Boyle	4	1	2	3	3	4	0	0	0	0	3	33.3

GOALTENDING

COLUMBUS	GP	MIN	GA	GAA	SO	W	L	OTL	SA	SV%	NEW YORK	GP	MIN	GA	GAA	SO	W	L	OTL	SA	SV%			
Joonas Korpiasalo	2	117	5	2.56	0	0	2	0	52	.904	Antti Raanta	1	60	1	1.00	0	1	0	0	27	.963			
Curtis McElhinney	1	20	1	3.00	0	0	0	0	7	.857	Henrik Lundqvist	3	180	6	2.00	0	3	0	0	101	.941			
Sergei Bobrovsky	2	98	8	4.89	0	0	2	0	47	.830														

COLUMBUS VS. NY RANGERS ALL-TIME

SEASON	W-L-T/O	HOME	AWAY	GF-GA	SF-SA	PP	PK	PIM
2000-01	0-1-0-0	0-1-0-0	0-0-0-0	3-4	40-24	2-of-4	5-of-5	24-14
2001-02	1-0-1-0	1-0-0-0	0-0-1-0	4-2	66-61	2-of-12	5-of-6	24-36
2002-03	1-1-0-0	1-0-0-0	0-1-0-0	9-8	56-69	1-of-8	10-of-10	86-96
2003-04	1-0-0-0	1-0-0-0	0-0-0-0	5-0	36-25	3-of-11	3-of-3	15-29
2005-06	1-0-0	1-0-0	0-0-0	4-3	32-36	1-of-3	1-of-1	7-11
2006-07	1-0-0	0-0-0	1-0-0	3-2	25-42	0-of-2	4-of-5	15-9
2007-08	DID NOT PLAY							
2008-09	0-1-0	0-1-0	0-0-0	1-3	26-32	0-of-6	7-of-8	18-14
2009-10	0-1-0	0-0-0	0-1-0	4-7	30-33	0-of-1	3-of-4	18-12
2010-11	1-0-0	1-0-0	0-0-0	3-1	23-33	1-of-2	4-of-5	10-4
2011-12	0-0-1	0-0-0	0-0-1	2-3	23-35	1-of-4	2-of-2	4-8
2012-13	DID NOT PLAY							
2013-14	2-2-0	0-2-0	2-0-0	10-12	126-143	0-of-10	13-of-16	56-53
2014-15	1-1-2	1-1-0	0-0-2	12-11	122-131	0-of-13	11-of-11	41-55
2015-16	0-4-0	0-2-0	0-2-0	7-15	128-107	2-of-15	5-of-6	21-39
TOTAL	9-11-1-3	6-7-0-0	3-4-1-3	67-71	733-771	13-of-91	73-of-82	339-380

	OVERALL	AT CBJ	AT NYR
Current Streak:	0-5-2 since 1/16/15	0-3-0 since 1/16/15	0-2-2 since 2/22/15
Last 10 Games:	2-6-2	4-6-0	3-4-3
Last Win:	10/11/14, 5-2 at CBJ	10/11/14, 5-2	1/6/14, 4-3 SO
Last Regulation Loss:	4/4/16, 2-4 at CBJ	4/4/16, 2-4	2/29/16, 1-2
Most Lopsided Win:	5, 10/11/03 (5-0 at CBJ)	5, 10/11/03 (5-0)	2, 12/12/13, 4-2
Most Lopsided Loss:	3, 2x (10/10/15 most recent, 2-5 at NYR)	2, 5x, 4/4/16 most recent, 2-4)	3, 2x (10/10/15 most recent, 2-5)
Last Tie:	1/14/02, 2-2 at NYR	None	1/14/02, 2-2
Last OT Game:	4/6/15, 3-4 OTL at NYR	None	4/6/15, 3-4 OTL
OT Record (W-L-T):	1-3-1	0-0-0	1-3-1
Most Goals Scored:	6, 11/9/02 (6-3 W at CBJ)	6, 11/9/02 (6-3 W)	4, 3x (1/6/14 most recent, 4-3 SOW)
Most Goals Allowed:	7, 11/23/09 (4-7 L at NYR)	4, 4x (4/4/16 most recent, 2-4 L)	7, 11/23/09 (4-7 L)
Most Goals, Both Teams:	11, 11/23/09 (4-7 L at NYR)	9, 11/9/02 (6-3 W)	11, 11/23/09 (4-7 L)
Longest Win Streak:	3, 10/11/03 - 2/24/07	4, 1/16/02 - 1/16/06	2, 12/12/13 - 1/6/14
Longest Pts. Streak:	3, 2x, 10/11/03 - 2/24/07 (3-0-0-0)	4, 1/16/02 - 1/16/06 (4-0-0-0)	5, 2/19/12 - 4/6/15 (2-0-0-3)
Longest Pointless Streak:	4, 10/9/15 - current	3, 1/16/15 - current	2, 10/10/15 - current
Longest Winless Streak:	7, 1/16/15 - current (0-5-0-2)	3, 1/16/15 - current (0-3-0-0)	4, 2/22/15 - current, most recent (0-2-0-2)

ALL-TIME RESULTS

2000-01 2/12	(0-1-0-0) NYR 4, at CBJ 3	2001-02 1/14	(1-0-1-0) CBJ 2, at NYR 2 OT 1/16	2002-03 11/9	(1-1-0-0) at CBJ 6, NYR 3 12/3	2003-04 10/11	(1-0-0-0) at CBJ 5, NYR 0	2005-06 1/16	(1-0-0) at CBJ 4, NYR 3	2006-07 2/24	(1-0-0) CBJ 3, at NYR 2
2007-08 DID NOT PLAY	(0-0-0)	2008-09 10/24	(0-1-0) NYR 3, at CBJ 1	2009-10 11/23	(0-1-0) at NYR 7, CBJ 4	2010-11 12/11	(1-0-0) at CBJ 3, NYR 1	2011-12 2/19	(0-0-1) at NYR 3, CBJ 2 OT	2012-13 DID NOT PLAY	(0-0-0)
2013-14 11/7	(2-2-0) NYR 4, at CBJ 2	2014-15 10/11	(1-1-2) at CBJ 5, NYR 2	2015-16 10/9	(0-4-0) NYR 4, at CBJ 2						
12/12	CBJ 4, at NYR 2	1/16	NYR 2, at CBJ 1	10/10	at NYR 5, CBJ 2						
1/6	CBJ 4, at NYR 3 SO	2/22	at NYR 4, CBJ 3 SO	2/29	at NYR 2, CBJ 1						
3/21	NYR 3, at CBJ 1	4/6	at NYR 4, CBJ 3 OT	4/4	NYR 4, at CBJ 2						

SHUTOUTS

CBJ	2	1/16/02, Denis 31 saves (2-0 at CBJ); 10/11/03, Denis 25 saves (5-0 at CBJ)
NYR	0	None

HAT TRICKS

CBJ	0	None
NYR	1	12/3/02, Bure against Denis (3) (3-5 L at NYR)

PENALTY SHOTS

CBJ	0	None
NYR	2	1/14/02, Malhotra unsuccessful against Denis (2-2 T at NYR); 10/10/15, Nash unsuccessful against Bobrovsky (2-5 L at NYR)



OTTAWA SENATORS

@Senators

Canadian Tire Centre / 1000 Palladium Dr. / Ottawa, ON K2V 1A5
ottawasenators.com / p: 613.599.0250 / f: 613.599.5562



ERIK KARLSSON

DIRECTORY

First Season: 1992-93
Home Ice: Canadian Tire Centre
Capacity: 19,153 (opened in 1996)
Playoff Appearances: 15 (most recent, 2014-15)
Stanley Cup Titles: None
General Manager: Pierre Dorion
Head Coach: Guy Boucher
Associate Coach: Marc Crawford
Assistant Coaches: Rob Cookson, Martin Raymond
Public Relations Contact: Brian Morris

TSN Play-by-Play: Gord Miller / Chris Cuthbert
TSN Color Analyst: Ray Ferraro / Jamie McLennan
TSN 1200 Play-by-Play: Dean Brown
TSN 1200 Color Analyst: Gord Wilson
RDS Play-by-Play: Michel Lacroix
RDS Color Analyst: Norman Flynn
94.5 Unique FM Play-by-Play: Nicholas St. Pierre
94.5 Unique FM Color Analyst: Alain Sanscartier

2016-17 SCHEDULE

DATE	HOME/AWAY	START (ET)
Jan. 19, 2017	at CBJ	7:00 PM
Jan. 22, 2017	at OTT	5:00 PM
Mar. 4, 2017	at OTT	7:00 PM

2015-16 SEASON

Record: 38-35-9, 85 pts.
Home: 21-14-6, 48 pts.
Away: 17-21-3, 37 pts.
Playoffs: Did not qualify

LEADERS

Points: Erik Karlsson, 82
Goals: Mike Hoffman, 29
Assists: Erik Karlsson, 66
+/-: Jean-Gabriel Pageau, 17
Def. Points: Erik Karlsson, 82
Goaltending: Craig Anderson, 31-23-5, 2.78 GAA

2015-16 RESULTS (1-2-0)

DATE	RESULT	ATTN	W/L GOALTENDERS	GW GOAL
Oct. 14, 2015	OTT 7, at CBJ 3	13,803	Craig Anderson / Sergei Bobrovsky	Mika Zibanejad
Nov. 19, 2015	at OTT 3, CBJ 0	16,925	Craig Anderson / Curtis McElhinney	Erik Karlsson
Feb. 13, 2016	at CBJ 4, OTT 2	16,164	Joonas Korpisalo / Craig Anderson	Brandon Saad

GOALS BY PERIOD	1ST	2ND	3RD	OT	TOTAL	SHOTS BY PERIOD	1ST	2ND	3RD	OT	TOTAL
Columbus	3	2	2	0	7	Columbus	35	37	34	0	106
Ottawa	1	5	6	0	12	Ottawa	21	34	36	0	91

POWER PLAY	GOALS	ATTEMPTS	PCT	PENALTY KILLING	KILLS	ATTEMPTS	PCT
Columbus	1	9	11.1	Columbus	8	11	72.7
Ottawa	3	11	27.3	Ottawa	8	9	88.9

COLUMBUS	GP	G	A	P	+/-	PIM	PP	SH	GW	EN	S	%	OTTAWA	GP	G	A	P	+/-	PIM	PP	SH	GW	EN	S	%
Boone Jenner	3	3	0	3	0	6	0	0	0	1	11	27.3	Erik Karlsson	3	2	6	8	2	4	0	1	0	1	18	11.1
Cam Atkinson	3	1	2	3	1	4	0	0	0	0	11	9.1	Bobby Ryan	3	2	3	5	0	2	1	0	0	1	5	40.0
Brandon Saad	3	2	0	2	-1	4	1	0	1	0	8	25.0	Mika Zibanejad	3	1	4	5	1	2	0	0	1	0	11	9.1
Brandon Dubinsky	2	1	1	2	3	2	0	0	0	0	3	33.3	Kyle Turris	3	2	2	4	2	2	1	0	0	1	4	50.0
Seth Jones	1	0	2	2	2	0	0	0	0	0	4	0.0	Milan Michalek	2	1	1	2	2	0	1	0	0	0	2	50.0

GOALTENDING

COLUMBUS	GP	MIN	GA	GAA	SO	W	L	OTL	SA	SV%	OTTAWA	GP	MIN	GA	GAA	SO	W	L	OTL	SA	SV%		
Joonas Korpisalo	1	60	2	2.00	0	1	0	0	35	.943	Craig Anderson	3	178	6	2.02	1	2	1	0	105	.943		
Curtis McElhinney	1	60	2	2.00	0	0	1	0	28	.929													
Sergei Bobrovsky	1	59	6	6.09	0	0	1	0	26	.769													

COLUMBUS VS. OTTAWA ALL-TIME

SEASON	W-L-T-O	HOME	AWAY	GF-GA	SF-SA	PP	PK	PIM
2000-01	0-0-2-0	0-0-1-0	0-0-1-0	5-5	52-53	2-of-11	8-of-11	35-27
2001-02	0-1-0-0	0-1-0-0	0-0-0-0	4-6	28-30	1-of-5	3-of-4	24-36
2002-03	0-1-0-0	0-0-0-0	0-1-0-0	2-5	39-30	0-of-2	3-of-3	8-6
2003-04	0-1-0-0	0-0-0-0	0-1-0-0	2-5	17-35	1-of-9	7-of-12	34-30
2005-06	DID NOT PLAY							
2006-07	1-0-0	1-0-0	0-0-0	6-2	31-33	5-of-11	6-of-7	21-38
2007-08	1-0-0	0-0-0	1-0-0	2-2	24-29	0-of-1	3-of-4	25-9
2008-09	1-0-0	1-0-0	0-0-0	1-0	26-17	0-of-6	5-of-5	15-39
2009-10	0-1-0	0-0-0	0-1-0	1-2	33-36	1-of-6	3-of-4	8-12
2010-11	1-0-0	1-0-0	0-0-0	4-3	23-38	0-of-4	3-of-3	13-15
2011-12	0-1-0	0-0-0	0-1-0	3-4	21-27	1-of-4	0-of-2	4-18
2012-13	DID NOT PLAY							
2013-14	1-2-0	0-2-0	1-0-0	7-8	91-82	6-of-14	11-of-14	69-70
2014-15	1-2-0	0-1-0	1-1-0	8-9	111-104	1-of-10	7-of-9	50-55
2015-16	1-2-0	1-1-0	0-1-0	7-12	106-91	1-of-9	8-of-11	52-45
TOTAL	7-11-2-0	4-5-1-0	3-6-1-0	52-63	602-605	19-of-92	67-of-89	358-400

	OVERALL	AT CBJ	AT OTT
Current Streak:	1-0-0 since 2/13/16	1-0-0 since 2/13/16	0-1-0 since 11/19/15
Last 10 Games:	3-7-0	4-5-1	3-6-1
Last Win:	2/13/16, 4-2 at CBJ	2/13/16, 4-2	2/7/15, 4-1
Last Regulation Loss:	11/19/15, 0-3 at OTT	10/14/15, 3-7	11/19/15, 0-3
Most Lopsided Win:	4, 12/10/06 (6-2, at CBJ)	4, 12/10/06 (6-2)	3, 2x (2/7/15 most recent, 4-1)
Most Lopsided Loss:	4, (10/14/15, 3-7 at CBJ)	4, (10/14/15, 3-7)	3, 3x (11/19/15 most recent, 0-3)
Last Tie:	12/21/00, 3-3 at CBJ	12/21/00, 3-3	11/4/00, 2-2
Last OT Game:	12/31/10, 4-3 OTW at CBJ	12/31/10, 4-3 OTW	2/21/08, 3-2 SOW
OT Record (W-L-T):	2-0-2	1-0-1	1-0-1
Most Goals Scored:	6, 12/10/06 (6-2 W at CBJ)	6, 12/10/06 (6-2 W)	4, 2x (2/7/15 most recent, 4-1 W)
Most Goals Allowed:	7, (10/14/15, 3-7 L at CBJ)	7, (10/14/15, 3-7 L)	5, 2x (11/13/03 most recent, 2-5 L)
Most Goals, Both Teams:	10, 2x, (10/14/15, most recent, 3-7 L at CBJ)	10, 2x, (10/14/15, most recent, 3-7 L)	7, 3x (10/22/11 most recent, 3-4 L)
Longest Win Streak:	3, 12/10/06 - 1/30/09	3, 12/10/06 - 12/31/10	1, 3x, 2/7/15 - current, most recent
Longest Pts. Streak:	3, 12/10/06 - 1/30/09 (3-0-0-0)	3, 12/10/06 - 12/31/10 (3-0-0-0)	1, 4x, 2/7/15 - current, most recent (1-0-0-0)
Longest Pointless Streak:	3, 2x, 1/28/14 - 10/28/14, most recent	4, 11/5/13 - 10/14/15	2, 2x, 11/26/09 - 10/22/11, most recent
Longest Winless Streak:	5, 11/4/00 - 11/13/03 (0-3-2-0)	4, 11/5/13- 10/14/15 (0-4-0-0)	3, 11/4/00 - 11/13/03 (0-2-1-0)

ALL-TIME RESULTS

2000-01	[0-0-2-0]	2001-02	[0-1-0-0]	2002-03	[0-1-0-0]	2003-04	[0-1-0-0]	2005-06	[0-0-0]	2006-07	[1-0-0]
11/4	CBJ 2, at OTT 2 OT	2/6	OTT 6, at CBJ 4	11/23	at OTT 5, CBJ 2	11/13	at OTT 5, CBJ 2	DID NOT PLAY		12/10	at CBJ 6, OTT 2
12/21	at CBJ 3, OTT 3 OT										
2007-08	[1-0-0]	2008-09	[1-0-0]	2009-10	[0-1-0]	2010-11	[1-0-0]	2011-12	[0-1-0]	2012-13	[0-0-0]
2/21	CBJ 3, at OTT 2 SO	1/30	at CBJ 1, OTT 0	11/26	at OTT 2, CBJ 1	12/31	at CBJ 4, OTT 3 OT	10/22	at OTT 4, CBJ 3	DID NOT PLAY	
2013-14	[1-2-0]	2014-15	[1-2-0]	2015-16	[1-2-0]						
11/5	OTT 4, at CBJ 1	10/18	at OTT 3, CBJ 2	10/14	OTT 7, at CBJ 3						
11/17	CBJ 4, at OTT 1	10/28	OTT 5, at CBJ 2	11/19	at OTT 3, CBJ 0						
1/28	OTT 3, at CBJ 2	2/7	CBJ 4, at OTT 1	2/13	at CBJ 4, OTT 2						

SHUTOUTS

CBJ	1	1/30/09, Mason 17 saves (1-0 at CBJ)
OTT	1	11/19/16, Anderson 25 saves (0-3 at OTT)

HAT TRICKS

CBJ	0	None
OTT	1	11/23/02, Hossa against Labbe (3) (3-5 L at OTT)

PENALTY SHOTS


CBJ	0	None
OTT	3	12/10/06, Schaefer unsuccessful against Leclaire (6-2 W at CBJ); 10/18/14, Hoffman unsuccessful against McElhinney (2-3 L at OTT); 11/19/15, Hoffman unsuccessful against McElhinney (1-4 L at OTT)



PHILADELPHIA FLYERS

@NHLFlyers

Wells Fargo Center / 3601 S. Broad St. / Philadelphia, PA 19148
 philadelphiaflyers.com / p: 215.465.4500 / f: 215.218.7837



CLAUDE GIROUX

DIRECTORY

First Season: 1967-68
Home Ice: Wells Fargo Center
Capacity: 19,541 (opened in 1996)
Playoff Appearances: 38 (most recent, 2015-16)
Stanley Cup Titles: 2 (most recent, 1975)
President: Paul Holmgren
EVP & General Manager: Ron Hextall
Head Coach: Dave Hakstol
Assistant Coaches:
 Gord Murphy, Joe Mullen, Ian Laperriere
Public Relations Contact: Zack Hill

TV Play-By-Play: Jim Jackson
TV Color Analyst: Chris Therien
Radio Play-By-Play: Tim Saunders
Radio Color Analyst: Steve Coates

2016-17 SCHEDULE

DATE	HOME/AWAY	START (ET)
Jan. 8, 2017	at CBJ	6:00 PM
Mar. 13, 2017	at PHI	7:00 PM
Mar. 25, 2017	at CBJ	2:00 PM
Apr. 8, 2017	at PHI	12:30 PM

2015-16 SEASON

Record: 41-27-14, 96 pts.
Home: 23-10-8, 54 pts.
Away: 18-17-6, 42 pts.
Playoffs: Lost 4-2 (WAS) in First Round

LEADERS

Points: Claude Giroux, 67
Goals: Wayne Simmonds, 32
Assists: Claude Giroux, 45
+/-: Andrew MacDonald, 10
Def. Points: Shayne Gostisbehere, 46
Goaltending: Steve Mason, 23-19-10, 2.51 GAA

2015-16 RESULTS (3-1-0)

DATE	RESULT	ATTN	W/L GOALTENDERS	GWG GOAL
Dec. 5, 2015	CBJ 4, at PHI 1	18,202	Sergei Bobrovsky / Steve Mason	Jack Johnson
Dec. 19, 2015	at CBJ 3, PHI 2 (SO)	14,030	Joonas Korpiasalo / Steve Mason	Brandon Dubinsky
Mar. 5, 2016	at PHI 6, CBJ 0	19,645	Steve Mason / Curtis McElhinney	Michael Raffl
Mar. 22, 2016	at CBJ 3, PHI 2 (SO)	16,230	Sergei Bobrovsky / Steve Mason	Boone Jenner

GOALS BY PERIOD	1ST	2ND	3RD	OT	TOTAL	SHOTS BY PERIOD	1ST	2ND	3RD	OT	TOTAL
Columbus	3	3	2	0	8	Columbus	50	48	34	11	143
Philadelphia	3	3	5	0	11	Philadelphia	38	42	44	5	129

POWER PLAY	GOALS	ATTEMPTS	PCT	PENALTY KILLING	KILLS	ATTEMPTS	PCT
Columbus	2	15	13.3	Columbus	12	13	92.3
Philadelphia	1	13	7.7	Philadelphia	13	15	86.7

COLUMBUS	GP	G	A	P	+/-	PIM	PP	SH	GW	EN	S	%	PHILADELPHIA	GP	G	A	P	+/-	PIM	PP	SH	GW	EN	S	%	
Scott Hartnell	4	1	4	5	-3	2	1	0	0	0	10	10.0	Radko Gudas	3	2	2	4	1	6	0	0	0	0	11	18.2	
Nick Foligno	3	2	2	4	-1	4	0	0	0	0	12	16.7	Brayden Schenn	4	0	4	4	0	5	0	0	0	0	4	0.0	
Brandon Saad	3	1	1	2	1	0	0	0	0	0	17	5.9	Michael Raffl	4	2	1	3	4	2	0	0	1	0	11	18.2	
Brandon Dubinsky	4	0	2	2	-2	7	0	0	0	0	6	0.0	Sean Couturier	4	0	3	3	2	2	0	0	0	0	0	7	0.0
Alexander Wennberg	4	0	2	2	-2	0	0	0	0	0	7	0.0	Claude Giroux	4	2	0	2	0	2	0	0	0	0	0	17	11.8

GOALTENDING

COLUMBUS	GP	MIN	GA	GAA	SO	W	L	OTL	SA	SV%	PHILADELPHIA	GP	MIN	GA	GAA	SO	W	L	OTL	SA	SV%		
Sergei Bobrovsky	2	123	3	1.46	0	2	0	0	61	.951	Steve Mason	4	250	8	1.92	1	1	1	2	143	.944		
Joonas Korpiasalo	1	65	2	1.85	0	1	0	0	32	.938													
Curtis McElhinney	1	60	6	6.00	0	0	1	0	36	.833													

COLUMBUS VS. PHILADELPHIA ALL-TIME

SEASON	W-L-T/O	HOME	AWAY	GF-GA	SF-SA	PP	PK	PIM
2000-01	0-1-0-0	0-1-0-0	0-0-0-0	3-4	26-31	1-of-2	2-of-2	9-9
2001-02	0-0-2-0	0-0-1-0	0-0-1-0	5-5	48-72	2-of-8	10-of-11	34-26
2002-03	0-1-0-0	0-0-0-0	0-1-0-0	0-4	10-29	0-of-3	7-of-7	21-13
2003-04	0-0-1-0	0-0-1-0	0-0-0-0	1-1	20-41	0-of-2	5-of-5	8-4
2005-06	0-1-0	0-1-0	0-0-0	1-3	24-31	1-of-8	5-of-5	12-16
2006-07	0-1-0	0-0-0	0-1-0	2-3	41-22	1-of-6	4-of-5	10-12
2007-08	DID NOT PLAY							
2008-09	1-0-0	1-0-0	0-0-0	3-0	33-20	1-of-6	3-of-3	15-21
2009-10	0-1-0	0-0-0	0-1-0	3-5	28-37	2-of-3	4-of-5	15-11
2010-11	1-0-0	1-0-0	0-0-0	2-1	25-29	1-of-4	2-of-2	6-22
2011-12	0-1-0	0-0-0	0-1-0	2-9	35-33	0-of-2	4-of-5	27-23
2012-13	DID NOT PLAY							
2013-14	3-1-0	2-0-0	1-1-0	17-10	124-140	3-of-17	18-of-19	43-39
2014-15	4-1-0	2-0-0	2-1-0	18-14	142-154	7-of-13	11-of-16	39-33
2015-16	3-1-0	2-0-0	1-1-0	8-11	143-129	2-of-15	12-of-13	69-68
TOTAL	12-9-3-0	8-2-2-0	4-7-1-0	65-70	699-768	21-of-89	87-of-98	308-297

	OVERALL	AT CBJ	AT PHI
Current Streak:	1-0-0 since 3/22/16	8-0-0 since 12/27/08	0-1-0 since 3/5/16
Last 10 Games:	8-2-0	8-1-1	4-6-0
Last Win:	3/22/16, 3-2 SOW at CBJ	3/22/16, 3-2 SO	12/5/15, 4-1
Last Regulation Loss:	3/5/16, 0-6 at PHI	12/13/05, 1-3	3/5/16, 0-6
Most Lopsided Win:	3, 5x (12/5/15, most recent, 4-1 at PHI)	3, 3x (1/23/14 most recent, 5-2)	3, 2x, (12/5/15, most recent, 4-1)
Most Lopsided Loss:	7, 11/5/11 (2-9 at PHI)	2, 12/13/05 (1-3)	7, 11/5/11 (2-9)
Last Tie:	12/10/03, 1-1 at CBJ	12/10/03, 1-1	10/6/01, 3-3
Last OT Game:	3/22/16, 3-2 SOW at CBJ	3/22/16, 3-2 SOW	10/6/01, 3-3 T
OT Record (W-L-T):	4-0-3	4-0-2	0-0-1
Most Goals Scored:	6, 12/21/13 (6-3 W at CBJ)	6, 12/21/13 (6-3 W)	5, 2/17/15 (5-2 W)
Most Goals Allowed:	9, 11/5/11 (2-9 L at PHI)	4, 11/29/00 (3-4 L)	9, 11/5/11 (2-9 L)
Most Goals, Both Teams:	11, 11/5/11 (2-9 L at PHI)	9, 12/21/13 (6-3 W)	11, 11/5/11 (2-9 L)
Longest Win Streak:	5, 12/9/14 - 12/19/15	8, 12/7/08 - current	2, 2x, 2/17/15 - 12/5/15, most recent
Longest Pts. Streak:	5, 12/9/14 - 12/19/15 (5-0-0-0)	8, 12/7/08 - current (8-0-0-0)	2, 2x, 2/17/15 - 12/5/15, most recent (2-0-0-0)
Longest Pointless Streak:	2, 2x, 11/5/11 - 12/19/13, most recent	1, 2x, 12/13/05, most recent	5, 4/1/03 - 12/19/13
Longest Winless Streak:	7, 11/29/00 - 11/24/06 (0-4-3-0)	4, 11/29/00 - 12/13/05 (0-2-2-0)	6, 10/6/01 - 12/19/13 (0-5-1-0)

ALL-TIME RESULTS

2000-01 11/29	(0-1-0-0) PHI 4, at CBJ 3	2001-02 10/6	(0-0-2-0) CBJ 3, at PHI 3 OT 10/8 at CBJ 2, PHI 2 OT	2002-03 4/1	(0-1-0-0) at PHI 4, CBJ 0	2003-04 12/10	(0-0-1-0) at CBJ 1, PHI 1 OT	2005-06 12/13	(0-1-0) PHI 3, at CBJ 1	2006-07 11/24	(0-1-0) at PHI 3, CBJ 2
2007-08 DID NOT PLAY	(0-0-0)	2008-09 12/27	(1-0-0) at CBJ 3, PHI 0	2009-10 1/19	(0-1-0) at PHI 5, CBJ 3	2010-11 10/25	(1-0-0) at CBJ 2, PHI 1	2011-12 11/5	(0-1-0) at PHI 9, CBJ 2	2012-13 DID NOT PLAY	(0-0-0)
2013-14 12/19	(3-1-0) at PHI 5, CBJ 4	2014-15 11/14	(4-1-0) CBJ 4, at PHI 3	2015-16 12/5	(3-1-0) CBJ 4, at PHI 1						
12/21	at CBJ 6, PHI 3	11/22	at PHI 4, CBJ 2	12/19	at CBJ 3, PHI 2 SO						
1/23	at CBJ 5, PHI 2	12/9	at CBJ 3, PHI 2 OT	3/5	at PHI 6, CBJ 0						
4/3	CBJ 2, at PHI 0	2/13	at CBJ 4, PHI 3 OT	3/22	at CBJ 3, PHI 2 SO						
		2/17	CBJ 5, at PHI 2								

SHUTOUTS

CBJ	2	12/27/08, Mason 20 saves (3-0 at CBJ); 4/3/14, Bobrovsky 37 saves (2-0 at PHI)
PHI	2	4/1/03, Cechmanek 10 saves (0-4 at PHI); 3/5/16, Mason 19 saves (0-6 at PHI)

HAT TRICKS

CBJ	0	None
PHI	0	None

PENALTY SHOTS

CBJ	0	None
PHI	0	None



PITTSBURGH PENGUINS

@penguins

PPG Paints Arena / 1001 Fifth Ave. / Pittsburgh, PA 15219
 pittsburghpenguins.com / p: 412.642.1300 / f: 412.255.1980



SIDNEY CROSBY

DIRECTORY

First Season: 1967-68
Home Ice: PPG Paints Arena
Capacity: 18,387 (opened in 2010)
Playoff Appearances: 31 (most recent, 2015-16)
Stanley Cup Titles: 4 (most recent, 2016)
Co-Owner and Chairman: Mario Lemieux
EVP and General Manager: Jim Rutherford
Head Coach: Mike Sullivan
Assistant Coaches: Rick Tocchet, Jacques Martin
Public Relations Contact: Jennifer Bullano Ridgley

TV Play-By-Play: Paul Steigerwald
TV Color Analyst: Bob Errey
Radio Play-By-Play: Mike Lange
Radio Color Analyst: Phil Bourque

2016-17 SCHEDULE

DATE	HOME/AWAY	START (ET)
Dec. 22, 2016	at CBJ	7:00 PM
Feb. 3, 2017	at PIT	7:00 PM
Feb. 17, 2017	at CBJ	7:00 PM
Apr. 4, 2017	at PIT	7:00 PM

2015-16 SEASON

Record: 48-26-8, 104 pts.
Home: 26-11-4, 56 pts.
Away: 22-15-4, 48 pts.
Playoffs: Won Stanley Cup, 4-2 (SJS)

LEADERS

Points: Sidney Crosby, 85
Goals: Sidney Crosby, 36
Assists: Kris Letang, 51
+/-: Chris Kunitz, 29
Def. Points: Kris Letang, 67
Goaltending: Marc-Andre Fleury, 35-17-6, 2.29 GAA

2015-16 RESULTS (2-2-0)

DATE	RESULT	ATTN	W/L GOALTENDERS	GW GOAL
Nov. 13, 2015	CBJ 2, at PIT 1	18,610	Sergei Bobrovsky / Marc-Andre Fleury	Brandon Saad
Nov. 27, 2015	at CBJ 2, PIT 1 (OT)	18,205	Sergei Bobrovsky / Marc-Andre Fleury	Cam Atkinson
Dec. 21, 2015	at PIT 5, CBJ 2	18,602	Matthew Murray / Joonas Korpi	Phil Kessel
Mar. 11, 2016	PIT 3, at CBJ 2	18,205	Marc-Andre Fleury / Sergei Bobrovsky	Carl Hagelin

GOALS BY PERIOD	1ST	2ND	3RD	OT	TOTAL	SHOTS BY PERIOD	1ST	2ND	3RD	OT	TOTAL
Columbus	2	3	2	1	8	Columbus	42	35	39	6	122
Pittsburgh	1	6	3	0	10	Pittsburgh	34	43	42	1	120

POWER PLAY	GOALS	ATTEMPTS	PCT	PENALTY KILLING	KILLS	ATTEMPTS	PCT
Columbus	1	13	7.7	Columbus	13	17	76.5
Pittsburgh	4	17	23.5	Pittsburgh	12	13	92.3

COLUMBUS	GP	G	A	P	+/-	PIM	PP	SH	GW	EN	S	%	PITTSBURGH	GP	G	A	P	+/-	PIM	PP	SH	GW	EN	S	%
Brandon Saad	3	1	3	4	2	0	1	0	1	0	12	8.3	Evgeni Malkin	4	3	2	5	1	13	2	0	0	1	8	37.5
Cam Atkinson	4	2	0	2	-1	0	0	0	1	0	8	25.0	Phil Kessel	4	2	2	4	4	0	0	0	1	0	11	18.2
Gregory Campbell	4	1	1	2	2	2	0	0	0	0	7	14.3	Patric Hornqvist	4	1	2	3	-1	4	0	0	0	0	12	8.3
Ryan Johansen	3	1	1	2	1	2	0	0	0	0	9	11.1	David Perron	3	0	3	3	1	0	0	0	0	0	5	0.0
Ryan Murray	4	0	2	2	-1	4	0	0	0	0	4	0.0	Chris Kunitz	4	1	1	2	1	6	0	0	0	0	5	20.0

GOALTENDING

COLUMBUS	GP	MIN	GA	GAA	SO	W	L	OTL	SA	SV%	PITTSBURGH	GP	MIN	GA	GAA	SO	W	L	OTL	SA	SV%
Sergei Bobrovsky	3	181	5	1.66	0	2	1	0	85	.941	Matthew Murray	1	60	2	2.00	0	1	0	0	24	.917
Joonas Korpi	1	59	4	4.04	0	0	1	0	34	.882	Marc-Andre Fleury	3	180	6	2.00	0	1	1	1	98	.939

COLUMBUS VS. PITTSBURGH ALL-TIME

SEASON	W-L-T/O	HOME	AWAY	GF-GA	SF-SA	PP	PK	PIM
2000-01	0-1-0-1	0-0-0-1	0-1-0-0	4-8	71-63	1-of-12	8-of-11	49-51
2001-02	1-0-0-1	0-0-0-1	1-0-0-0	7-6	44-69	1-of-7	4-of-6	26-28
2002-03	1-0-0-0	1-0-0-0	0-0-0-0	5-2	34-32	3-of-8	5-of-6	12-16
2003-04	0-1-0-0	0-0-0-0	0-1-0-0	3-5	26-25	1-of-4	3-of-5	15-13
2005-06	1-0-0	1-0-0	0-0-0	6-1	32-29	2-of-6	8-of-8	64-84
2006-07	0-1-0	0-0-0	0-1-0	3-5	39-34	2-of-11	6-of-9	27-41
2007-08	DID NOT PLAY							
2008-09	1-1-0	1-0-0	0-1-0	4-7	62-66	1-of-11	3-of-5	20-32
2009-10	0-0-1	0-0-1	0-0-0	3-3	32-32	1-of-7	5-of-5	12-16
2010-11	1-1-0	0-1-0	1-0-0	6-8	48-68	1-of-7	2-of-6	36-39
2011-12	0-1-0	0-0-0	0-1-0	2-4	24-40	0-of-2	3-of-5	10-4
2012-13	DID NOT PLAY							
2013-14	0-5-0	0-3-0	0-2-0	7-16	155-145	1-of-14	14-of-19	79-59
2014-15	3-1-0	2-0-0	1-1-0	13-12	117-143	2-of-15	12-of-15	80-79
2015-16	2-2-0	1-1-0	1-1-0	8-10	122-120	1-of-13	13-of-17	49-49
TOTAL	10-14-0-3	6-5-0-3	4-9-0-0	71-87	806-866	17-of-117	86-of-117	479-511

	OVERALL	AT CBJ	AT PIT
Current Streak:	0-2-0 since 12/21/15	0-1-0 since 3/11/16	0-1-0 since 12/21/15
Last 10 Games:	5-5-0	4-5-1	3-7-0
Last Win:	11/27/15, 2-1 OT at CBJ	11/27/15, 2-1 OT	11/13/15, 2-1
Last Regulation Loss:	3/11/16, 2-3 at CBJ	3/11/16, 2-3	12/21/15, 2-5
Most Lopsided Win:	5, 1/11/06 (6-1 at CBJ)	5, 1/11/06 (6-1)	3, 2/8/11 (4-1)
Most Lopsided Loss:	5, 12/4/10 (2-7 at CBJ)	5, 12/4/10 (2-7)	3, 3x (12/21/15 most recent, 2-5)
Last Tie:	None	None	None
Last OT Game:	11/27/15, 2-1 OTW at CBJ	11/27/15, 2-1 OTW	None
OT Record (W-L-T):	3-3-0	3-3-0	0-0-0
Most Goals Scored:	6, 1/11/06 (6-1 W at CBJ)	6, 1/11/06 (6-1 W)	4, 2x (2/8/11 most recent, 4-1 W)
Most Goals Allowed:	7, 12/4/10 (2-7 L at CBJ)	7, 12/4/10 (2-7 L)	5, 5x (12/21/15 most recent, 2-5 L)
Most Goals, Both Teams:	9, 12/4/10 (2-7 L at CBJ)	9, 12/4/10 (2-7 L)	8, 3x (3/1/15 most recent, 3-5 L)
Longest Win Streak:	3, 4/4/15 - 11/27/15	3, 2x, 12/13/14 - 11/27/15, most recent	1, 4x, 11/13/15, most recent
Longest Pts. Streak:	4, 2/17/01 - 12/31/02 (2-0-0-2)	6, 2/17/01 - 10/30/09 (3-0-0-3)	1, 4x, 11/13/15, most recent (1-0-0-0)
Longest Pointless Streak:	6, 2/26/12 - 3/28/14	4, 12/4/10 - 3/28/14	3, 2x, 2/26/12 - 12/9/13, most recent
Longest Winless Streak:	6, 2/26/12 - 3/28/14 (0-6-0-0)	5, 10/30/09 - 3/28/14 (0-4-0-1)	3, 2x, 2/26/12 - 12/9/13, most recent (0-3-0-0)

ALL-TIME RESULTS

2000-01 (0-1-0-1)	2001-02 (1-0-0-1)	2002-03 (1-0-0-0)	2003-04 (1-0-0-0)	2005-06 (1-0-0)	2006-07 (0-1-0)	2007-08 (0-0-0)	2008-09 (1-1-0)	2009-10 (0-0-1)	2010-11 (1-1-0)	2011-12 (0-1-0)	2012-13 (0-0-0)
10/21 at PIT 5, CBJ 2	2/28 PIT 4, at CBJ 3 OT	12/31 at CBJ 5, PIT 2	12/13 at PIT 5, CBJ 3	1/11 at CBJ 6, PIT 1	10/21 at PIT 5, CBJ 3	DID NOT PLAY	2/6 at PIT 4, CBJ 1	10/30 PIT 4, at CBJ 3 SO	12/4 PIT 7, at CBJ 2	2/26 at PIT 4, CBJ 2	DID NOT PLAY
2/17 PIT 3, at CBJ 2 OT	3/11 CBJ 4, at PIT 2						3/12 at CBJ 4, PIT 3 SO		2/8 CBJ 4, at PIT 1		
2013-14 (0-5-0)	2014-15 (3-1-0)	2015-16 (2-2-0)									
11/1 at PIT 4, CBJ 2	12/13 at CBJ 4, PIT 3 SO	11/13 CBJ 2, at PIT 1									
11/2 PIT 3, at CBJ 0	2/19 CBJ 2, at PIT 1	11/27 at CBJ 2, PIT 1 OT									
12/9 at PIT 2, CBJ 1	3/1 at PIT 5, CBJ 3	12/21 at PIT 5, CBJ 2									
12/29 PIT 5, at CBJ 3	4/4 at CBJ 5, PIT 3	3/11 PIT 3, at CBJ 2									
3/28 PIT 2, at CBJ 1											

SHUTOUTS

CBJ	0	None
PIT	1	11/2/13, Zatkoff 19 saves (0-3 at CBJ)

HAT TRICKS

CBJ	1	4/4/15, Foligno against Fleury (2) and 1 EN (5-3 W at CBJ)
PIT	1	12/29/13, Neal against McElhinney (3) (3-5 L at CBJ)

PENALTY SHOTS

CBJ	1	12/13/14, Jenner goal against Greiss (4-3 SOW at CBJ)
PIT	1	10/21/06, Staal goal against Norrena (3-5 L at PIT)



ST. LOUIS BLUES

@StLouisBlues

Scottrade Center / 1401 Clark Ave. at Brett Hull Way / St. Louis, MO 63103
 stlouisblues.com / p: 314.622.2500 / f: 314.622.2582



VLADIMIR TARASENKO

DIRECTORY

First Season: 1967-68
Home Ice: Scottrade Center
Capacity: 19,150 (opened in 1994)
Playoff Appearances: 40 (most recent, 2015-16)
Stanley Cup Titles: None
Chairman and Governor: Tom Stillman
President & General Manager: Doug Armstrong
Head Coach: Ken Hitchcock
Associate Coach: Mike Yeo
Assistant Coaches: Ray Bennett, Rick Wilson
Public Relations Contact: Mike Caruso

TV Play-By-Play: John Kelly
TV Color Analyst: Darren Pang / Bernie Federko
Radio Play-By-Play: Chris Kerber
Radio Color Analyst: Kelly Chase

2016-17 SCHEDULE

DATE	HOME/AWAY	START (ET)
Nov. 5, 2016	at STL	7:00 PM
Nov. 12, 2016	at CBJ	7:00 PM

2015-16 SEASON

Record: 49-24-9, 107 pts.
Home: 24-13-4, 52 pts.
Away: 25-11-5, 55 pts.
Playoffs: Lost 4-2 (SJS) in West Finals

LEADERS

Points: Vladimir Tarasenko, 74
Goals: Vladimir Tarasenko, 40
Assists: Paul Stastny, 39
+/-: Colton Parayko, 28
Def. Points: Kevin Shattenkirk, 44
Goaltending: Jake Allen, 26-15-3, 2.35 GAA

2015-16 RESULTS (1-1-0)

DATE	RESULT	ATTN	W/L GOALTENDERS	GW GOAL
Nov. 17, 2015	at CBJ 3, STL 1	12,161	Sergei Bobrovsky / Brian Elliot	Brandon Saad
Nov. 28, 2015	at STL 3, CBJ 1	19,227	Jake Allen / Sergei Bobrovsky	Scottie Upshall

GOALS BY PERIOD	1ST					2ND					3RD					OT					TOTAL				
	1ST	2ND	3RD	OT	TOTAL	1ST	2ND	3RD	OT	TOTAL	1ST	2ND	3RD	OT	TOTAL	1ST	2ND	3RD	OT	TOTAL					
Columbus	2	1	1	0	4	16	29	17	0	62	1	1	2	0	4	17	21	14	0	52					
St. Louis	1	1	2	0	4	17	21	14	0	52	1	1	2	0	4	17	21	14	0	52					

POWER PLAY	GOALS				ATTEMPTS				PCT				PENALTY KILLING	KILLS				ATTEMPTS				PCT			
	GOALS	ATTEMPTS	PCT	SHOTS	GOALS	ATTEMPTS	PCT	SHOTS	GOALS	ATTEMPTS	PCT	SHOTS		KILLS	ATTEMPTS	PCT	SHOTS	KILLS	ATTEMPTS	PCT	SHOTS				
Columbus	0	5	0.0	20.0	4	5	80.0	80.0	4	5	80.0	80.0	4	5	80.0	80.0	4	5	80.0	80.0					
St. Louis	1	5	20.0	20.0	5	5	100.0	100.0	1	5	20.0	20.0	5	5	100.0	100.0	5	5	100.0	100.0					

COLUMBUS													ST. LOUIS												
GP	G	A	P	+/-	PIM	PP	SH	GW	EN	S	%	GP	G	A	P	+/-	PIM	PP	SH	GW	EN	S	%		
Brandon Saad	2	2	0	2	2	0	0	0	1	1	7	28.6	Alexander Steen	2	1	1	2	-1	0	0	0	0	1	4	25.0
Ryan Johansen	2	1	1	2	1	0	0	0	0	0	6	16.7	Kevin Shattenkirk	2	1	1	2	1	0	0	0	0	0	2	50.0
Cody Goloubeuf	1	1	0	1	0	0	0	0	0	0	2	50.0	Vladimir Tarasenko	2	1	1	2	-1	0	1	0	0	0	7	14.3
Gregory Campbell	2	0	1	1	1	2	0	0	0	1	0.0	Scottie Upshall	2	1	0	1	0	2	0	0	1	0	4	25.0	
Cam Atkinson	2	0	1	1	0	0	0	0	0	9	0.0	Dmitrij Jaskin	1	0	1	1	0	0	0	0	0	0	1	0.0	

GOALTENDING

COLUMBUS											ST. LOUIS										
GP	MIN	GA	GAA	SO	W	L	OTL	SA	SV%	GP	MIN	GA	GAA	SO	W	L	OTL	SA	SV%		
Sergei Bobrovsky	2	119	3	1.52	0	1	1	0	51	.941	Jake Allen	1	60	1	1.00	0	1	0	24	.958	
											Brian Elliott	1	59	2	2.02	0	0	1	0	37	.946

COLUMBUS VS. ST. LOUIS ALL-TIME

SEASON	W-L-T/O	HOME	AWAY	GF-GA	SF-SA	PP	PK	PIM
2000-01	1-2-2-0	1-0-1-0	0-2-1-0	7-14	110-172	3-of-24	20-of-24	63-63
2001-02	1-3-1-0	1-1-1-0	0-2-0-0	12-16	108-161	3-of-24	13-of-16	54-72
2002-03	2-3-0-0	1-1-0-0	1-2-0-0	12-22	127-159	5-of-26	21-of-28	97-93
2003-04	1-3-0-2	1-1-0-1	0-2-0-1	14-19	162-190	6-of-30	18-of-25	74-84
2005-06	5-2-1	3-1-0	2-1-1	21-19	220-251	5-of-38	48-of-55	190-138
2006-07	4-1-3	1-1-2	3-0-1	29-19	211-211	9-of-37	38-of-45	127-127
2007-08	3-5-0	3-1-0	0-4-0	17-25	218-213	4-of-31	26-of-34	165-153
2008-09	1-4-1	1-2-0	0-2-1	14-23	150-153	3-of-20	27-of-35	105-80
2009-10	3-2-1	2-1-0	1-1-1	15-17	156-181	4-of-31	17-of-25	95-94
2010-11	2-2-2	1-1-1	1-1-1	22-21	167-170	4-of-26	8-of-15	128-166
2011-12	2-4-0	1-2-0	1-2-0	14-17	178-186	4-of-32	19-of-22	104-146
2012-13	1-3-0	1-1-0	0-2-0	7-10	91-99	1-of-11	13-of-16	82-74
2013-14	0-1-1	0-0-1	0-1-0	5-10	57-68	1-of-8	3-of-4	22-30
2014-15	2-0-0	1-0-0	1-0-0	11-3	50-64	1-of-2	8-of-10	21-9
2015-16	1-1-0	1-0-0	0-1-0	4-4	62-52	0-of-5	4-of-5	10-8
TOTAL	29-36-3-11	19-13-2-5	10-23-1-6	204-239	2,067-2,330	53-of-345	283-of-359	1,337-1,337

OVERALL

Current Streak: 0-1-0 since 11/28/15
 Last 10 Games: 4-5-1
 Last Win: 11/17/15, 3-1 at CBJ
 Last Regulation Loss: 11/28/15, 1-3 at STL
 Most Lopsided Win: 7, 11/10/10 (8-1 at CBJ)
 Most Lopsided Loss: 6, 10/17/02 (1-7 at STL)
 Last Tie: 10/4/01, 3-3 at CBJ
 Last OT Game: 12/14/13, 3-4 OTL at CBJ
 OT Record (W-L-T): 3-11-3
 Most Goals Scored: 8, 11/10/10 (8-1 W at CBJ)
 Most Goals Allowed: 7, 10/17/02 (1-7 L at STL)
 Most Goals, Both Teams: 10, 2x (12/18/11 most recent, 4-6 L at STL)
 Longest Win Streak: 4, 3/25/07 - 11/4/07
 Longest Pts. Streak: 8, 1/20/06 - 1/9/07 (5-0-0-3)
 Longest Pointless Streak: 5, 2/17/08 - 2/3/09
 Longest Winless Streak: 6, 12/28/02 - 1/15/04 (0-4-0-2)

AT CBJ

3-0-1 since 4/12/13
 4-4-2
 11/17/15, 3-1
 1/31/13, 1-4
 7, 11/10/10 (8-1)
 5, 2x (4/3/11 most recent, 1-6)
 10/4/01, 3-3
 12/14/13, 3-4 OTL
 2-5-2
 8, 11/10/10 (8-1 W)
 6, 2x (4/3/11 most recent, 1-6 L)
 10, 1/11/08 (6-4 W)
 4, 3/25/07 - 1/11/08
 4, 4x, 4/12/13 - current, most recent (3-0-0-1)
 2, 3x, 3/11/12 - 1/31/13, most recent
 3, 3x, 3/9/11 - 11/27/11, most recent (0-2-0-1)

AT STL

0-1-0 since 11/28/15
 3-6-1
 3/28/15, 4-2
 11/28/15, 1-3
 4, 12/9/06 (5-1)
 6, 10/17/02 (1-7)
 2/1/01, 2-2
 3/7/11, 4-5 SOL
 1-6-1
 5, 4x (3/31/12 most recent, 5-2 W)
 7, 10/17/02 (1-7 L)
 10, 12/18/11 (4-6 L)
 3, 3/31/06 - 12/9/06
 6, 3/13/06 - 3/27/07 (4-0-0-2)
 5, 11/16/07 - 1/3/09
 8, 11/16/07 - 1/12/10 (0-7-0-1)

ALL-TIME RESULTS

2000-01	(1-2-2-0)	2001-02	(1-3-1-0)	2002-03	(2-3-0-0)	2003-04	(1-3-0-2)	2005-06	(5-2-1)	2006-07	(4-1-3)
12/26	at STL 5, CBJ 0	10/4	at CBJ 3, STL 3 OT	10/17	at STL 7, CBJ 1	12/12	STL 3, at CBJ 2 OT	11/9	at CBJ 3, STL 1	11/9	CBJ 4, at STL 2
2/1	CBJ 2, at STL 2 OT	11/13	at CBJ 3, STL 2 OT	11/7	CBJ 5, at STL 2	12/16	at STL 2, CBJ 1 OT	11/16	STL 2, at CBJ 0	11/22	STL 4, at CBJ 3 SO
2/6	at CBJ 2, STL 2 OT	11/29	STL 3, at CBJ 1	11/20	at CBJ 3, STL 2	12/29	STL 3, at CBJ 2	11/26	CBJ 4, at STL 3	12/9	CBJ 5, at STL 1
4/1	at CBJ 2, STL 1	12/1	at STL 4, CBJ 3	12/28	STL 6, at CBJ 1	1/15	at STL 5, CBJ 3	12/1	at STL 4, CBJ 1	1/9	STL 4, at CBJ 3 SO
4/5	at STL 4, CBJ 1	1/3	at STL 4, CBJ 2	12/29	at STL 5, CBJ 2	1/21	at CBJ 3, STL 1	1/20	at CBJ 4, STL 3 SO	2/14	STL 4, at CBJ 2
						3/13	at STL 5, CBJ 3	3/13	at STL 3, CBJ 2 OT	2/20	at STL 5, CBJ 4 SO
								3/31	CBJ 4, at STL 2	3/25	at CBJ 4, STL 1
								4/13	at CBJ 4, STL 1	3/27	CBJ 4, at STL 1
2007-08	(3-5-0)	2008-09	(1-4-1)	2009-10	(3-2-1)	2010-11	(2-2-2)	2011-12	(2-4-0)	2012-13	(1-3-0)
10/25	at CBJ 3, STL 0	1/3	at STL 5, CBJ 2	11/30	at CBJ 5, STL 2	11/10	at CBJ 8, STL 1	11/27	STL 2, at CBJ 1	1/31	STL 4, at CBJ 1
11/4	at CBJ 3, STL 0	2/3	STL 4, at CBJ 2	1/12	at STL 4, CBJ 1	12/9	at STL 4, CBJ 1	12/18	at STL 6, CBJ 4	2/23	at STL 2, CBJ 1
11/16	at STL 3, CBJ 2	2/18	at CBJ 4, STL 3	1/18	at CBJ 4, STL 2	1/22	CBJ 5, at STL 2	2/14	at CBJ 2, STL 1	4/5	at STL 3, CBJ 1
1/8	at STL 6, CBJ 1	3/28	at STL 4, CBJ 3 SO	1/30	CBJ 3, at STL 2 OT	3/7	at STL 5, CBJ 4 SO	3/10	at STL 4, CBJ 1	4/12	at CBJ 4, STL 1
1/11	at CBJ 6, STL 4	3/29	STL 5, at CBJ 2	3/13	STL 5, at CBJ 1	3/9	STL 4, at CBJ 3 OT	3/11	STL 2, at CBJ 1		
2/17	at STL 5, CBJ 1	4/10	at STL 3, CBJ 1	4/5	at STL 2, CBJ 1 OT	4/3	STL 6, at CBJ 1	3/31	CBJ 5, at STL 2		
4/5	at STL 3, CBJ 0										
4/6	STL 4, at CBJ 1										
2013-14	(0-1-1)	2014-15	(2-0-0)	2015-16	(1-1-0)						
12/14	STL 4, at CBJ 3 OT	2/6	at CBJ 7, STL 1	11/17	at CBJ 3, STL 1						
1/4	at STL 6, CBJ 2	3/28	CBJ 4, at STL 2	11/28	at STL 3, CBJ 1						

SHUTOUTS

CBJ	2	10/25/07, Leclaire 36 saves (3-0 at CBJ); 11/4/07, Leclaire 21 saves (3-0 at CBJ)
STL	3	12/26/00, Johnson 24 saves (0-5 at STL); 11/16/05, Sanford 36 saves (0-2 at CBJ); 4/5/08, Legace 25 saves (0-3 at STL)

HAT TRICKS

CBJ	1	11/30/09, Umberger against Mason (2) and 1 EN (5-2 W at CBJ)
STL	0	None

PENALTY SHOTS

CBJ	0	None
STL	1	12/16/03, Demitra unsuccessful against Denis (1-2 OTL at STL)



SAN JOSE SHARKS

@SanJoseSharks

SAP Center at San Jose / 525 W. Santa Clara St. / San Jose, CA 95113
 sanjosharks.com / p: 408.287.7070 / f: 408.999.5797



JOE PAVELSKI

DIRECTORY

First Season: 1991-92
Home Ice: SAP Center at San Jose
Capacity: 17,562 (opened in 1993)
Playoff Appearances: 18 (most recent, 2015-16)
Stanley Cup Titles: None
General Manager: Doug Wilson
Head Coach: Peter DeBoer
Assistant Coaches:
 Bob Boughner, Johan Hedberg, Steve Spott
Public Relations Contact: Scott Emmert

TV Play-By-Play: Randy Hahn
TV Color Analyst: Jamie Baker
Radio Play-By-Play: Dan Rusanowsky
Radio Color Analyst: Bret Hedican

2016-17 SCHEDULE

DATE	HOME/AWAY	START (ET)
Oct. 15, 2016	at CBJ	7:00 PM
Oct. 27, 2016	at SJS	10:30 PM

2015-16 SEASON

Record: 46-30-6, 98 pts.
Home: 18-20-3, 39 pts.
Away: 28-10-3, 59 pts.
Playoffs: Lost 4-2 (PIT) in Stanley Cup Final

LEADERS

Points: Joe Thornton, 82
Goals: Joe Pavelski, 38
Assists: Joe Thornton, 63
+/-: Joe Thornton & Joe Pavelski, 25
Def. Points: Brent Burns, 75
Goaltending: Martin Jones 37-23-4, 2.27 GAA

2015-16 RESULTS (1-1-0)

DATE	RESULT	ATTN	W/L GOALTENDERS	GW GOAL
Nov. 3, 2015	CBJ 5, at SJS 2	15,491	Sergei Bobrovsky / Martin Jones	Boone Jenner
Nov. 22, 2015	SJS 5, at CBJ 3	13,397	Alex Stalock / Sergei Bobrovsky	Brenden Dillon

GOALS BY PERIOD	1ST	2ND	3RD	OT	TOTAL	SHOTS BY PERIOD	1ST	2ND	3RD	OT	TOTAL
Columbus	1	5	2	0	8	Columbus	18	27	10	0	55
San Jose	2	1	4	0	7	San Jose	20	22	30	0	72

POWER PLAY	GOALS	ATTEMPTS	PCT	PENALTY KILLING	KILLS	ATTEMPTS	PCT
Columbus	1	5	20.0	Columbus	8	9	88.9
San Jose	1	9	11.1	San Jose	4	5	80.0

COLUMBUS	GP	G	A	P	+/-	PIM	PP	SH	GW	EN	S	%	SAN JOSE	GP	G	A	P	+/-	PIM	PP	SH	GW	EN	S	%
Brandon Saad	2	1	2	3	0	0	1	0	0	0	6	16.7	Joe Pavelski	2	4	0	4	1	0	0	0	0	1	11	36.4
Scott Hartnell	2	1	2	3	1	12	0	0	0	0	6	16.7	Patrick Marleau	2	1	1	2	-2	0	0	0	0	0	7	14.3
Ryan Johansen	2	1	2	3	2	0	0	0	0	0	5	20.0	Joonas Donskoi	2	0	2	2	-1	0	0	0	0	0	4	0.0
Boone Jenner	2	2	0	2	0	0	0	0	1	0	7	28.6	Joel Ward	2	0	2	2	-1	0	0	0	0	0	2	0.0
Ryan Murray	2	1	1	2	2	0	0	0	0	0	1	100.0	Justin Braun	2	0	2	2	1	2	0	0	0	0	3	0.0

GOALTENDING

COLUMBUS	GP	MIN	GA	GAA	SO	W	L	OTL	SA	SV%	SAN JOSE	GP	MIN	GA	GAA	SO	W	L	OTL	SA	SV%
Sergei Bobrovsky	2	120	6	3.00	0	1	1	0	71	.915	Alex Stalock	2	78	3	2.30	0	1	0	0	33	.909
											Martin Jones	1	40	4	6.00	0	0	1	0	21	.810

COLUMBUS VS. SAN JOSE ALL-TIME

SEASON	W-L-T/O	HOME	AWAY	GF-GA	SF-SA	PP	PK	PIM
2000-01	1-2-0-1	1-1-0-0	0-1-0-1	9-10	110-125	2-of-23	17-of-20	54-58
2001-02	1-3-0-0	1-1-0-0	0-2-0-0	11-19	109-107	6-of-22	9-of-16	67-69
2002-03	1-3-0-0	1-1-0-0	0-2-0-0	7-14	111-136	3-of-21	16-of-20	105-86
2003-04	1-2-0-1	0-1-0-1	1-1-0-0	6-9	101-153	2-of-17	14-of-15	50-52
2005-06	2-2-0	2-0-0	0-2-0	12-12	106-130	4-of-19	22-of-25	54-46
2006-07	1-3-0	1-1-0	0-2-0	5-11	96-118	3-of-22	20-of-27	72-62
2007-08	1-2-1	1-1-0	0-1-1	7-10	92-90	2-of-14	12-of-15	46-44
2008-09	2-2-0	2-0-0	0-2-0	9-11	116-125	2-of-12	14-of-18	58-46
2009-10	1-2-1	1-0-1	0-2-0	9-10	98-150	2-of-12	15-of-17	61-61
2010-11	2-2-0	0-2-0	2-0-0	10-8	128-130	5-of-19	18-of-22	63-57
2011-12	1-3-0	1-1-0	0-2-0	8-13	115-156	3-of-10	13-of-17	91-91
2012-13	3-0-0	2-0-0	1-0-0	14-5	88-92	3-of-8	4-of-6	26-28
2013-14	0-1-1	0-0-1	0-1-0	5-6	59-74	0-of-7	7-of-8	16-14
2014-15	2-0-0	1-0-0	1-0-0	7-5	56-74	2-of-8	7-of-8	21-21
2015-16	1-1-0	0-1-0	1-0-0	8-7	55-72	1-of-5	8-of-9	41-25
TOTAL	20-28-0-5	14-10-0-3	6-18-0-2	127-150	1,440-1,732	40-of-219	196-of-243	825-760

	OVERALL	AT CBJ	AT SJS
Current Streak:	0-1-0 since 11/22/15	0-1-0 since 11/22/15	2-0-0 since 10/23/14
Last 10 Games:	7-2-1	5-4-1	5-5-0
Last Win:	11/3/15, 5-2 at SJS	11/15/14, 2-1	11/3/15, 5-2
Last Regulation Loss:	11/22/15, 3-5 at CBJ	11/22/15, 3-5	2/7/14, 2-3
Most Lopsided Win:	4, 3x (4/9/13 most recent, 4-0 at CBJ)	4, 3x (4/9/13 most recent, 4-0)	3, 2x (11/3/15, 5-2)
Most Lopsided Loss:	8, 3/30/02 (2-10 at SJS)	3, 10/23/06 (0-3)	8, 3/30/02 (2-10)
Last Tie:	None	None	None
Last OT Game:	3/13/14, 3-4 SOL at CBJ	3/13/14, 3-4 SOL	10/9/10, 3-2 OTW
OT Record (W-L-T):	4-5-0	2-3-0	2-2-0
Most Goals Scored:	6, 3x (2/11/13 most recent, 6-2 W at CBJ)	6, 3x (2/11/13 most recent, 6-2 W)	5, 2x (11/3/15 most recent, 5-2 W)
Most Goals Allowed:	10, 3/30/02 (2-10 L at SJS)	5, 3x (11/22/15 most recent, 3-5 L)	10, 3/30/02 (2-10 L)
Most Goals, Both Teams:	12, 3/30/02 (2-10 L at SJS)	9, 2x (2/21/12 most recent, 6-3 W)	12, 3/30/02 (2-10 L)
Longest Win Streak:	4, 2/21/12 - 4/21/13	3, 2/21/12 - 4/9/13	2, 2x 10/23-14 - current, most recent
Longest Pts. Streak:	4, 2x, 3/13/14 - 11/3/15 (3-0-0-1)	5, 2/21/12 -11/15/14 (4-0-0-1)	2, 2x 10/23-14 - current, most recent (2-0-0-0)
Longest Pointless Streak:	4, 2x, 2/9/11 - 1/31/12, most recent	3, 10/8/10 - 1/14/12	6, 2/23/04 - 1/5/08
Longest Winless Streak:	5, 1/5/08 - 12/4/08 (0-4-0-1)	3, 10/8/10 - 1/14/12 (0-3-0-0)	11, 2/23/04 - 3/6/10 (0-10-0-1)

ALL-TIME RESULTS

2000-01 [1-2-0-1]	2001-02 [1-3-0-0]	2002-03 [1-3-0-0]	2003-04 [1-2-0-1]	2005-06 [2-2-0]	2006-07 [1-3-0]
10/25 SJS 3, at CBJ 1	10/27 at SJS 2, CBJ 0	10/25 SJS 5, at CBJ 4	12/31 SJS 1, at CBJ 0	10/12 at SJS 4, CBJ 1	10/23 SJS 3, at CBJ 0
11/9 at CBJ 5, SJS 2	1/24 at CBJ 6, SJS 2	12/6 at SJS 3, CBJ 2	1/8 CBJ 3, at SJS 2 OT	10/21 at CBJ 4, SJS 1	1/6 at SJS 5, CBJ 2
12/14 at SJS 2, CBJ 1	3/30 at SJS 10, CBJ 2	2/12 at CBJ 1, SJS 0	2/14 SJS 2, at CBJ 1 OT	1/5 at SJS 6, CBJ 3	2/16 at CBJ 3, SJS 0
2/20 at SJS 3, CBJ 2 OT	4/10 SJS 5, at CBJ 3	2/21 at SJS 6, CBJ 0	2/23 at SJS 4, CBJ 2	3/28 at CBJ 4, SJS 1	3/16 at SJS 3, CBJ 0
2007-08 [1-2-1]	2008-09 [2-2-0]	2009-10 [1-2-1]	2010-11 [2-2-0]	2011-12 [1-3-0]	2012-13 [3-0-0]
10/27 at CBJ 2, SJS 1	10/14 at SJS 5, CBJ 2	10/8 at SJS 6, CBJ 3	*10/8 SJS 3, at CBJ 2	1/5 at SJS 2, CBJ 1	2/11 at CBJ 6, SJS 2
1/5 at SJS 3, CBJ 2	12/4 at SJS 3, CBJ 2	11/4 SJS 3, at CBJ 2 SO	*10/9 CBJ 3, at SJS 2 OT	1/14 SJS 2, at CBJ 1	4/9 at CBJ 4, SJS 0
2/8 at SJS 2, CBJ 1 OT	12/17 at CBJ 2, SJS 1 OT	2/10 at CBJ 3, SJS 0	11/20 CBJ 3, at SJS 0	1/31 at SJS 6, CBJ 0	4/21 CBJ 4, at SJS 3
2/27 SJS 4, at CBJ 2	2/7 at CBJ 3, SJS 2 OT	3/6 at SJS 2, CBJ 1	2/9 SJS 3, at CBJ 2	2/21 at CBJ 6, SJS 3	
2013-14 [0-1-1]	2014-15 [2-0-0]	2015-16 [1-1-0]			
2/7 at SJS 3, CBJ 2	10/23 CBJ 5, at SJS 4	11/3 CBJ 5, at SJS 2			
3/13 SJS 4 at CBJ 3 SO	11/15 at CBJ 2, SJS 1	11/22 SJS 5, at CBJ 3			

SHUTOUTS

CBJ	5	2/12/03, Denis 38 saves (1-0 at CBJ); 2/16/07, Norrena 29 saves (3-0 at CBJ); 2/10/10, Mason 40 saves (3-0 at CBJ); 11/20/10, Garon 35 saves (3-0 at SJS); 4/9/13, Bobrovsky 30 saves (4-0 at CBJ)
SJ	6	10/27/01, Nabokov 16 saves (0-2 at SJS); 2/21/03, Nabokov 29 saves (0-6 at SJS); 12/31/03, Nabokov 26 saves (0-1 at CBJ); 10/23/06, Toskala 23 saves (0-3 at CBJ); 3/16/07, Toskala 35 saves (0-3 at SJS); 1/31/12, Niemi 30 saves (0-6 at SJS)

HAT TRICKS

CBJ	3	1/24/02, Knutsen against Nabokov (2) and Kiprusoff (1) (6-2 W at CBJ); 11/20/10, Nash against Nittymaki (2) and 1 EN (3-0 W at SJS); 2/21/12, Carter against Niemi (2) and Greiss (1) (6-3 W at CBJ)
SJ	3	1/5/06, Cheechoo against Denis (3) (3-6 L at SJS); 1/6/07, Clowe against Norrena (3) (2-5 L at SJS); 10/8/09, Heatley against Mason (2) and Garon (1) (3-6 L at SJS)

PENALTY SHOTS

CBJ	2	11/9/00, Kron unsuccessful against Shields (5-2 W at CBJ); 2/8/08, Nash unsuccessful against Nabokov (1-2 OTL at SJS)
SJ	2	2/23/04, Cheechoo goal against Leclair (2-4 L at SJS); 10/8/09, Heatley goal against Garon (3-6 L at SJS)



TAMPA BAY LIGHTNING

@TBLighting

Amalie Arena / 401 Channelside Dr. / Tampa, FL 33602
 tampabaylightning.com / p: 813.301.6500 / f: 813.301.1480



STEVEN STAMKOS

DIRECTORY

First Season: 1992-93
Home Ice: Amalie Arena
Capacity: 19,204 (opened in 1995)
Playoff Appearances: 9 (most recent, 2015-16)
Stanley Cup Titles: 1 (2004)
Chairman and Governor: Jeff Vinik
VP and General Manager: Steve Yzerman
Head Coach: Jon Cooper
Associate Coach: Rick Bowness
Assistant Coaches: Brad Lauer, Todd Richards
Public Relations Contact: Brian Breseman

TV Play-By-Play: Rick Peckham
TV Color Analyst: Brian Engblom
Radio Play-By-Play: Dave Mishkin
Radio Color Analyst: Phil Esposito

2016-17 SCHEDULE

DATE	HOME/AWAY	START (ET)
Nov. 25, 2016	at TBL	7:30 PM
Nov. 29, 2016	at CBJ	7:00 PM
Jan. 13, 2017	at TBL	7:30 PM

2015-16 SEASON

Record: 46-31-5, 97 pts.
Home: 25-13-3, 53 pts.
Away: 21-18-2, 44 pts.
Playoffs: Lost 4-3 (PIT) in East Finals

LEADERS

Points: Nikita Kucherov, 66
Goals: Steven Stamkos, 36
Assists: Victor Hedman, 37
+/-: Victor Hedman, 21
Def. Points: Victor Hedman, 47
Goaltending: Ben Bishop, 35-21-4, 2.06 GAA

2015-16 RESULTS (0-3-0)

DATE	RESULT	ATTN	W/L GOALTENDERS	GW GOAL
Dec. 14, 2015	TBL 2, at CBJ 1	12,494	Ben Bishop / Joonas Korpisalo	Brian Boyle
Dec. 26, 2015	at TBL 5, CBJ 2	19,092	Ben Bishop / Joonas Korpisalo	Steven Stamkos
Mar. 13, 2016	TBL 4, at CBJ 0	14,701	Ben Bishop / Sergei Bobrovsky	Steven Stamkos

GOALS BY PERIOD	1ST	2ND	3RD	OT	TOTAL	SHOTS BY PERIOD	1ST	2ND	3RD	OT	TOTAL
Columbus	1	2	0	0	3	Columbus	27	32	36	0	95
Tampa Bay	1	5	5	0	11	Tampa Bay	34	35	22	0	91

POWER PLAY	GOALS	ATTEMPTS	PCT	PENALTY KILLING	KILLS	ATTEMPTS	PCT
Columbus	0	10	0.0	Columbus	10	13	76.9
Tampa Bay	3	13	23.1	Tampa Bay	10	10	100.0

COLUMBUS	GP	G	A	P	+/-	PIM	PP	SH	GW	EN	S	%	TAMPA BAY	GP	G	A	P	+/-	PIM	PP	SH	GW	EN	S	%
Brandon Dubinsky	3	1	0	1	-1	2	0	0	0	0	7	14.3	Steven Stamkos	3	4	2	6	2	2	2	1	2	0	10	40.0
Rene Bourque	2	1	0	1	1	10	0	0	0	0	9	11.1	Jonathan Marchessault	2	1	2	3	-1	0	0	0	0	0	4	25.0
Scott Hartnell	3	1	0	1	-3	24	0	0	0	0	7	14.3	Nikita Kucherov	3	0	3	3	0	2	0	0	0	0	8	0.0
Matt Calvert	3	0	1	1	1	2	0	0	0	0	3	0.0	Ondrej Palat	1	1	1	2	3	0	0	1	0	0	4	25.0
Brandon Saad	3	0	1	1	-3	0	0	0	0	0	4	0.0	Mike Blunden	3	1	1	2	2	2	0	0	0	0	3	33.3

GOALTENDING

COLUMBUS	GP	MIN	GA	GAA	SO	W	L	OTL	SA	SV%	TAMPA BAY	GP	MIN	GA	GAA	SO	W	L	OTL	SA	SV%			
Curtis McElhinney	1	20	1	3.00	0	0	0	0	7	.857	Ben Bishop	3	180	3	1.00	1	3	0	0	95	.968			
Joonas Korpisalo	2	98	6	3.66	0	0	2	0	47	.872														
Sergei Bobrovsky	1	60	4	4.01	0	0	1	0	37	.892														

COLUMBUS VS. TAMPA BAY ALL-TIME

SEASON	W-L-T/O	HOME	AWAY	GF-GA	SF-SA	PP	PK	PIM
2000-01	1-1-0-0	1-0-0-0	0-1-0-0	4-5	52-60	1-of-12	9-of-12	28-24
2001-02	0-1-0-0	0-0-0-0	0-1-0-0	0-1	27-24	0-of-1	3-of-3	16-2
2002-03	0-0-1-0	0-0-1-0	0-0-0-0	2-2	26-27	1-of-8	5-of-6	12-16
2003-04	1-1-0-0	0-1-0-0	1-0-0-0	2-1	35-65	0-of-5	3-of-3	8-12
2005-06	0-1-0	0-0-0	0-1-0	2-4	24-39	1-of-3	6-of-6	12-6
2006-07	DID NOT PLAY							
2007-08	1-0-0	1-0-0	0-0-0	5-3	25-27	1-of-4	7-of-7	24-18
2008-09	0-0-1	0-0-0	0-0-1	1-2	34-17	0-of-3	0-of-1	2-6
2009-10	1-0-0	1-0-0	0-0-0	3-2	25-18	1-of-6	3-of-4	18-22
2010-11	0-0-1	0-0-0	0-0-1	2-2	30-22	0-of-4	3-of-4	8-6
2011-12	0-2-0	0-1-0	0-1-0	4-7	52-59	1-of-7	6-of-7	14-14
2012-13	DID NOT PLAY							
2013-14	2-1-0	2-0-0	0-1-0	6-5	87-76	3-of-10	7-of-9	20-22
2014-15	1-2-0	0-1-0	1-1-0	8-11	87-106	4-of-12	7-of-9	30-32
2015-16	0-3-0	0-2-0	0-1-0	3-11	95-91	0-of-10	10-of-13	71-36
TOTAL	7-12-1-2	5-5-1-0	2-7-0-2	42-56	599-631	13-of-85	69-of-84	263-216

	OVERALL	AT CBJ	AT TBL
Current Streak:	0-4-0 since 1/31/15	0-3-0 since 11/8/14	0-2-0 since 1/31/15
Last 10 Games:	3-7-0	4-5-1	2-6-2
Last Win:	12/6/14, 3-1 at TBL	1/13/14, 3-2	12/6/14, 3-1
Last Regulation Loss:	3/13/16, 0-4 at CBJ	3/13/16, 0-4	12/26/15, 2-5
Most Lopsided Win:	2, 4x (12/6/14 most recent, 3-1 at TBL)	2, 2x (3/9/08 most recent, 5-3)	2, 2x (12/6/14 most recent, 3-1)
Most Lopsided Loss:	4, 3/13/16, 0-4 at CBJ	4, 3/13/16, (0-4)	3, 2x (12/26/15, most recent, 2-5)
Last Tie:	10/23/02, 2-2 at CBJ	10/23/02, 2-2	None
Last OT Game:	1/18/11, 2-3 SOL at TBL	10/23/02, 2-2 T	1/18/11, 2-3 SOL
OT Record (W-L-T):	0-2-1	0-0-1	0-2-0
Most Goals Scored:	5, 3/9/08 (5-3 W at CBJ)	5, 3/9/08 (5-3 W)	3, 12/6/14 (3-1 W)
Most Goals Allowed:	7, 11/8/14 (4-7 L at CBJ)	7, 11/8/14 (4-7 L)	5, 12/26/15 (2-5 L)
Most Goals, Both Teams:	11, 11/8/14 (4-7 L at CBJ)	11, 11/8/14 (4-7 L)	7, 12/26/15 (2-5 L)
Longest Win Streak:	2, 12/3/13 - 1/13/14	2, 2x, 12/3/13 - 1/13/14, most recent	1, 2x, 12/6/14, most recent
Longest Pts. Streak:	4, 3/9/08 - 1/18/11 (2-0-0-2)	2, 3x, 12/3/13 - 1/13/14, most recent (2-0-0-0)	2, 3/24/09 - 1/18/11 (0-0-0-2)
Longest Pointless Streak:	4, 1/31/15- current	3, 11/8/14 - current	2, 3x, 1/31/15 - current
Longest Winless Streak:	4, 2x, 1/31/15 - current (0-4-0-0)	3, 11/8/14 - current (0-3-0-0)	5, 1/13/06 - 4/11/14 (0-3-0-2)

ALL-TIME RESULTS

2000-01	(1-1-0-0)	2001-02	(0-1-0-0)	2002-03	(0-0-1-0)	2003-04	(1-1-0-0)	2005-06	(0-1-0)	2006-07	(0-0-0)
1/21	at CBJ 3, TBL 1	12/6	at TBL 1, CBJ 0	10/23	at CBJ 2, TBL 2 OT	10/23	TBL 1, at CBJ 0	1/13	at TBL 4, CBJ 2	DID NOT PLAY	
3/10	at TBL 4, TBL 1					1/2	CBJ 2, at TBL 0				
2007-08	(1-0-0)	2008-09	(0-0-1)	2009-10	(1-0-0)	2010-11	(0-0-1)	2011-12	(0-2-0)	2012-13	(0-0-0)
3/9	at CBJ 5, TBL 3	3/24	at TBL 2, CBJ 1 OT	3/30	at CBJ 3, TBL 2	1/18	at TBL 3, CBJ 2 SO	12/17	TBL 3, at CBJ 2	DID NOT PLAY	
								1/24	at TBL 4, CBJ 2		
2013-14	(2-1-0)	2014-15	(1-2-0)	2015-16	(0-3-0)						
12/3	at CBJ 1, TBL 0	11/8	TBL 7, at CBJ 4	12/14	TBL 2, at CBJ 1						
1/13	at CBJ 3, TBL 2	12/6	CBJ 3, at TBL 1	12/26	at TBL 5, CBJ 2						
4/11	at TBL 3, CBJ 2	1/31	at TBL 3, CBJ 1	3/13	TBL 4, at CBJ 0						

SHUTOUTS

CBJ	2	1/2/04, Denis 37 saves (2-0 at TBL); 12/3/13, Bobrovsky/McElhinney 26 saves (1-0 at CBJ)
TBL	3	12/6/01, Khabibulin 27 saves (0-1 at TBL); 10/23/03, Grahame 20 saves (0-1 at CBJ); 3/13/16, Bishop 37 saves (0-4 at CBJ)

HAT TRICKS

CBJ	0	None
TB	0	None

PENALTY SHOTS


CBJ	0	None
TB	2	3/9/08, Lecavalier goal against Leclair (5-3 W at CBJ); 11/8/14, Kucherov unsuccessful against Forsberg (4-7 L at CBJ)



TORONTO MAPLE LEAFS

@MapleLeafs

Air Canada Centre / 40 Bay St. / Toronto, ON M5J 2X2
torontomapleleafs.com / p: 416.815.5700 / f: 416.359.9331



MORGAN RIELLY

DIRECTORY

First Season: 1917-18
Home Ice: Air Canada Centre
Capacity: 18,819 (opened in 1999)
Playoff Appearances: 65 (most recent, 2012-13)
Stanley Cup Titles: 13 (most recent, 1967)
President: Brendan Shanahan
General Manager: Lou Lamoriello
Head Coach: Mike Babcock
Assistant Coaches:
 Jim Hiller, D.J. Smith, Andrew Brewer
Public Relations Contact: Steve Keogh

TV Play-By-Play:

Jim Hughson / Dave Randorf / Paul Romanuk
TV Color Analyst: Greg Millen / Craig Simpson
Radio Play-By-Play: Joe Bowen
Radio Color Analyst: Jim Ralph

2016-17 SCHEDULE

DATE	HOME/AWAY	START (ET)
Feb. 15, 2017	at CBJ	7:00 PM
Mar. 22, 2017	at CBJ	7:00 PM
Apr. 9, 2017	at TOR	6:00 PM

2015-16 SEASON

Record: 29-42-11, 69 pts.
Home: 14-18-9, 37 pts.
Away: 15-24-2, 32 pts.
Playoffs: Did not qualify

LEADERS

Points: Nazem Kadri, 45
Goals: Pierre-Alexandre Parenteau, 20
Assists: Nazem Kadri, 28
+/-: Roman Polak, 8
Def. Points: Morgan Rielly, 36
Goaltending: Jonathan Bernier, 12-21-3, 2.88 GAA

2015-16 RESULTS (2-1-0)

DATE	RESULT	ATTN	W/L GOALTENDERS	GW GOAL
Oct. 16, 2015	TOR 6, at CBJ 3	13,885	James Reimer / Sergei Bobrovsky	Joffrey Lupul
Jan. 13, 2016	CBJ 3, at TOR 1	18,903	Joonas Korpisalo / James Reimer	Alexander Wennberg
Apr. 6, 2016	CBJ 5, at TOR 1	18,837	Sergei Bobrovsky / Garret Sparks	Brandon Dubinsky

GOALS BY PERIOD	1ST	2ND	3RD	OT	TOTAL	SHOTS BY PERIOD	1ST	2ND	3RD	OT	TOTAL
Columbus	2	4	5	0	11	Columbus	20	33	28	0	81
Toronto	0	4	4	0	8	Toronto	30	38	35	0	103

POWER PLAY	GOALS	ATTEMPTS	PCT	PENALTY KILLING	KILLS	ATTEMPTS	PCT
Columbus	2	8	25.0	Columbus	6	6	100.0
Toronto	0	6	0.0	Toronto	6	8	75.0

COLUMBUS	GP	G	A	P	+/-	PIM	PP	SH	GW	EN	S	%	TORONTO	GP	G	A	P	+/-	PIM	PP	SH	GW	EN	S	%
Brandon Dubinsky	3	3	1	4	-1	0	1	0	1	1	9	33.3	Morgan Rielly	3	1	3	4	1	0	0	1	0	0	10	10.0
Boone Jenner	3	2	1	3	-1	4	0	0	0	0	4	50.0	Leo Komarov	2	2	1	3	4	2	0	0	0	1	4	50.0
Matt Calvert	2	1	2	3	2	0	0	0	0	0	4	25.0	Daniel Winnik	2	0	3	3	0	0	0	0	0	0	1	0.0
Brandon Saad	3	1	2	3	0	0	0	0	0	0	8	12.5	Joffrey Lupul	2	1	1	2	1	0	0	0	1	0	4	25.0
Scott Hartnell	3	1	2	3	0	4	1	0	0	0	4	25.0	Brad Boyes	3	1	1	2	0	0	0	0	0	0	5	20.0

GOALTENDING

COLUMBUS	GP	MIN	GA	GAA	SO	W	L	OTL	SA	SV%	TORONTO	GP	MIN	GA	GAA	SO	W	L	OTL	SA	SV%
Joonas Korpisalo	1	60	1	1.00	0	1	0	0	42	.976	James Reimer	2	118	5	2.54	0	1	1	0	48	.896
Sergei Bobrovsky	2	119	6	3.04	0	1	1	0	60	.900	Garret Sparks	1	60	5	5.03	0	0	1	0	32	.844

COLUMBUS VS. TORONTO ALL-TIME

SEASON	W-L-T/O	HOME	AWAY	GF-GA	SF-SA	PP	PK	PIM
2000-01	0-0-1-0	0-0-0-0	0-0-1-0	2-2	24-29	0-of-4	5-of-6	19-15
2001-02	0-1-0-0	0-0-0-0	0-1-0-0	1-4	30-34	0-of-3	5-of-5	22-18
2002-03	1-0-0-0	1-0-0-0	0-0-0-0	4-3	32-32	2-of-9	4-of-5	22-40
2003-04	0-1-0-0	0-0-0-0	0-1-0-0	1-4	19-28	0-of-3	3-of-5	12-8
2005-06	DID NOT PLAY							
2006-07	0-1-0	0-1-0	0-0-0	2-4	25-27	0-of-7	3-of-4	10-16
2007-08	0-1-0	0-0-0	0-1-0	1-3	27-25	0-of-4	4-of-5	10-8
2008-09	1-0-0	0-0-0	1-0-0	3-3	34-35	0-of-2	4-of-5	15-9
2009-10	0-1-0	0-1-0	0-0-0	3-6	36-25	2-of-5	3-of-3	13-17
2010-11	1-0-0	0-0-0	1-0-0	3-2	32-22	1-of-2	0-of-1	2-4
2011-12	0-1-0	0-1-0	0-0-0	1-4	39-18	0-of-4	2-of-2	4-8
2012-13	DID NOT PLAY							
2013-14	3-0-0	1-0-0	2-0-0	13-3	91-72	3-of-11	6-of-6	26-36
2014-15	1-2-0	1-1-0	0-1-0	8-9	82-94	3-of-8	7-of-10	16-16
2015-16	2-1-0	0-1-0	2-0-0	11-8	81-103	2-of-8	6-of-6	14-18
TOTAL	9-9-1-0	3-5-0-0	6-4-1-0	53-55	552-544	13-of-70	52-of-63	185-213

	OVERALL	AT CBJ	AT TOR
Current Streak:	2-0-0 since 1/13/16	0-1-0 since 10/16/15	2-0-0 since 1/13/16
Last 10 Games:	6-4-0	3-5-0	6-4-0
Last Win:	4/6/16, 5-1 at TOR	4/8/15, 5-0	4/6/16, 5-1
Last Regulation Loss:	10/16/15, 3-6 at CBJ	10/16/15, 3-6	1/9/15, 2-5
Most Lopsided Win:	6, 11/25/13 (6-0 at TOR)	5, 4/8/15 (5-0)	6, 11/25/13 (6-0)
Most Lopsided Loss:	3, 7x (10/16/15, most recent, 3-6 at CBJ)	3, 4x (10/16/15, most recent, 3-6)	3, 3x (1/9/15 most recent, 2-5)
Last Tie:	2/14/01, 2-2 at TOR	None	2/14/01, 2-2
Last OT Game:	2/19/09, 4-3 SOW at TOR	3/20/03, 4-3 OTW	2/19/09, 4-3 SOW
OT Record (W-L-T):	2-0-1	1-0-0	1-0-1
Most Goals Scored:	6, 11/25/13, 6-0 W at TOR	5, 2x (4/8/15 most recent, 5-0 W)	6, 11/25/13 (6-0 W)
Most Goals Allowed:	6, 2x, 10/16/15, most recent, (3-6 L at CBJ)	6, 2x, 10/16/15, most recent, (3-6 L)	5, 1/9/15 (2-5 L)
Most Goals, Both Teams:	9, 2x, 10/16/15, most recent, (3-6 L at CBJ)	9, 2x, 10/16/15, most recent, (3-6 L)	7, 2x (1/9/15 most recent, 2-5 L)
Longest Win Streak:	3, 10/25/13 - 3/3/14	1, 3x, 4/8/15, most recent	4, 2/19/09 - 3/3/14
Longest Pts. Streak:	3, 10/25/13 - 3/3/14 (3-0-0-0)	1, 3x, 4/8/15, most recent (1-0-0-0)	4, 2/19/09 - 3/3/14 (4-0-0-0)
Longest Losing Streak:	3, 2/12/04 - 2/19/08	3, 10/20/06 - 11/3/11	3, 4/8/02 - 2/19/08
Longest Pointless Streak:	3, 2/12/04 - 2/19/08 (0-3-0-0)	3, 10/20/06 - 11/3/11 (0-3-0-0)	4, 2/14/01 - 2/19/08 (0-3-1-0)

ALL-TIME RESULTS

2000-01	[0-0-1-0]	2001-02	[0-1-0-0]	2002-03	[1-0-0-0]	2003-04	[0-1-0-0]	2005-06	[0-0-0]	2006-07	[0-1-0]
2/14	CBJ 2, at TOR 2 OT	4/8	at TOR 4, CBJ 1	3/20	at CBJ 4, TOR 3 OT	2/12	at TOR 4, CBJ 1	DID NOT PLAY		10/20	TOR 4, at CBJ 2
2007-08	[0-1-0]	2008-09	[1-0-0]	2009-10	[0-1-0]	2010-11	[1-0-0]	2011-12	[0-1-0]	2012-13	[0-0-0]
2/19	at TOR 3, CBJ 1	2/19	CBJ 4, at TOR 3 SO	12/3	TOR 6, at CBJ 3	12/30	CBJ 3, at TOR 2	11/3	TOR 4, at CBJ 1	DID NOT PLAY	
2013-14	[3-0-0]	2014-15	[1-2-0]	2015-16	[2-1-0]						
10/25	at CBJ 5, TOR 2	10/31	TOR 4, at CBJ 1	10/16	TOR 6, at CBJ 3						
11/25	CBJ 6, at TOR 0	1/9	at TOR 5, CBJ 2	1/13	CBJ 3, at TOR 1						
3/3	CBJ 2, at TOR 1	4/8	at CBJ 5, TOR 0	4/6	CBJ 5, at TOR 1						

SHUTOUTS

CBJ	2	11/25/13, Bobrovsky 18 saves (6-0 at TOR); 4/8/15, Bobrovsky 35 Saves (5-0 at CBJ)
TOR	0	None

HAT TRICKS

CBJ	1	10/27/02, Wright against Kidd (3) (4-3 OTW at CBJ)
TOR	0	None

PENALTY SHOTS

CBJ	0	None
TOR	0	None



VANCOUVER CANUCKS

@Canucks

Rogers Arena / 800 Griffiths Way / Vancouver, BC V6B 6G1
 vancouvercanucks.com / p: 604.899.4600 / f: 604.899.7401



DANIEL SEDIN

DIRECTORY

First Season: 1970-71
Home Ice: Rogers Arena
Capacity: 18,910 (opened in 1995)
Playoff Appearances: 27 (most recent, 2014-15)
Stanley Cup Titles: None
President: Trevor Linden
General Manager: Jim Benning
Head Coach: Willie Desjardins
Assistant Coaches:
 Doug Lidster, Perry Pearn, Doug Jarvis
Public Relations Contact: Ben Brown

TV Play-By-Play: John Shorthouse
TV Color Analyst: John Garrett
Radio Play-By-Play: Jon Abbott
Radio Color Analyst: Dave Tomlinson

2016-17 SCHEDULE

DATE	HOME/AWAY	START (ET)
Dec. 18, 2016	at VAN	4:00 PM
Feb. 9, 2017	at CBJ	7:00 PM

2015-16 SEASON

Record: 31-38-13, 75 pts.
Home: 15-21-5, 35 pts.
Away: 16-17-8, 40 pts.
Playoffs: Did not qualify

LEADERS

Points: Daniel Sedin, 61
Goals: Daniel Sedin, 28
Assists: Henrik Sedin, 44
+/-: Jannik Hansen, 16
Def. Points: Ben Hutton, 25
Goaltending: Ryan Miller, 17-24-9, 2.70 GAA

2015-16 RESULTS (1-1-0)

DATE	RESULT	ATTN	W/L GOALTENDERS	GWG GOAL
Nov. 10, 2015	VAN 5, at CBJ 3	14,148	Jacob Markstrom / Sergei Bobrovsky	Brandon Sutter
Feb. 4, 2016	CBJ 2, at VAN 1 (SO)	18,199	Joonas Korpisalo / Ryan Miller	Alexander Wennberg

GOALS BY PERIOD	1ST	2ND	3RD	OT	TOTAL	SHOTS BY PERIOD	1ST	2ND	3RD	OT	TOTAL
Columbus	2	0	2	0	4	Columbus	20	29	23	1	73
Vancouver	3	0	3	0	6	Vancouver	23	14	27	4	68

POWER PLAY	GOALS	ATTEMPTS	PCT	PENALTY KILLING	KILLS	ATTEMPTS	PCT
Columbus	3	6	50.0	Columbus	5	6	83.3
Vancouver	1	6	16.7	Vancouver	3	6	50.0

COLUMBUS	GP	G	A	P	+/-	PIM	PP	SH	GW	EN	S	%	VANCOUVER	GP	G	A	P	+/-	PIM	PP	SH	GW	EN	S	%
Cam Atkinson	2	1	1	2	0	2	0	1	0	0	11	9.1	Daniel Sedin	2	1	3	4	3	0	0	0	0	0	4	25.0
Boone Jenner	2	1	1	2	-3	0	1	0	0	0	8	12.5	Jannik Hansen	2	1	3	4	5	0	0	0	0	0	2	50.0
Scott Hartnell	2	1	1	2	-2	0	1	0	0	0	8	12.5	Henrik Sedin	2	2	1	3	3	0	0	0	0	1	3	66.7
Ryan Johansen	1	0	2	2	-2	2	0	0	0	0	2	0.0	Linden Vey	1	1	0	1	0	0	1	0	0	0	4	25.0
Jack Johnson	2	1	0	1	-3	4	1	0	0	0	6	16.7	Brandon Sutter	2	1	0	1	1	2	0	0	1	0	4	25.0

GOALTENDING

COLUMBUS	GP	MIN	GA	GAA	SO	W	L	OTL	SA	SV%	VANCOUVER	GP	MIN	GA	GAA	SO	W	L	OTL	SA	SV%
Joonas Korpisalo	1	65	1	0.92	0	1	0	0	38	.974	Ryan Miller	1	65	1	0.92	0	0	0	1	28	.964
Sergei Bobrovsky	1	59	4	4.10	0	0	1	0	29	.862	Jacob Markstrom	1	60	3	3.00	0	1	0	0	45	.933

COLUMBUS VS. VANCOUVER ALL-TIME

SEASON	W-L-T/O	HOME	AWAY	GF-GA	SF-SA	PP	PK	PIM
2000-01	0-3-1-0	0-1-1-0	0-2-0-0	8-15	114-116	1-of-19	8-of-12	45-47
2001-02	0-3-0-1	0-2-0-0	0-1-0-1	7-15	98-136	1-of-19	13-of-17	70-64
2002-03	2-1-1-0	1-0-1-0	1-1-0-0	14-17	114-133	7-of-26	17-of-22	89-98
2003-04	2-2-0-0	1-1-0-0	1-1-0-0	11-16	100-112	2-of-18	13-of-14	61-71
2005-06	1-3-0	1-1-0	0-2-0	15-20	124-130	8-of-30	17-of-28	84-80
2006-07	2-1-1	1-0-1	1-1-0	7-8	94-147	4-of-21	14-of-18	49-53
2007-08	2-2-0	1-1-0	1-1-0	7-10	116-90	3-of-25	15-of-17	70-86
2008-09	3-1-0	2-0-0	1-1-0	13-12	109-117	3-of-19	12-of-17	90-84
2009-10	1-2-1	0-1-1	1-1-0	14-18	121-133	1-of-16	12-of-15	34-38
2010-11	0-2-2	0-2-0	0-0-2	7-15	128-110	1-of-13	13-of-17	40-32
2011-12	1-3-0	1-1-0	0-2-0	7-12	139-129	1-of-13	10-of-13	30-30
2012-13	1-0-2	1-0-1	0-0-1	3-2	71-107	0-of-7	6-of-6	12-14
2013-14	1-1-0	1-0-0	0-1-0	5-7	45-73	0-of-10	6-of-7	23-29
2014-15	1-1-0	0-1-0	1-0-0	6-7	64-70	1-of-4	4-of-4	13-13
2015-16	1-1-0	0-1-0	1-0-0	4-6	73-68	3-of-6	5-of-6	12-10
TOTAL	18-26-2-7	10-12-2-3	8-14-0-4	128-180	1,510-1,671	36-of-246	165-of-213	722-749

	OVERALL	AT CBJ	AT VAN
Current Streak:	1-0-0 since 2/4/16	0-2-0 since 11/28/14	2-0-0 since 3/19/15
Last 10 Games:	4-4-2	3-5-2	3-4-3
Last Win:	2/4/16, 2-1 SO at VAN	10/20/13, 3-1	2/4/16, 2-1 SO
Last Regulation Loss:	11/10/15, 3-5 at CBJ	11/10/15, 3-5	11/22/13, 2-6
Most Lopsided Win:	4, 3/19/15 (6-2 at VAN)	2, 2x (10/20/13 most recent, 3-1)	4, 3/19/15 (6-2)
Most Lopsided Loss:	5, 3x (11/28/14 most recent, 0-5 at CBJ)	5, 2x (11/28/14 most recent, 0-5)	5, 2/23/03 (2-7)
Last Tie:	2/5/03, 4-4 at CBJ	2/5/03, 4-4	None
Last OT Game:	2/4/16, 2-1 SOW at VAN	3/12/13, 1-2 SOL	2/4/16, 2-1 SOW
OT Record (W-L-T):	7-7-2	3-3-2	4-4-0
Most Goals Scored:	6, 3x (3/19/15 most recent, 6-2 W at VAN)	6, 1/24/06 (6-5 W)	6, 2x (3/19/15 most recent, 6-2 W)
Most Goals Allowed:	7, 4x (12/23/10 most recent, 3-7 L at CBJ)	7, 12/23/10 (3-7 L)	7, 3x (1/5/10 most recent, 3-7 L)
Most Goals, Both Teams:	11, 3x (1/18/09 most recent, 6-5 SOW at VAN)	11, 1/24/06 (6-5 W)	11, 2x (1/18/09 most recent, 6-5 SOW)
Longest Win Streak:	5, 1/15/08 - 1/18/09	3, 1/15/08 - 12/1/08	2, 2x, 3/19/15 - current, most recent
Longest Pts. Streak:	5, 1/15/08 - 1/18/09 (5-0-0-0)	4, 12/13/11 - 10/20/13 (3-0-0-1)	2, 4x, 3/19/15 - current, most recent (2-0-0-0)
Longest Pointless Streak:	3, 3x, 3/27/11 - 11/29/11, most recent	3, 12/23/10 - 10/10/11	3, 2x, 11/4/05 - 11/28/06, most recent
Longest Winless Streak:	9, 1/5/10 - 11/29/11 (0-6-0-3)	5, 2x, 2/12/10 - 10/10/11 most recent (0-4-0-1)	7, 1/5/10 - 11/22/13 (0-4-0-3)

ALL-TIME RESULTS

2000-01 (0-3-1-0)	2001-02 (0-3-0-1)	2002-03 (2-1-1-0)	2003-04 (2-2-0-0)	2005-06 (1-3-0)	2006-07 (2-1-1)
11/19 VAN 6, at CBJ 1	10/30 at VAN 3, CBJ 1	1/10 CBJ 3, at VAN 2	10/13 at CBJ 3, VAN 2	11/4 at VAN 5, CBJ 3	10/6 VAN 3, at CBJ 2 OT
12/16 at VAN 4, CBJ 3	11/6 VAN 3, at CBJ 2	2/5 at CBJ 4, VAN 4 OT	10/28 at VAN 6, CBJ 3	1/24 at CBJ 6, VAN 5	11/28 at VAN 1, CBJ 0
1/6 at VAN 4, CBJ 3	3/14 VAN 5, at CBJ 1	2/23 at VAN 7, CBJ 2	3/6 VAN 4, at CBJ 0	2/6 at VAN 7, CBJ 4	12/22 at CBJ 3, VAN 2
3/21 at CBJ 1, VAN 1 OT	3/28 at VAN 4, CBJ 3 OT	3/6 at CBJ 5, VAN 4 OT	3/21 CBJ 5, at VAN 4	3/17 VAN 3, at CBJ 2	1/30 CBJ 3, at VAN 2 SO
2007-08 (2-2-0)	2008-09 (3-1-0)	2009-10 (1-2-1)	2010-11 (0-2-2)	2011-12 (1-3-0)	2012-13 (1-0-2)
10/21 VAN 4, at CBJ 1	10/21 at CBJ 4, VAN 2	10/5 CBJ 5, at VAN 3	12/15 at VAN 3, CBJ 2 OT	10/10 VAN 3, at CBJ 2	3/7 at CBJ 2, VAN 1 OT
11/29 at VAN 2, CBJ 0	12/1 at CBJ 3, VAN 2	1/5 at VAN 7, CBJ 3	12/23 VAN 7, at CBJ 3	11/29 at VAN 4, CBJ 1	3/12 VAN 2, at CBJ 1 SO
1/15 at CBJ 3, VAN 2	1/18 CBJ 6, at VAN 5 SO	2/12 VAN 4, at CBJ 3	3/1 at VAN 2, CBJ 1 SO	12/13 at CBJ 2, VAN 1 SO	3/26 at VAN 1, CBJ 0 SO
2/29 CBJ 3, at VAN 2 OT	3/1 at VAN 3, CBJ 1	3/2 VAN 4, at CBJ 3 OT	3/27 VAN 4, at CBJ 1	3/17 at VAN 4, CBJ 3	
2013-14 (1-1-0)	2014-15 (1-1-0)	2015-16 (1-1-0)			
10/20 at CBJ 3, VAN 1	11/28 VAN 5, at CBJ 0	11/10 VAN 5, at CBJ 3			
11/22 at VAN 6, CBJ 2	3/19 CBJ 6, at VAN 2	2/4 CBJ 2, at VAN 1 SO			

SHUTOUTS

CBJ	1	3/26/13, Bobrovsky 34 saves (0-1 SO at VAN)
VAN	5	3/6/04, Hedberg 32 saves (0-4 at CBJ); 11/28/06, Luongo 24 saves (0-1 at VAN); 11/29/07, Luongo 26 saves (0-2 at VAN); 3/26/13, Schneider 17 saves (0-1 SO at VAN); 11/28/14, Miller 31 Saves (0-5 at CBJ)

HAT TRICKS

CBJ	0	None
VAN	2	1/5/10, Burrows against Mason (2) and Garon (1) (3-7 L at VAN); 12/15/10, Kesler against Garon (3) (2-3 L at VAN)

PENALTY SHOTS

CBJ	3	3/14/02, Sillinger unsuccessful against Cloutier (1-5 L at CBJ); 2/6/06, Nash unsuccessful against Auld (4-7 L at VAN); 10/10/11, Mayorov unsuccessful against Schneider (2-3 L at CBJ)
VAN	1	11/22/13, Hansen unsuccessful against Bobrovsky (2-6 L at VAN)



WASHINGTON CAPITALS

@washcaps

Verizon Center / 601 F Street NW / Washington, DC 20004
 washingtoncapitals.com / p: 202.266.2200 / f: 202.266.2360



ALEX OVECHKIN

DIRECTORY

First Season: 1974-75
Home Ice: Verizon Center
Capacity: 18,506 (opened in 1997)
Playoff Appearances: 26 (most recent, 2015-16)
Stanley Cup Titles: None
Majority Owner, Chairman and CEO: Ted Leonsis
Sr. VP and General Manager: Brian MacLellan
Head Coach: Barry Trotz
Assistant Coaches:
 Blaine Forsythe, Lane Lambert, Todd Reirden
Public Relations Contact: Sergey Kocharov

TV Play-By-Play: Joe Beninati
TV Color Analyst: Craig Laughlin
Radio Play-By-Play: John Walton
Radio Color Analyst: Ken Sabourin

2016-17 SCHEDULE

DATE	HOME/AWAY	START (ET)
Nov. 15, 2016	at CBJ	7:00 PM
Nov. 20, 2016	at WSH	12:30 PM
Jan. 5, 2017	at WSH	7:00 PM
Mar. 23, 2017	at WSH	7:00 PM
Apr. 2, 2017	at CBJ	6:00 PM

2015-16 SEASON

Record: 56-18-8, 120 pts.
Home: 29-8-4, 62 pts.
Away: 27-10-4, 58 pts.
Playoffs: Lost 4-2 (PIT) in Second Round

LEADERS

Points: Evgeny Kuznetsov, 77
Goals: Alex Ovechkin, 50
Assists: Evgeny Kuznetsov, 57
+/-: Evgeny Kuznetsov, 27
Def. Points: John Carlson, 39
Goaltending: Braden Holtby, 48-9-7, 2.20 GAA

2015-16 RESULTS (1-3-0)

DATE	RESULT	ATTN	W/L GOALTENDERS	GW GOAL
Oct. 30, 2015	at WSH 2, CBJ 1	18,506	Braden Holtby / Sergei Bobrovsky	T.J. Oshie
Jan. 2, 2016	at CBJ 5, WSH 4 (SO)	17,170	Anton Forsberg / Braden Holtby	Ryan Johansen
Jan. 19, 2016	WSH 6, at CBJ 3	12,291	Braden Holtby / Sergei Bobrovsky	Nicklas Backstrom
Mar. 28, 2016	at WSH 4, CBJ 1	18,506	Braden Holtby / Sergei Bobrovsky	Tom Wilson

GOALS BY PERIOD	1ST	2ND	3RD	OT	TOTAL	SHOTS BY PERIOD	1ST	2ND	3RD	OT	TOTAL
Columbus	4	1	4	0	9	Columbus	47	32	36	1	116
Washington	5	5	6	0	16	Washington	35	38	50	6	129

POWER PLAY	GOALS	ATTEMPTS	PCT	PENALTY KILLING	KILLS	ATTEMPTS	PCT
Columbus	3	12	25.0	Columbus	10	15	66.7
Washington	5	15	33.3	Washington	9	12	75.0

COLUMBUS	GP	G	A	P	+/-	PIM	PP	SH	GW	EN	S	%	WASHINGTON	GP	G	A	P	+/-	PIM	PP	SH	GW	EN	S	%	
Jack Johnson	3	2	1	3	-2	0	2	0	0	0	9	22.2	Nicklas Backstrom	4	3	3	6	2	4	1	0	1	1	10	30.0	
Brandon Saad	3	2	0	2	-1	0	0	0	0	0	7	28.6	Evgeny Kuznetsov	4	1	5	6	3	2	0	0	0	0	5	20.0	
Cam Atkinson	4	1	1	2	-1	0	0	0	0	0	8	12.5	Marcus Johansson	4	2	3	5	2	2	0	0	0	0	1	8	25.0
Kerby Rychel	1	1	1	2	1	0	0	0	0	0	4	25.0	Matt Niskanen	4	0	5	5	5	0	0	0	0	0	0	13	0.0
Boone Jenner	4	1	1	2	-2	6	1	0	0	0	15	6.7	T.J. Oshie	4	3	1	4	1	2	2	0	1	0	14	21.4	

GOALTENDING

COLUMBUS	GP	MIN	GA	GAA	SO	W	L	OTL	SA	SV%	WASHINGTON	GP	MIN	GA	GAA	SO	W	L	OTL	SA	SV%		
Anton Forsberg	1	4	0	0.00	0	1	0	0	6	1.000	Braden Holtby	4	245	9	2.21	0	3	0	1	116	.922		
Sergei Bobrovsky	3	176	10	3.41	0	0	3	0	94	.894													
Curtis McElhinney	1	60	4	3.98	0	0	0	0	27	.852													

COLUMBUS VS. WASHINGTON ALL-TIME

SEASON	W-L-T/O	HOME	AWAY	GF-GA	SF-SA	PP	PK	PIM
2000-01	1-0-0-0	1-0-0-0	0-0-0-0	3-1	19-33	1-of-9	6-of-7	34-36
2001-02	0-2-0-0	0-1-0-0	0-1-0-0	5-11	51-66	1-of-9	4-of-5	10-16
2002-03	0-0-1-1	0-0-0-1	0-0-1-0	5-6	57-69	3-of-14	5-of-7	27-39
2003-04	0-1-0-0	0-1-0-0	0-0-0-0	3-5	28-24	1-of-4	1-of-2	4-8
2005-06	0-1-0	0-0-0	0-1-0	2-3	37-19	0-of-9	6-of-8	18-18
2006-07	DID NOT PLAY							
2007-08	0-0-1	0-0-1	0-0-0	3-4	31-37	0-of-4	3-of-3	6-8
2008-09	2-0-0	1-0-0	1-0-0	6-0	54-71	2-of-10	11-of-11	20-20
2009-10	1-1-0	0-1-0	1-0-0	7-7	68-63	2-of-9	9-of-11	34-20
2010-11	0-0-1	0-0-0	0-0-1	3-4	23-33	0-of-2	1-of-1	7-9
2011-12	0-1-0	0-1-0	0-0-0	2-4	37-26	0-of-1	0-of-1	6-6
2012-13	DID NOT PLAY							
2013-14	2-1-1	2-0-0	0-1-1	14-11	130-132	2-of-17	16-of-18	68-56
2014-15	2-2-1	1-1-1	1-1-0	16-19	135-170	4-of-18	16-of-19	93-93
2015-16	1-3-0	1-1-0	0-2-0	9-16	116-129	3-of-12	10-of-15	37-31
TOTAL	9-12-1-5	6-6-0-3	3-6-1-2	78-91	786-872	19-of-108	88-of-108	364-360

	OVERALL	AT CBJ	AT WSH
Current Streak:	0-2-0 since 1/19/16	0-1-0 since 1/19/16	0-2-0 since 10/30/15
Last 10 Games:	4-5-1	5-4-1	3-5-2
Last Win:	1/2/16, 5-4 SO at CBJ	1/2/16, 5-4 SO	12/11/14, 3-2 OT
Last Regulation Loss:	3/28/16, 1-4 at WSH	1/19/16, 3-6	3/28/16, 1-4
Most Lopsided Win:	4, 1/17/14, 5-1 at CBJ	4, 1/17/14, 5-1	3, 1/9/09 (3-0)
Most Lopsided Loss:	3, 5x (3/28/16 most recent, 1-4 at WSH)	3, 2x (1/19/16, most recent, 3-6)	3, 3x (3/28/16 most recent, 1-4)
Last Tie:	1/3/03, 2-2 at WSH	None	1/3/03, 2-2
Last OT Game:	1/2/16, 5-4 SOW at CBJ	1/2/16, 5-4 SOW	12/11/14, 3-2 OTW
OT Record (W-L-T):	3-5-1	1-3-0	2-2-1
Most Goals Scored:	5, 4x (1/2/16, most recent, 5-4 SOW at CBJ)	5, 3x (1/2/16, most recent, 5-4 SOW)	5, 11/1/09 (5-4 OTW)
Most Goals Allowed:	6, 2x, (1/19/16, most recent, 3-6 L at CBJ)	6, 1/19/16 (3-6)	6, 1/9/02 (3-6 L)
Most Goals, Both Teams:	9, 5x (1/19/16, most recent, 3-6 L at CBJ)	9, 3x, (1/19/16, most recent, 3-6 L)	9, 2x (11/1/09 most recent, 5-4 OTW)
Longest Win Streak:	3, 11/29/08 - 11/1/09	2, 1/17/14 - 1/30/14	2, 1/9/09 - 11/1/09
Longest Pts. Streak:	4, 2/5/08 - 11/1/09 (3-0-0-1)	4, 1/17/14 - 1/27/15 (3-0-0-1)	3, 1/9/09 - 3/31/11 (2-0-0-1)
Longest Pointless Streak:	2, 5x, 1/19/16 - current, most recent	2, 4/3/10 - 12/31/11	2, 10/30/15 - current
Longest Winless Streak:	7, 1/9/02 - 2/5/08 (0-4-1-2)	4, 3/23/02 - 2/5/08 (0-2-0-2)	4, 3/31/11 - 11/11/14 (0-2-0-2)

ALL-TIME RESULTS

2000-01 10/27 at CBJ 3, WSH 1	(1-0-0-0)	2001-02 1/9 at WSH 6, CBJ 3 3/23 WSH 5, at CBJ 2	(0-2-0-0)	2002-03 11/5 WSH 4, at CBJ 3 OT 1/3 CBJ 2, at WSH 2 OT	(0-0-1-1)	2003-04 11/29 WSH 5, at CBJ 3	(0-1-0-0)	2005-06 10/5 at WSH 3, CBJ 2	(0-1-0)	2006-07 DID NOT PLAY	(0-0-0)
2007-08 2/5 WSH 4, at CBJ 3 OT	(0-0-1)	2008-09 11/29 at CBJ 3, WSH 0 1/9 CBJ 3, at WSH 0	(2-0-0)	2009-10 11/1 CBJ 5, at WSH 4 OT 4/3 WSH 3, at CBJ 2	(1-1-0)	2010-11 3/31 at WSH 4, CBJ 3 OT	(0-0-1)	2011-12 12/31 WSH 4, at CBJ 2	(0-1-0)	2012-13 DID NOT PLAY	(0-0-0)
2013-14 10/19 at WSH 4, CBJ 1 11/12 at WSH 4, CBJ 3 OT 1/17 at CBJ 5, WSH 1 1/30 at CBJ 5, WSH 2	(2-1-1)	2014-15 11/11 at WSH 4, CBJ 2 12/11 CBJ 3, at WSH 2 OT 12/18 WSH 5, at CBJ 4 OT 1/27 at CBJ 4, WSH 3 3/3 WSH 5, at CBJ 3	(2-2-1)	2015-16 10/30 at WSH 2, CBJ 1 1/2 at CBJ 5, WSH 4 SO 1/19 WSH 6, at CBJ 3 3/28 WSH 4, CBJ 1	(1-3-0)						

SHUTOUTS

CBJ	2	11/29/08, Mason 26 saves (3-0 at CBJ); 1/9/09, Mason 45 saves (3-0 at WSH)
WSH	0	None

HAT TRICKS

CBJ	0	None
WSH	1	11/29/03, Bondra against Denis (2) and Brathwaite (1) (3-5 L at CBJ)

PENALTY SHOTS


CBJ	1	3/3/15, Hartnell unsuccessful against Holtby (3-5 L at CBJ)
WSH	1	1/20/16, Ovechkin unsuccessful against Bobrovsky (3-6 L at CBJ)



WINNIPEG JETS

@NHLJets

MTS Centre / 300 Portage Ave. / Winnipeg, MB R3C 5S4
 winipegjets.com / p: 204.987.7825 / f: 204.926.5555



BLAKE WHEELER

DIRECTORY

First Season: 1999-2000
 (Relocated from Atlanta in 2011)
Home Ice: MTS Centre
Capacity: 15,004 (opened in 2004)
Playoff Appearances: 2, (most recent 2014-15)
Stanley Cup Titles: None
Executive VP & General Manager: Kevin Cheveldayoff
Head Coach: Paul Maurice
Assistant Coaches:
 Charlie Huddy, Jamie Kompon, Tom Woodcroft
Public Relations Contact: Scott Brown

TV Play-By-Play: Dennis Beyak
TV Color Analyst: Shane Hnidy
Radio Play-By-Play: Dennis Beyak / Paul Edmonds
Radio Color Analyst: Brian Munz / Shane Hnidy

2016-17 SCHEDULE

DATE	HOME/AWAY	START (ET)
Dec. 29, 2016	at WPG	8:00 PM
Apr. 6, 2016	at CBJ	7:00 PM

2015-16 SEASON

Record: 35-39-8, 78 pts.
Home: 18-19-4, 40 pts.
Away: 17-20-4, 38 pts.
Playoffs: Did not qualify

LEADERS

Points: Blake Wheeler, 78
Goals: Mark Scheifele, 29
Assists: Blake Wheeler, 52
+/-: Mark Scheifele, 16
Def. Points: Dustin Byfuglien, 53
Goaltending: Connor Hellebuyck, 13-11-1, 2.34 GAA

2015-16 RESULTS (0-2-0)

DATE	RESULT	ATTN	W/L GOALTENDERS	GWG GOAL
Oct. 31, 2015	WPG 3, at CBJ 2	12,860	Ondrej Pavelec / Sergei Bobrovsky	Blake Wheeler
Dec. 10, 2015	at WPG 6, CBJ 4	15,294	Connor Hellebuyck / Curtis McElhinney	Mathieu Perreault

GOALS BY PERIOD	1ST	2ND	3RD	OT	TOTAL	SHOTS BY PERIOD	1ST	2ND	3RD	OT	TOTAL
Columbus	2	1	3	0	6	Columbus	9	17	24	0	50
Winnipeg	6	0	3	0	9	Winnipeg	22	27	13	0	62

POWER PLAY	GOALS	ATTEMPTS	PCT	PENALTY KILLING	KILLS	ATTEMPTS	PCT
Columbus	1	9	11.1	Columbus	4	6	66.7
Winnipeg	2	6	33.3	Winnipeg	8	9	88.9

COLUMBUS	GP	G	A	P	+/-	PIM	PP	SH	GW	EN	S	%	WINNIPEG	GP	G	A	P	+/-	PIM	PP	SH	GW	EN	S	%
Cam Atkinson	2	2	1	3	1	0	0	0	0	0	6	33.3	Bryan Little	2	1	3	4	-1	0	0	0	0	0	5	20.0
Alexander Wennberg	2	0	3	3	-1	0	0	0	0	0	4	0.0	Dustin Byfuglien	2	1	3	4	1	2	1	0	0	0	7	14.3
Scott Hartnell	2	2	0	2	1	2	1	0	0	0	5	40.0	Mathieu Perreault	2	1	3	4	3	0	0	0	1	0	1	100.0
Ryan Murray	2	0	2	2	-2	0	0	0	0	0	1	0.0	Blake Wheeler	2	2	1	3	-1	4	1	0	1	1	5	40.0
David Savard	2	0	2	2	0	0	0	0	0	0	5	0.0	Drew Stafford	2	1	2	3	1	0	0	0	0	0	6	16.7

GOALTENDING

COLUMBUS	GP	MIN	GA	GAA	SO	W	L	OTL	SA	SV%	WINNIPEG	GP	MIN	GA	GAA	SO	W	L	OTL	SA	SV%
Curtis McElhinney	2	96	5	3.12	0	0	1	0	50	.900	Ondrej Pavelec	1	60	2	2.00	0	1	0	0	21	.905
Sergei Bobrovsky	1	20	3	9.00	0	0	1	0	11	.727	Connor Hellebuyck	1	60	4	4.00	0	1	0	0	29	.86

COLUMBUS VS. WINNIPEG ALL-TIME

SEASON	W-L-T/O	HOME	AWAY	GF-GA	SF-SA	PP	PK	PIM
2000-01	1-1-0-0	0-1-0-0	1-0-0-0	4-2	56-60	1-of-8	10-of-10	32-41
2001-02	1-0-0-0	1-0-0-0	0-0-0-0	5-4	31-31	3-of-4	3-of-3	11-13
2002-03	0-2-0-0	0-1-0-0	0-1-0-0	4-6	67-57	1-of-10	10-of-11	32-40
2003-04	1-1-0-0	1-0-0-0	0-1-0-0	5-4	50-41	0-of-12	11-of-13	52-50
2005-06	0-1-0	0-0-0	0-1-0	2-5	28-31	1-of-5	5-of-6	31-19
2006-07	DID NOT PLAY							
2007-08	1-0-0	1-0-0	0-0-0	2-0	28-21	1-of-4	2-of-2	9-13
2008-09	1-0-0	0-0-0	1-0-0	2-0	31-15	0-of-3	2-of-2	11-13
2009-10	2-0-0	1-0-0	1-0-0	6-4	42-64	1-of-6	8-of-10	22-14
2010-11	1-0-0	0-0-0	1-0-0	3-0	42-25	0-of-1	2-of-2	4-2
2011-12	1-0-0	1-0-0	0-0-0	2-1	27-36	0-of-4	5-of-5	15-13
2012-13	DID NOT PLAY							
2013-14	1-1-0	0-1-0	1-0-0	8-6	50-63	0-of-6	7-of-9	50-4
2014-15	0-2-0	0-1-0	0-1-0	2-8	63-61	1-of-9	5-of-7	21-40
2015-16	0-2-0	0-1-0	0-1-0	6-9	50-62	1-of-9	4-of-6	34-30
TOTAL	10-10-0-0	5-5-0-0	5-5-0-0	51-49	565-567	10-of-81	74-of-86	324-292

	OVERALL	AT CBJ	AT WPG/ATL
Current Streak:	0-4-0 since 11/25/14	0-3-0 since 12/16/13	0-2-0 since 1/21/15
Last 10 Games:	5-5-0	5-5-0	5-5-0
Last Win:	1/11/14, 6-3 at WPG	11/12/11, 2-1	1/11/14, 6-3
Last Regulation Loss:	12/10/15, 4-6 at WPG	10/31/15, 2-3	12/10/15, 4-6
Most Lopsided Win:	3, 3x (1/11/14 most recent, 6-3 at WPG)	2, 2x (12/26/07 most recent, 2-0)	3, 3x (1/11/14 most recent, 6-3)
Most Lopsided Loss:	4, 1/21/15 (0-4 at WPG)	2, 11/25/14 (2-4)	4, 1/21/15 (0-4)
Last Tie:	None	None	None
Last OT Game:	4/12/02, 5-4 OTW at CBJ	4/12/02, 5-4 OTW	None
OT Record (W-L-T):	1-0-0	1-0-0	0-0-0
Most Goals Scored:	6, 1/11/14 (6-3 W at WPG)	5, 4/12/02 (5-4 OTW)	6, 1/11/14 (6-3 W)
Most Goals Allowed:	6, 12/10/15 (4-6 L at WPG)	4, 2x (11/25/14 most recent, 2-4)	6, 12/10/15 (4-6 L)
Most Goals, Both Teams:	10, 12/10/15 (4-6 L)	9, 4/12/02 (5-4 OTW)	10, 12/10/15 (4-6 L)
Longest Win Streak:	6, 12/26/07 - 11/12/11	4, 11/7/03 - 11/12/11	4, 11/22/08 - 1/11/14
Longest Pts. Streak:	6, 12/26/07 - 11/12/11 (6-0-0-0)	4, 11/7/03 - 11/12/11 (4-0-0-0)	4, 11/22/08 - 1/11/14 (4-0-0-0)
Longest Pointless Streak:	4, 11/25/14 - current	3, 12/16/13 - current	3, 3/17/03 - 12/9/05
Longest Winless Streak:	4, 11/25/14 - current (0-4-0-0)	3, 12/16/13 - current (0-3-0-0)	3, 3/17/03 - 12/9/05 (0-3-0-0)

ALL-TIME RESULTS

2000-01	(1-1-0-0)	2001-02	(1-0-0-0)	2002-03	(0-2-0-0)	2003-04	(1-1-0-0)	2005-06	(0-1-0)	2006-07	(0-0-0)
12/2	ATL 2, at CBJ 1	4/12	at CBJ 5, ATL 4 OT	3/17	at ATL 3, CBJ 2	10/9	at ATL 2, CBJ 1	12/9	at ATL 5, CBJ 2	DID NOT PLAY	
3/16	CBJ 3, at ATL 0			3/22	ATL 3, at CBJ 2	11/7	at CBJ 4, ATL 2				
2007-08	(1-0-0)	2008-09	(1-0-0)	2009-10	(2-0-0)	2010-11	(1-0-0)	2011-12	(1-0-0)	2012-13	(0-0-0)
12/26	at CBJ 2, ATL 0	11/22	CBJ 2, at ATL 0	11/5	CBJ 4, at ATL 3	11/4	CBJ 3, at ATL 0	11/12	at CBJ 2, WPG 1	DID NOT PLAY	
				3/11	at CBJ 2, ATL 1						
2013-14	(1-1-0)	2014-15	(0-2-0)	2015-16	(0-2-0)						
12/16	WPG 3, at CBJ 2	11/25	WPG 4, at CBJ 2	10/31	WPG 3, at CBJ 2						
1/11	CBJ 6, at WPG 3	1/21	at WPG 4, CBJ 0	12/10	at WPG 6, CBJ 4						

SHUTOUTS

CBJ	4	3/16/01, Tugnutt 34 saves (3-0 at ATL); 12/26/07, Leclaire 21 saves (2-0 at CBJ); 11/22/08, Mason 15 saves (2-0 at ATL); 11/4/10, Garon 25 saves (3-0 at ATL)
WPG	1	1/21/15, Hutchinson 29 Saves (0-4 at WPG)

HAT TRICKS

CBJ	2	3/16/01, Wright against Maracle (2) and 1 EN (3-0 W at ATL); 11/7/03, Vyborny against Dafoe (2) and 1 EN (4-2 W at CBJ)
WPG	1	12/9/05, Petrovicky against Leclaire (2) and 1 EN (2-5 L at ATL)

PENALTY SHOTS

CBJ	1	1/11/14, Jenner goal against Pavelec (6-3 W at WPG)
WPG	1	4/12/02, Hrkac goal against Denis (5-4 OTW at CBJ)

RECORD BOOK



TEAM TOTALS

Games Played:	1,196	Goals:	2,968	Shorthanded Goals:	94	Shootout Wins, Home:	28
Wins:	485	Goals, Home:	1,586	Overtime Games:	261	Shootout Wins, Road:	30
Wins, Home:	283	Goals, Road:	1,382	Overtime Wins:	115	Shootout Losses:	58
Wins, Road:	202	Goals Against:	3,523	Overtime Wins, Home:	61	Shootout Losses, Home:	29
Losses:	565	Goals Against, Home:	1,656	Overtime Wins, Road:	54	Shootout Losses, Road:	29
Losses, Home:	238	Goals Against, Road:	1,867	Overtime Losses:	55	Shootouts For:	74
Losses, Road:	327	Assists:	5,038	Overtime Losses, Home:	30	Shootouts Against:	106
Ties:	33	Scoring Points:	8,006	Overtime Losses, Road:	25		
Ties, Home:	18	Penalty Minutes:	17,237	Shootout Games:	116		
Ties, Road:	15	Power Play Goals:	777	Shootout Wins:	58		

TEAM TOTALS BY SEASON

GOALS SCORED

YEAR	G	AVG.	RANK
2000-01	190	2.32 avg.	26th
2001-02	164	2.00 avg.	30th
2002-03	213	2.60 avg.	16th
2003-04	177	2.16 avg.	29th
2005-06	215	2.62 avg.	28th
2006-07	196	2.39 avg.	28th
2007-08	190	2.32 avg.	29th
2008-09	220	2.68 avg.	21st
2009-10	214	2.61 avg.	20th-T
2010-11	210	2.56 avg.	24th
2011-12	198	2.42 avg.	26th
2012-13	115	2.40 avg.	25th
2013-14	226	2.76 avg.	12th
2014-15	227	2.77 avg.	12th
2015-16	213	2.60 avg.	18th-T

SHOTS

YEAR	SF	AVG.	RANK
2000-01	2,082	25.4 avg.	27th
2001-02	2,046	25.0 avg.	27th
2002-03	2,143	26.1 avg.	27th
2003-04	2,280	27.8 avg.	18th
2005-06	2,250	27.4 avg.	29th
2006-07	2,273	27.7 avg.	25th
2007-08	2,378	29.0 avg.	14th
2008-09	2,370	28.9 avg.	20th-T
2009-10	2,338	28.5 avg.	26th
2010-11	2,506	30.6 avg.	14th
2011-12	2,454	29.9 avg.	14th
2012-13	1,283	26.7 avg.	27th
2013-14	2,431	29.6 avg.	19th
2014-15	2,366	28.9 avg.	24th
2015-16	2,387	29.1 avg.	21st-T

SHUTOUTS

YEAR	SO
2000-01	4
2001-02	3
2002-03	5
2003-04	5
2005-06	1
2006-07	4
2007-08	11
2008-09	11
2009-10	6
2010-11	6
2011-12	2
2012-13	4
2013-14	8
2014-15	2
2015-16	1

GOALS AGAINST

YEAR	GA	AVG.	RANK
2000-01	233	2.84 avg.	19th
2001-02	255	3.11 avg.	28th
2002-03	263	3.21 avg.	29th
2003-04	238	2.90 avg.	24th
2005-06	276	3.37 avg.	26th
2006-07	244	2.98 avg.	16th
2007-08	210	2.56 avg.	8th
2008-09	223	2.72 avg.	9th-T
2009-10	249	3.04 avg.	24th
2010-11	250	3.05 avg.	26th
2011-12	257	3.13 avg.	28th
2012-13	115	2.40 avg.	9th-T
2013-14	214	2.61 avg.	13th
2014-15	248	3.02 avg.	25th
2015-16	248	3.02 avg.	29th

SHOTS AGAINST

YEAR	SA	AVG.	RANK
2000-01	2,475	30.2 avg.	26th
2001-02	2,469	30.1 avg.	25th
2002-03	2,641	32.2 avg.	28th
2003-04	2,623	32.0 avg.	28th
2005-06	2,762	33.7 avg.	28th
2006-07	2,345	28.6 avg.	10th
2007-08	2,247	27.4 avg.	6th-T
2008-09	2,281	27.8 avg.	3rd
2009-10	2,514	30.7 avg.	17th
2010-11	2,447	29.8 avg.	11th
2011-12	2,537	30.9 avg.	25th
2012-13	1,436	26.7 avg.	19th
2013-14	2,524	30.8 avg.	20th
2014-15	2,742	33.4 avg.	28th
2015-16	2,550	31.1 avg.	26th-T

SHUTOUTS AGAINST

YEAR	SO
2000-01	7
2001-02	11
2002-03	9
2003-04	11
2005-06	5
2006-07	16
2007-08	6
2008-09	6
2009-10	4
2010-11	6
2011-12	5
2012-13	5
2013-14	4
2014-15	6
2015-16	5

FACE-OFF PERCENTAGE

YEAR	PCT.	RANK
2000-01	51.2	9th
2001-02	50.1	15th-T
2002-03	48.6	23rd
2003-04	47.8	25th
2005-06	49.4	20th
2006-07	50.2	14th
2007-08	52.3	4th
2008-09	51.2	11th-T
2009-10	51.0	9th
2010-11	51.2	8th-T
2011-12	50.9	9th
2012-13	52.0	4th-T
2013-14	51.6	8th-T
2014-15	49.3	17th
2015-16	49.0	24th

PENALTY MINUTES

YEAR	PIM	AVG.	RANK
2000-01	1,234	15.0 avg.	15th
2001-02	1,198	14.6 avg.	20th
2002-03	1,505	18.4 avg.	2nd
2003-04	1,209	14.7 avg.	17th-T
2005-06	1,396	17.0 avg.	12th
2006-07	1,357	16.5 avg.	28th
2007-08	1,301	16.2 avg.	25th
2008-09	1,207	15.0 avg.	21st
2009-10	1,070	13.2 avg.	18th
2010-11	1,127	13.6 avg.	22nd-T
2011-12	1,053	12.6 avg.	23rd-T
2012-13	605	12.6 avg.	23rd
2013-14	910	11.1 avg.	10th
2014-15	978	11.9 avg.	28th
2015-16	995	12.1 avg.	28th

ALL-TIME STATISTICS

RECORD BY SEASON

YEAR	HOME						ROAD						OVERALL						FINISH
	GP	W	L	T	OTL	PTS	GP	W	L	T	OTL	PTS	GP	W	L	T	OTL	PTS	
2000-01	41	19	15	4	3	45	41	9	24	5	3	26	82	28	39	9	6	71	4th-T Central/13th Western
2001-02	41	14	18	5	4	37	41	8	29	3	1	20	82	22	47	8	5	57	5th Central/15th Western
2002-03	41	20	14	5	2	47	41	9	28	3	1	22	82	29	42	8	3	69	5th Central/15th Western
2003-04	41	17	18	4	2	40	41	8	27	4	2	22	82	25	45	8	4	62	4th Central/14th Western
2005-06	41	23	18	...	0	46	41	12	25	...	4	28	82	35	43	...	4	74	3rd Central/13th Western
2006-07	41	18	19	...	4	40	41	15	23	...	3	33	82	33	42	...	7	73	4th Central/11th Western
2007-08	41	20	14	...	7	47	41	14	22	...	5	33	82	34	36	...	12	80	4th Central/13th Western
2008-09	41	25	13	...	3	53	41	16	18	...	7	39	82	41	31	...	10	92	4th Central/7th Western
2009-10	41	20	12	...	9	49	41	12	23	...	6	30	82	32	35	...	15	79	5th Central/14th Western
2010-11	41	17	19	...	5	39	41	17	16	...	8	42	82	34	35	...	13	81	5th Central/13th Western
2011-12	41	17	21	...	3	37	41	12	25	...	4	28	82	29	46	...	7	65	5th Central/15th Western
2012-13	24	14	5	...	5	33	24	10	12	...	2	22	48	24	17	...	7	55	4th Central/9th Western
2013-14	41	22	15	...	4	48	41	21	17	...	3	45	82	43	32	...	7	93	4th Metropolitan/7th Eastern
2014-15	41	19	20	...	2	40	41	23	15	...	3	49	82	42	35	...	5	89	5th Metropolitan/11th Eastern
2015-16	41	18	17	...	6	42	41	16	23	...	2	34	82	34	40	...	8	76	8th Metropolitan/15th Eastern

ATTENDANCE

YEAR	GP	TOTAL ATTENDANCE	AVERAGE	CAPACITY	% OF CAPACITY	SELLOUTS
2000-01	41	715,513	17,452	18,136	96.2 pct.	26
2001-02	41	743,576	18,136	18,136	100 pct.	41
2002-03	41	727,522	17,744	18,136	97.8 pct.	23
2003-04	41	712,415	17,376	18,136	95.8 pct.	16
2005-06	41	688,655	16,796	18,136	92.6 pct.	9
2006-07	41	672,443	16,401	18,136	90.4 pct.	5
2007-08	41	592,824	14,459	18,144	79.7 pct.	2
2008-09	41	637,334	15,545	18,144	85.7 pct.	7
2009-10	41	632,086	15,417	18,144	85.0 pct.	7
2010-11	40	546,350	13,659	18,144	75.3 pct.	6
2011-12	41	601,071	14,660	18,144	80.8 pct.	4
2012-13	24	349,558	14,564	18,144	80.3 pct.	3
2013-14	41	602,619	14,698	18,144	81.0 pct.	6
2014-15	41	635,973	15,512	18,144	85.5 pct.	4
2015-16	41	601,293	14,666	18,144	80.8 pct.	4

SPECIAL TEAMS BY SEASON

YEAR	POWER PLAY				HOME				ROAD				OVERALL			
	GA	ATT	PCT	RANK	GA	ATT	PCT	RANK	GA	ATT	PCT	RANK	GA	ATT	PCT	RANK
2000-01	37	219	16.9	20th	19	162	11.7	26th	56	381	14.7	22nd				
2001-02	29	188	15.4	20th	21	168	12.5	26th	50	356	14.0	25th				
2002-03	41	216	19.0	7th	30	194	15.5	15th	71	410	17.3	12th				
2003-04	38	227	16.7	17th	20	174	11.5	27th	58	401	14.5	24th				
2005-06	34	236	14.4	30th	30	215	14.0	27th	64	451	14.2	28th				
2006-07	41	224	18.3	16th	24	214	11.2	29th	65	438	14.8	26th				
2007-08	29	176	16.5	19th	24	180	13.3	27th-T	53	356	14.9	26th				
2008-09	23	188	12.2	30th	18	134	13.4	30th	41	322	12.7	30th				
2009-10	27	164	16.5	25th	29	144	20.1	7th	56	308	18.2	14th				
2010-11	21	166	12.6	30th	21	135	15.6	18th	42	301	14.0	29th				
2011-12	28	163	17.2	16th-T	21	154	13.6	23rd	49	317	15.5	24th				
2012-13	14	86	16.3	23rd	8	69	11.6	27th	22	155	14.2	28th				
2013-14	32	142	22.5	4th	22	138	15.9	20th	54	280	19.3	10th				
2014-15	27	123	22.0	9th	26	121	21.5	6th	53	244	21.7	5th				
2015-16	21	131	16.0	28th	22	117	18.8	15th	43	248	17.3	21st				

PENALTY KILL

YEAR	HOME				ROAD				OVERALL			
	GA	ATT	PCT	RANK	GA	ATT	PCT	RANK	GA	ATT	PCT	RANK
2000-01	30	179	83.2	21st	40	184	78.3	27th	70	363	80.7	27th
2001-02	26	143	81.8	27th	26	163	84.0	16th	52	306	83.0	22nd
2002-03	26	193	86.5	4th	34	216	84.3	9th	60	409	85.3	8th
2003-04	18	152	88.2	4th	32	185	82.7	17th	50	337	85.2	9th
2005-06	41	244	83.2	17th	54	279	80.6	18th-T	95	523	81.8	17th
2006-07	37	207	82.1	20th	48	246	80.5	18th	85	453	81.2	21st
2007-08	31	170	81.8	22nd	32	208	84.6	5th	63	378	83.3	9th
2008-09	27	174	84.5	8th	35	172	79.6	21st	62	346	82.1	13th
2009-10	25	153	83.7	11th-T	36	181	80.1	20th	61	334	81.7	17th
2010-11	25	154	83.8	12th	37	160	76.9	26th	62	314	81.7	22nd
2011-12	25	128	80.5	26th	39	146	73.3	30th	64	274	76.6	30th
2012-13	8	67	88.1	6th	17	77	77.9	21st	25	144	82.6	11th
2013-14	21	143	85.3	4th	29	137	78.8	25th-T	50	280	82.1	14th-T
2014-15	30	142	78.9	27th	30	161	81.4	12th	60	303	80.2	23rd-T
2015-16	22	126	82.5	16th	31	153	79.7	19th	53	279	81.0	19th

SPECIAL TEAMS BY SEASON (CONT.)

YEAR	SHORTHANDED			HOME			ROAD			OVERALL			
	GF	RANK	GA	RANK	GF	RANK	GA	RANK	GF	RANK	GA	RANK	
2000-01	1	28th-T	5	20th-T	2	25th-T	3	5th-T	3	28th-T	8	14th-T	
2001-02	2	22nd-T	3	9th-T	1	22nd-T	5	19th-T	3	26th-T	8	17th-T	
2002-03	4	9th-T	3	7th-T	8	1st-T	6	26th	12	2nd-T	9	20th-T	
2003-04	2	20th-T	7	27th-T	3	22nd-T	7	27th-T	5	24th-T	14	27th-T	
2005-06	6	10th-T	6	19th-T	4	16th-T	2	2nd	10	14th-T	8	8th-T	
2006-07	2	22nd-T	3	7th-T	4	15th-T	7	23rd-T	6	21st-T	10	17th-T	
2007-08	2	23rd-T	4	13th-T	6	5th-T	1	1st	8	12th-T	5	4th-T	
2008-09	4	12th-T	6	26th-T	4	12th-T	6	24th-T	8	11th-T	12	27th	
2009-10	3	18th-T	3	16th-T	3	10th-T	6	23rd-T	6	16th-T	9	26th-T	
2010-11	1	26th-T	8	28th-T	5	8th-T	3	11th-T	6	15th-T	11	26th-T	
2011-12	3	14th-T	5	23rd-T	4	6th-T	3	14th-T	7	9th-T	8	21st-T	
2012-13	1	13th-T	1	5th-T	2	7th-T	1	6th-T	3	8th-T	2	7th-T	
2013-14	5	6th-T	3	13th-T	4	6th-T	5	20th-T	9	6th-T	8	20th-T	
2014-15	1	22nd-T	4	20th-T	4	7th-T	1	1st-T	5	17th	5	11th-T	
2015-16	3	12th-T	5	26th-T	0	28th-T	3	13th-T	3	24th-T	8	22nd-T	

SITUATIONAL SCORING BY SEASON

YEAR	5-ON-5	5-ON-4	5-ON-3	4-ON-4	4-ON-3	3-ON-3	3-ON-4	3-ON-5	4-ON-5	EMPTY NET	PEN. SHOT
2000-01	116-139	47-8	7-0	6-9	1-0	0-0	1-0	0-2	1-68	9-7	2-0
2001-02	100-173	43-7	4-0	7-13	3-0	0-0	0-1	0-3	3-48	4-9	0-1
2002-03	117-182	63-8	4-0	5-9	4-0	0-0	0-1	0-5	11-54	9-4	0-0
2003-04	103-158	48-11	8-0	8-8	2-0	0-0	0-0	0-3	3-47	4-10	1-1
2005-06	131-160	53-8	8-0	7-6	3-0	0-0	1-1	0-10	8-83	3-8	1-0
2006-07	113-133	52-7	11-0	10-13	2-0	0-0	0-3	0-12	6-70	2-5	0-1
2007-08	113-126	45-1	6-0	10-10	1-0	0-0	0-2	1-7	5-53	9-9	0-2
2008-09	155-134	39-9	1-0	9-8	1-0	0-1	0-1	0-6	7-55	7-9	1-0
2009-10	137-168	48-8	5-0	5-9	1-0	0-0	0-1	1-4	5-55	11-3	1-1
2010-11	143-163	37-10	4-0	10-9	1-0	0-0	0-1	0-4	6-56	9-7	0-0
2011-12	132-166	42-6	6-0	2-9	0-0	0-0	0-0	0-1	6-63	9-12	1-0
2012-13	84-81	19-1	1-0	4-4	2-0	0-0	0-1	0-3	3-19	2-6	0-0
2013-14	149-141	46-7	5-0	4-8	3-0	0-0	1-1	0-2	8-47	8-8	1-0
2014-15	149-170	50-4	1-0	7-3	2-0	0-0	0-1	0-6	5-52	11-12	2-0
2015-16	150-161	38-9	4-0	1-2	1-0	1-4	0-1	0-4	2-44	11-18	1-0
TOTAL	1,892-2,255	670-104	75-0	95-120	27-0	1-5	3-15	2-72	79-814	108-127	11-6

20-PLUS GOAL SEASONS

PLAYER	SEASON	DATE/OPPONENT	TGM	PGM	TOT	PLAYER	SEASON	DATE/OPPONENT	TGM	PGM	TOT
Geoff Sanderson	2000-01	Jan. 21 vs. Tampa Bay	48	48	30	Rick Nash	2009-10	Jan. 16 vs. Chicago	50	50	33
Steve Heinze*	2000-01	Feb. 28 vs. Phoenix	64	61	22*	Antoine Vermette	2009-10	Mar. 2 vs. Vancouver	64	64	27
Ray Whitney	2001-02	Mar. 21 vs. Detroit	70	57	21	R.J. Umberger	2009-10	Mar. 11 vs. Atlanta	68	68	23
Mike Sillinger	2001-02	Apr. 6 at Montreal	78	76	20	Kristian Huselius	2009-10	Mar. 19 vs. Minnesota	71	63	23
Geoff Sanderson	2002-03	Dec. 31 vs. Pittsburgh	37	37	34	Rick Nash	2010-11	Jan. 8 at Los Angeles	42	41	32
Ray Whitney	2002-03	Mar. 6 vs. Vancouver	66	65	24	R.J. Umberger	2010-11	Feb. 25 vs. Phoenix	60	60	25
Andrew Cassels	2002-03	Apr. 4 vs. Detroit	81	78	20	Rick Nash	2011-12	Feb. 21 vs. San Jose	60	60	30
David Vyborny	2002-03	Apr. 6 at Minnesota	79	82	20	R.J. Umberger	2011-12	Apr. 7 at NY Islanders	82	77	20
Rick Nash	2003-04	Dec. 19 vs. Calgary	31	31	41	Ryan Johansen	2013-14	Jan. 30 vs. Washington	54	54	33
David Vyborny	2003-04	Mar. 14 at Minnesota	72	72	22	Artem Anisimov	2013-14	Mar. 29 at Carolina	74	73	22
Nikolai Zherdev	2005-06	Mar. 4 at Los Angeles	60	59	27	Cam Atkinson	2013-14	Apr. 1 vs. Colorado	75	72	21
Rick Nash	2005-06	Mar. 15 at Chicago	66	38	31	Ryan Johansen	2014-15	Feb. 6 vs. St. Louis	50	50	26
David Vyborny	2005-06	Apr. 15 vs. Chicago	80	78	22	Nick Foligno	2014-15	Feb. 6 vs. St. Louis	50	49	31
Rick Nash	2006-07	Mar. 3 at Phoenix	66	59	27	Scott Hartnell	2014-15	Mar. 13 vs. Edmonton	68	63	28
Fredrik Modin	2006-07	Mar. 25 at St. Louis	75	72	22	Cam Atkinson	2014-15	Mar. 28 at St. Louis	75	71	22
Rick Nash	2007-08	Dec. 31 vs. Edmonton	39	37	38	Brandon Saad	2015-16	Feb. 11 vs. Anaheim	56	55	31
Nikolai Zherdev	2007-08	Jan. 19 at Dallas	48	48	26	Boone Jenner	2015-16	Feb. 22 at Boston	60	60	30
Rick Nash	2008-09	Jan. 27 vs. Detroit	48	44	40	Scott Hartnell	2015-16	Feb. 27 vs. Florida	63	61	23
R.J. Umberger	2008-09	Feb. 19 at Toronto	59	59	26	Cam Atkinson	2015-16	Feb. 29 at NY Rangers	64	63	27
Kristian Huselius	2008-09	Mar. 13 at Chicago	66	65	21						

*Had 22 goals in 65 games with Columbus before being traded to Buffalo. Finished the season with 27 goals in 79 games.

TGM - Team Game Played
PGM - Player Game Played
TOT - Season Total

ALL-TIME STATISTICS

HAT TRICKS

HAT TRICKS FOR - 29

GOALS	PLAYER	DATE	OPPONENT	GOALTENDER	RESULT
3	Geoff Sanderson	Feb. 10, 2001	Nashville	Mike Dunham	W, 3-2
3	Deron Quint	Mar. 9, 2001	at Florida	Trevor Kidd	W, 7-6
3	Tyler Wright *	Mar. 16, 2001	at Atlanta	Norm Maracle (2, EN)	W, 3-0
3	Espen Knutsen	Jan. 24, 2002	San Jose	Evgeni Nabokov (2), Miikka Kiprusoff	W, 6-2
3	Tyler Wright	Oct. 27, 2002	Los Angeles	Jamie Storr	W, 5-1
3	Ray Whitney	Feb. 27, 2003	Los Angeles	Jamie Storr (2, EN)	W, 3-1
3	Tyler Wright	Mar. 20, 2003	Toronto	Trevor Kidd	W, 4-3 OT
4	Geoff Sanderson *	Mar. 29, 2003	at Calgary	Roman Turek (3, EN)	W, 6-4
3	David Vyborny	Nov. 7, 2003	Atlanta	Byron Dafoe (2, EN)	W, 4-2
3	Bryan Berard	Jan. 8, 2006	at Phoenix	Curtis Joseph	W, 5-2
3	Rick Nash	Apr. 7, 2006	at Detroit	Manny Legace	L, 6-5 SO
3	Rick Nash	Dec. 31, 2007	Edmonton	Dwayne Roloson (2, EN)	W, 4-2
3	Nikita Filatov	Jan. 10, 2009	Minnesota	Josh Harding	W, 4-2
3	Rick Nash	Jan. 27, 2009	Detroit	Chris Osgood	W, 3-2 OT
3	Rick Nash	Mar. 7, 2009	at Detroit	Chris Osgood	W, 8-2
3	R.J. Umberger	Nov. 30, 2009	St. Louis	Chris Mason (2, EN)	W, 5-2
3	Rick Nash *	Nov. 20, 2010	at San Jose	Antero Niittymaki	W, 3-0
3	Kristian Huselius	Dec. 16, 2010	at Edmonton	Nikolai Khabibulin	L, 3-6
3	Matt Calvert *	Feb. 25, 2011	Phoenix	Ilya Bryzgalov	W, 5-3
3	Jeff Carter	Dec. 22, 2011	at Nashville	Pekka Rinne	L, 5-6
3	Jeff Carter	Feb. 21, 2012	San Jose	Antti Niemi (2), Thomas Greiss	W, 6-3
3	R.J. Umberger	Mar. 23, 2012	Carolina	Cam Ward	W, 5-1
3	Cam Atkinson	Apr. 5, 2012	at Colorado	Semyon Varlamov	W, 5-2
3	Scott Hartnell	Mar. 24, 2015	Anaheim	John Gibson (2, EN)	W, 5-3
3	Cam Atkinson	Mar. 27, 2015	at Chicago	Corey Crawford (2, EN)	W, 5-2
3	Nick Foligno	Apr. 4, 2015	Pittsburgh	Marc-Andre Fleury (2, EN)	W, 5-3
3	Cam Atkinson	Jan. 25, 2016	Montreal	Mike Condon	W, 5-2
3	Nick Foligno	Feb. 25, 2016	New Jersey	Cory Schneider (2), Keith Kinkaid	W, 6-1
3	Brandon Saad *	Apr. 2, 2016	at Carolina	Eddie Lack	W, 5-1

HAT TRICKS AGAINST - 32

GOALS	PLAYER	DATE	OPPONENT	GOALTENDER	RESULT
3	Bill Guerin	Feb. 4, 2002	Boston	Marc Denis	L, 0-8
3	Marian Gaborik	Mar. 10, 2002	at Minnesota	Ron Tugnutt	L, 0-5
3	Marian Hossa	Nov. 23, 2002	at Ottawa	J.F. Labbe	L, 2-5
3	Pavel Bure	Dec. 3, 2002	at NY Rangers	Marc Denis	L, 3-5
3	Joe Sakic *	Mar. 13, 2003	Colorado	Marc Denis	L, 1-5
3	Peter Bondra	Nov. 29, 2003	Washington	Marc Denis (2), Fred Brathwaite	L, 3-5
3	Bill Guerin	Mar. 3, 2004	at Dallas	Marc Denis	L, 2-4
3	Jason Williams	Oct. 22, 2005	Detroit	Marc Denis	L, 0-6
3	Alexander Frolov *	Nov. 13, 2005	Los Angeles	Martin Prusek (2), Marc Denis	L, 2-8
3	Craig Conroy	Nov. 13, 2005	Los Angeles	Martin Prusek, Marc Denis (2)	L, 2-8
3	Ronald Petrovicky	Dec. 9, 2005	at Atlanta	Pascal Leclaire (2, EN)	L, 2-5
3	Jonathan Cheechoo	Jan. 5, 2006	at San Jose	Marc Denis	L, 3-6
3	Dan Cleary	Dec. 28, 2006	Detroit	Fredrik Norrena	L, 4-7
3	Ryane Clowe	Jan. 6, 2007	at San Jose	Fredrik Norrena	L, 2-5
3	Joe Sakic	Oct. 13, 2007	at Colorado	Pascal Leclaire	L, 1-5
3	Henrik Zetterberg *	Mar. 19, 2008	at Detroit	Fredrik Norrena	L, 1-3
3	Loui Eriksson	Dec. 18, 2008	at Dallas	Pascal Leclaire	L, 5-6 SO
3	Dany Heatley	Oct. 8, 2009	at San Jose	Steve Mason (2), Mathieu Garon	L, 3-6
3	Steve Sullivan	Dec. 14, 2009	Nashville	Steve Mason	L, 3-5
3	Alexandre Burrows	Jan. 5, 2010	at Vancouver	Steve Mason (2), Mathieu Garon	L, 3-7
3	Rene Bourque	Oct. 22, 2010	Calgary	Steve Mason	L, 2-6
3	Ryan Kesler	Dec. 15, 2010	at Vancouver	Mathieu Garon	L, 2-3
3	Anze Kopitar	Mar. 11, 2011	Los Angeles	Steve Mason	L, 2-4
3	Ryan Jones	Dec. 2, 2011	at Edmonton	Curtis Sanford	L, 3-6
3	Corey Perry	Jan. 8, 2012	at Anaheim	Curtis Sanford	L, 4-7
3	Viktor Stalberg	Jan. 10, 2012	at Chicago	Curtis Sanford	L, 2-5
3	Corey Perry	Feb. 12, 2012	Anaheim	Steve Mason	L, 3-5
3	Steve Sullivan	Jan. 23, 2013	at Phoenix	Steve Mason	L, 1-5
3	James Neal	Dec. 29, 2013	Pittsburgh	Curtis McElhinney	L, 3-5
3	Tyler Seguin	Oct. 14, 2014	Dallas	Sergei Bobrovsky (2, EN)	L, 2-4
3	Zach Parise	Jan. 5, 2016	Minnesota	Anton Forsberg (2, EN)	L, 2-4
3	Brock Nelson	Jan. 12, 2016	at NY Islanders	Anton Forsberg (2, EN)	L, 2-5

*Natural Hat Trick

EXTRA ATTACKER GOALS

GOALS FOR - 59

DATE	OPPONENT	GOAL SCORER	TIME	PERIOD	RESULT
Oct. 22, 2000	Detroit	Steve Heinze	19:00	3rd	L, 1-2 OT
Jan. 6, 2001	at Vancouver	Chris Nielsen	19:17	3rd	L, 3-4
Feb. 12, 2001	NY Rangers	Steve Heinze	17:43	3rd	L, 3-4
Feb. 16, 2001	at Detroit	Steve Heinze	18:25	3rd	L, 2-4
Oct. 14, 2001	at Chicago	Grant Marshall	16:18	1st	T, 2-2
Nov. 13, 2001	St. Louis	David Vyborny	18:45	3rd	W, 3-2 OT
Jan. 14, 2002	at NY Rangers	Tyler Wright	18:51	3rd	T, 2-2
Dec. 14, 2002	at Detroit	Jody Shelley	1:40	3rd	L, 4-6
Dec. 4, 2003	Nashville	Rick Nash	19:39	3rd	L, 2-4
Jan. 8, 2004	at San Jose	Mark Hartigan	14:11	2nd	W, 3-2 OT
Feb. 21, 2004	at Los Angeles	Rick Nash	18:32	3rd	L, 3-4
Oct. 9, 2005	at Chicago	Jason Chimera	4:31	1st	W, 3-2
Oct. 28, 2005	Minnesota	Adam Foote	19:18	3rd	W, 2-1 SO
Nov. 26, 2005	at St. Louis	Luke Richardson	13:52	2nd	W, 4-3
Dec. 9, 2005	at Atlanta	Nikolai Zherdev	5:16	3rd	L, 2-5
Dec. 26, 2005	Chicago	Nikolai Zherdev	19:36	3rd	W, 4-3 OT
Mar. 4, 2006	at Los Angeles	Nikolai Zherdev	4:35	3rd	L, 2-3
Apr. 7, 2006	at Detroit	Rick Nash	19:27	3rd	L, 5-6 SO
Apr. 11, 2006	at Dallas	Sergei Fedorov	18:26	3rd	L, 2-3
Apr. 18, 2006	Dallas	Mark Hartigan	19:03	3rd	W, 5-4 OT
Oct. 21, 2006	at Pittsburgh	Nikolai Zherdev	15:25	3rd	L, 3-5
Nov. 25, 2006	Minnesota	Sergei Fedorov	14:46	3rd	W, 5-3
Dec. 26, 2006	Boston	Sergei Fedorov	19:37	3rd	W, 5-4 OT
Feb. 20, 2007	at St. Louis	Rick Nash	19:46	3rd	L, 4-5 SO
Feb. 27, 2007	at Colorado	Rick Nash	19:31	3rd	L, 2-3
Mar. 7, 2007	Los Angeles	Geoff Platt	16:34	1st	W, 3-2
Mar. 30, 2007	at Chicago	Jason Chimera	11:56	2nd	L, 1-3
Nov. 4, 2007	St. Louis	Manny Malhotra	15:41	1st	W, 3-0
Mar. 7, 2008	Edmonton	Dan Fritsche	19:59	3rd	L, 1-2 OT
Dec. 7, 2008	at Anaheim	Fredrik Modin	19:14	3rd	L, 3-5
Dec. 18, 2008	at Dallas	Rick Nash	1:34	1st	L, 5-6 OT
Oct. 8, 2009	at San Jose	Raffi Torres	3:35	3rd	L, 3-6
Nov. 1, 2009	at Washington	Raffi Torres	19:37	3rd	W, 5-4 OT
Mar. 9, 2010	at Anaheim	Derek Dorsett	8:55	1st	W, 5-2
Apr. 1, 2010	at Detroit	R.J. Umberger	18:47	3rd	L, 2-3
Nov. 28, 2010	at Detroit	R.J. Umberger	18:29	3rd	L, 2-4
Dec. 6, 2010	Dallas	Rick Nash	19:13	3rd	W, 3-2
Jan. 15, 2011	at Detroit	Rick Nash	18:56	3rd	L, 5-6
Jan. 19, 2011	at Florida	Antoine Vermette	19:07	3rd	W, 3-2
Feb. 8, 2011	at Pittsburgh	Samuel Pahlsson	8:08	2nd	W, 4-1
Feb. 16, 2011	Los Angeles	Kris Russell	18:37	3rd	L, 3-4
Mar. 12, 2011	at Carolina	Derek MacKenzie	18:59	3rd	W, 3-2
Apr. 9, 2011	Buffalo	Kristian Huselius	19:37	3rd	L, 4-5
Dec. 1, 2011	at Calgary	Rick Nash	19:02	3rd	W, 4-3 SO
Feb. 7, 2012	Minnesota	David Savard	8:59	1st	W, 3-1
Feb. 19, 2012	NY Rangers	Rick Nash	18:27	3rd	L, 2-3 OT
Jan. 26, 2013	Chicago	Artem Anisimov	17:41	3rd	L, 2-3
Dec. 9, 2013	at Pittsburgh	Matt Calvert	19:04	3rd	L, 1-2
Mar. 18, 2014	Carolina	Boone Jenner	19:10	3rd	L, 1-3
Jan. 31, 2015	at Tampa Bay	Ryan Johansen	16:34	3rd	L, 1-3
Feb. 9, 2015	Los Angeles	David Savard	18:07	3rd	L, 3-4
Apr. 11, 2015	at NY Islanders	Alexander Wennberg	11:11	3rd	W, 5-4 SO
Apr. 11, 2015	at NY Islanders	Scott Hartnell	18:25	3rd	W, 5-4 SO
Nov. 6, 2015	at Anaheim	Scott Hartnell	19:00	3rd	L, 2-4
Dec. 10, 2015	at Winnipeg	Cam Atkinson	18:16	3rd	L, 4-6
Jan. 2, 2016	Washington	Brandon Saad	18:52	3rd	W, 5-4 (SO)
Jan. 5, 2016	Minnesota	Nick Foligno	19:44	3rd	L, 2-4
Mar. 22, 2016	Philadelphia	Boone Jenner	18:56	3rd	W, 3-2 (SO)
Mar. 22, 2016	Philadelphia	Cam Atkinson	19:52	3rd	W, 3-2 (SO)

ALL-TIME STATISTICS

EXTRA ATTACKER GOALS

GOALS AGAINST - 62

DATE	OPPONENT	GOAL SCORER	TIME	PERIOD	RESULT
Dec. 27, 2000	at New Jersey	Jason Arnott	18:51	3rd	T, 2-2 OT
Feb. 6, 2001	St. Louis	Scott Young	19:51	3rd	T, 2-2 OT
Feb. 17, 2001	Pittsburgh	Robert Lang	19:10	3rd	L, 2-3 OT
Dec. 31, 2001	Anaheim	Oleg Tverdovsky	18:26	3rd	W, 3-1
Jan. 6, 2002	Nashville	Greg Johnson	19:15	3rd	W, 4-3
Jan. 12, 2002	Chicago	Eric Daze	18:48	3rd	W, 5-4
Feb. 28, 2002	Pittsburgh	Alexei Morozov	19:28	3rd	L, 3-4 OT
Mar. 28, 2002	at Vancouver	Henrik Sedin	8:14	1st	L, 3-4 OT
Nov. 17, 2002	at Dallas	Scott Young	18:56	3rd	L, 2-3 OT
Nov. 22, 2002	at Buffalo	Taylor Pyatt	2:35	2nd	L, 4-5
Feb. 21, 2003	at San Jose	Jonathan Cheechoo	16:30	1st	L, 0-6
Apr. 4, 2003	Detroit	Pavel Datsyuk	19:48	3rd	T, 5-5 OT
Nov. 22, 2003	NY Islanders	Oleg Kvasha	19:19	3rd	W, 2-1
Dec. 2, 2003	Anaheim	Vinny Prospal	19:28	3rd	W, 2-1
Jan. 8, 2004	at San Jose	Scott Thornton	19:03	3rd	W, 3-2 OT
Jan. 24, 2004	Chicago	Steve Sullivan	19:19	3rd	W, 4-3
Oct. 26, 2005	Nashville	Adam Hall	19:40	3rd	W, 3-2 OT
Dec. 8, 2005	NY Islanders	Mark Parrish	19:23	3rd	W, 4-3 SO
Jan. 14, 2006	at Florida	Nathan Horton	19:13	3rd	W, 5-4 OT
Mar. 9, 2006	Phoenix	Dave Scatchard	18:13	3rd	W, 5-4
Oct. 7, 2006	at Chicago	Patrick Sharp	15:41	3rd	W, 5-4
Nov. 20, 2006	Nashville	Martin Erat	18:28	2nd	L, 1-3
Dec. 22, 2006	Vancouver	Daniel Sedin	18:45	3rd	W, 3-2
Jan. 6, 2007	at San Jose	Ryane Clowe	5:24	3rd	L, 2-5
Feb. 24, 2007	at NY Rangers	Blair Betts	2:46	1st	W, 3-2
Oct. 17, 2007	Dallas	Brenden Morrow	18:49	3rd	L, 2-3 SO
Jan. 17, 2008	at Phoenix	Martin Hanzal	18:22	3rd	W, 4-3
Nov. 3, 2008	at NY Islanders	Chris Campoli	14:15	2nd	L, 3-4 OT
Nov. 7, 2008	Montreal	Sergei Kostitsyn	19:19	3rd	W, 4-3 SO
Dec. 4, 2008	at San Jose	Joe Thornton	7:41	3rd	L, 2-3
Feb. 24, 2009	at Calgary	Mike Cammalleri	15:12	2nd	L, 1-4
Nov. 5, 2009	at Atlanta	Pavel Kubina	2:06	3rd	W, 4-3
Nov. 26, 2009	at Ottawa	Jason Spezza	18:34	1st	L, 1-2
Jan. 23, 2010	at Minnesota	Robbie Earl	18:52	3rd	L, 2-4
Feb. 4, 2010	Dallas	Brad Richards	19:13	3rd	W, 2-1
Oct. 28, 2010	Edmonton	Taylor Hall	9:57	3rd	W, 3-2 SO
Dec. 31, 2010	Ottawa	Daniel Alfredsson	18:49	3rd	W, 4-3
Mar. 9, 2011	St. Louis	Chris Stewart	6:23	3rd	L, 3-4
Mar. 12, 2011	at Carolina	Tuomo Ruutu	19:25	3rd	W, 3-2
Mar. 22, 2011	at Colorado	Daniel Winnik	19:56	3rd	L, 4-5 SO
Oct. 12, 2011	Colorado	Gabriel Landeskog	19:19	3rd	L, 2-3 SO
Oct. 22, 2011	at Ottawa	Jason Spezza	19:24	3rd	L, 3-4
Dec. 8, 2011	Nashville	Patric Hornqvist	18:24	3rd	L, 3-4 OT
Dec. 8, 2011	Nashville	Sergei Kostitsyn	19:47	3rd	L, 3-4 OT
Jan. 10, 2012	at Chicago	Viktor Stalberg	6:32	3rd	L, 2-5
Mar. 26, 2012	at Detroit	Nicklas Lidstrom	6:17	2nd	L, 2-7
Mar. 19, 2013	Nashville	Mike Fisher	18:46	3rd	W, 4-3
Dec. 21, 2013	Philadelphia	Wayne Simmons	18:19	3rd	W, 6-3
Jan. 18, 2014	at Buffalo	Tyler Myers	19:35	3rd	W, 4-3 SO
Jan. 21, 2014	Los Angeles	Robyn Regehr	16:30	3rd	W, 5-3
Apr. 9, 2014	at Dallas	Trevor Daley	8:39	3rd	W, 3-1
Dec. 6, 2014	at Tampa Bay	Ondrej Palat	18:47	3rd	W, 3-1
Dec. 9, 2014	Philadelphia	Brayden Schenn	19:04	3rd	W, 3-2 OT
Dec. 13, 2014	Pittsburgh	Kris Letang	19:49	3rd	W, 4-3 SO
Apr. 6, 2015	at NY Rangers	Derek Stepan	19:32	3rd	L, 3-4 OT
Nov. 5, 2015	at Los Angeles	Jeff Carter	19:00	3rd	W, 3-2
Dec. 8, 2015	Los Angeles	Jeff Carter	18:33	3rd	L, 2-3 (OT)
Jan. 5, 2016	Minnesota	Zach Parise	17:22	1st	L, 2-4
Jan. 13, 2016	at Toronto	Brad Boyes	17:33	3rd	W, 3-1
Feb. 22, 2016	at Boston	Loui Eriksson	17:03	3rd	W, 6-4
Mar. 8, 2016	Detroit	Tomas Tatar	15:44	3rd	W, 5-3
Mar. 8, 2016	Detroit	Andreas Athanasiou	16:30	3rd	W, 5-3

PENALTY SHOTS

PENALTY SHOTS FOR - 30 (11 GOALS)

DATE	OPPONENT	PLAYER	GOALTENDER	RESULT	TIME	PER.	SCORE
Oct. 15, 2000	at Chicago	David Vyborny	Robbie Tallas	Goal	7:16	2nd	L, 1-2
Nov. 9, 2000	San Jose	Robert Kron	Steve Shields	Unsuccessful	5:34	1st	W, 5-2
Mar. 19, 2001	Nashville	David Vyborny	Tomas Vokoun	Goal	18:01	3rd	L, 1-2
Mar. 14, 2002	Vancouver	Mike Sillinger	Dan Cloutier	Unsuccessful	11:38	3rd	L, 1-5
Mar. 25, 2003	at Los Angeles	Andrej Nedorost	Cristobal Huet	Unsuccessful	16:09	2nd	W, 2-1 OT
Feb. 2, 2004	at Phoenix	David Vyborny	Brian Boucher	Goal	1:23	2nd	T, 3-3
Dec. 17, 2005	at Nashville	David Vyborny	Tomas Vokoun	Goal	14:50	3rd	L, 7-3
Jan. 21, 2006	at Nashville	Trevor Letowski	Tomas Vokoun	Unsuccessful	0:28	3rd	L, 7-2
Feb. 6, 2006	at Vancouver	Rick Nash	Alex Auld	Unsuccessful	13:09	2nd	L, 4-7
Mar. 15, 2006	at Chicago	Dan Fritsche	Nikolai Khabibulin	Unsuccessful	6:06	2nd	L, 2-3
Dec. 31, 2006	Chicago	Rick Nash	Nikolai Khabibulin	Unsuccessful	19:54	2nd	W, 3-1
Oct. 19, 2007	at Buffalo	Rick Nash	Ryan Miller	Unsuccessful	12:08	2nd	W, 3-0
Nov. 26, 2007	at Edmonton	Rick Nash	Dwayne Roloson	Unsuccessful	14:04	1st	L, 1-3
Feb. 8, 2008	at San Jose	Rick Nash	Evgeni Nabokov	Unsuccessful	13:03	2nd	L, 2-1 OT
Jan. 2, 2009	at Colorado	Rick Nash	Peter Budaj	Goal	12:33	2nd	W, 6-1
Apr. 8, 2009	at Chicago	Rick Nash	Nikolai Khabibulin	Unsuccessful	8:59	1st	W, 4-3 SO
Oct. 25, 2009	at Los Angeles	Rick Nash	Jonathan Quick	Unsuccessful	13:15	1st	L, 2-6
Mar. 25, 2010	Chicago	Jakub Voracek	Cristobal Huet	Goal	11:02	2nd	W, 8-3
Nov. 26, 2010	Detroit	Jared Boll	Jimmy Howard	Unsuccessful	8:53	2nd	L, 1-2
Feb. 25, 2011	Phoenix	R.J. Umberger	Ilya Bryzgalov	Unsuccessful	3:19	1st	W, 5-3
Mar. 3, 2011	at Edmonton	R.J. Umberger	Devan Dubnyk	Unsuccessful	10:15	1st	L, 2-4
Mar. 4, 2011	at Calgary	Matt Calvert	Miikka Kiprusoff	Unsuccessful	12:02	2nd	L, 3-4
Mar. 4, 2011	at Calgary	Antoine Vermette	Miikka Kiprusoff	Unsuccessful	9:25	3rd	L, 3-4
Oct. 10, 2011	Vancouver	Maksim Mayorov	Cory Schneider	Unsuccessful	19:09	3rd	L, 2-3
Mar. 25, 2012	Edmonton	Rick Nash	Devan Dubnyk	Goal	7:42	2nd	L, 3-6
Jan. 11, 2014	at Winnipeg	Boone Jenner	Ondrej Pavelec	Goal	9:07	2nd	W, 6-3
Dec. 13, 2014	Pittsburgh	Boone Jenner	Thomas Greiss	Goal	12:05	3rd	W, 4-3 SO
Mar. 3, 2015	Washington	Scott Hartnell	Braden Holtby	Unsuccessful	8:47	2nd	L, 3-5
Mar. 31, 2015	New Jersey	Brandon Dubinsky	Cory Schneider	Goal	4:40	2nd	W, 3-2 OT
Feb. 16, 2016	Boston	Alexander Wennberg	Tuukka Rask	Goal	9:54	1st	L, 2-1 OT

PENALTY SHOTS AGAINST - 30 (24 SAVES)

DATE	OPPONENT	PLAYER	GOALTENDER	RESULT	TIME	PER.	SCORE
Feb. 28, 2001	Phoenix	Jeremy Roenick	Marc Denis	Unsuccessful	17:06	2nd	W, 5-2
Dec. 12, 2001	at Colorado	Shjon Podein	Marc Denis	Unsuccessful	13:42	2nd	L, 1-5
Jan. 14, 2002	at NY Rangers	Manny Malhotra	Marc Denis	Unsuccessful	3:07	2nd	T, 2-2
Apr. 12, 2002	Atlanta	Tony Hrkac	Marc Denis	Goal	16:23	3rd	W, 5-4 OT
Jan. 23, 2003	at Colorado	Dean McAmmond	Marc Denis	Unsuccessful	7:52	1st	L, 0-5
Dec. 16, 2003	at St. Louis	Pavol Demitra	Marc Denis	Unsuccessful	18:12	2nd	L, 1-2 OT
Feb. 23, 2004	at San Jose	Jonathan Cheechoo	Pascal Leclaire	Goal	0:32	3rd	L, 2-4
Feb. 28, 2004	Colorado	Paul Kariya	Marc Denis	Unsuccessful	10:27	2nd	W, 5-4 OT
Dec. 23, 2005	Nashville	Steve Sullivan	Marc Denis	Unsuccessful	9:07	2nd	L, 4-5
Mar. 5, 2006	at Anaheim	Scott Niedermayer	Pascal Leclaire	Unsuccessful	12:14	3rd	W, 3-2 SO
Oct. 21, 2006	at Pittsburgh	Jordan Staal	Fredrik Norrena	Goal	7:49	3rd	L, 3-5
Dec. 10, 2006	Ottawa	Peter Schaefer	Pascal Leclaire	Unsuccessful	3:55	2nd	W, 6-2
Jan. 5, 2007	at Anaheim	Teemu Selanne	Fredrik Norrena	Unsuccessful	19:39	3rd	W, 4-3
Jan. 26, 2007	Buffalo	Daniel Paille	Fredrik Norrena	Unsuccessful	19:42	2nd	W, 3-2
Dec. 10, 2007	Anaheim	Samuel Pahlsson	Pascal Leclaire	Goal	18:44	2nd	L, 3-4 OT
Mar. 9, 2008	Tampa Bay	Vincent Lecavalier	Pascal Leclaire	Goal	17:37	2nd	W, 5-3
Mar. 30, 2007	at Chicago	Duncan Keith	Brian Boucher	Unsuccessful	9:39	3rd	L, 1-3
Dec. 6, 2008	at Los Angeles	Patrick O'Sullivan	Steve Mason	Unsuccessful	6:43	2nd	L, 0-3
Oct. 8, 2009	at San Jose	Dany Heatley	Mathieu Garon	Goal	7:08	3rd	L, 3-6
Apr. 9, 2010	Detroit	Darren Helm	Steve Mason	Unsuccessful	7:26	3rd	L, 0-1 SO
Dec. 26, 2010	at Chicago	Jack Skille	Mathieu Garon	Unsuccessful	16:44	2nd	L, 1-4
Jan. 29, 2013	at Minnesota	Pierre-Marc Bouchard	Steve Mason	Unsuccessful	15:49	3rd	L, 2-3
Nov. 22, 2013	at Vancouver	Jannik Hansen	Sergei Bobrovsky	Unsuccessful	16:33	3rd	L, 2-6
Mar. 20, 2014	at Montreal	Lars Eller	Sergei Bobrovsky	Unsuccessful	3:21	3rd	W, 3-2
Oct. 18, 2014	at Ottawa	Mike Hoffman	Curtis McElhinney	Unsuccessful	11:56	1st	L, 2-3
Nov. 8, 2014	Tampa Bay	Nikita Kucherov	Anton Forsberg	Unsuccessful	16:10	1st	L, 4-7
Jan. 19, 2015	at Minnesota	Zach Parise	Sergei Bobrovsky	Unsuccessful	9:02	2nd	W, 3-1
Oct. 10, 2015	at NY Rangers	Rick Nash	Sergei Bobrovsky	Unsuccessful	17:09	1st	L, 5-2
Nov. 19, 2015	at Ottawa	Mike Hoffman	Curtis McElhinney	Unsuccessful	14:09	1st	L, 1-4
Jan. 20, 2016	Washington	Alex Ovechkin	Sergei Bobrovsky	Unsuccessful	10:40	3rd	L, 3-6

ALL-TIME STATISTICS

SHUTOUTS FOR - 74

DATE	OPPONENT	GOALTENDER	SAVES	SCORE
Dec. 18, 2000	at Montreal	Ron Tugnutt	27	2-0
Jan. 15, 2001	Minnesota	Ron Tugnutt	31	3-0
Mar. 14, 2001	Calgary	Ron Tugnutt	30	3-0
Mar. 16, 2001	at Atlanta	Ron Tugnutt	34	3-0
Nov. 27, 2001	Phoenix	Ron Tugnutt	26	3-0
Jan. 16, 2002	NY Rangers	Marc Denis	31	2-0
Mar. 2, 2002	at Los Angeles	Ron Tugnutt	30	2-0
Dec. 19, 2002	Calgary	Marc Denis	29	3-0
Jan. 4, 2003	Phoenix	Marc Denis	23	2-0
Feb. 12, 2003	San Jose	Marc Denis	38	1-0
Mar. 15, 2003	Minnesota	Marc Denis	24	5-0
Apr. 2, 2003	Minnesota	Marc Denis	27	3-0
Oct. 11, 2003	NY Rangers	Marc Denis	25	5-0
Nov. 20, 2003	Detroit	Marc Denis	25	3-0
Jan. 2, 2004	at Tampa Bay	Marc Denis	37	2-0
Mar. 2, 2004	at Carolina	Marc Denis	25	3-0
Mar. 24, 2004	Minnesota	Marc Denis	20	2-0
Dec. 28, 2005	Anaheim	Marc Denis	40	1-0
Oct. 27, 2006	Los Angeles	Pascal Leclaire	38	2-0
Dec. 2, 2006	at Edmonton	Fredrik Norrena	21	4-0
Dec. 5, 2006	at Colorado	Fredrik Norrena	42	3-0
Feb. 16, 2007	San Jose	Fredrik Norrena	29	3-0
Oct. 5, 2007	Anaheim	Pascal Leclaire	28	4-0
Oct. 10, 2007	Phoenix	Pascal Leclaire	32	3-0
Oct. 19, 2007	at Buffalo	Pascal Leclaire	21	3-0
Oct. 25, 2007	St. Louis	Pascal Leclaire	36	3-0
Nov. 4, 2007	St. Louis	Pascal Leclaire	21	3-0
Nov. 23, 2007	at Minnesota	Pascal Leclaire	32	4-0
Dec. 26, 2007	Atlanta	Pascal Leclaire	21	2-0
Jan. 24, 2008	at Chicago	Pascal Leclaire	30	1-0
Feb. 23, 2008	at Montreal	Pascal Leclaire	31	3-0
Mar. 18, 2008	Calgary	Fredrik Norrena	18	3-0
Mar. 26, 2008	Chicago	Fredrik Norrena	17	4-0
Nov. 22, 2008	at Atlanta	Steve Mason	15	2-0
Nov. 29, 2008	Washington	Steve Mason	26	3-0
Dec. 27, 2008	Philadelphia	Steve Mason	20	3-0
Dec. 29, 2008	at Los Angeles	Steve Mason	24	2-0

DATE	OPPONENT	GOALTENDER	SAVES	SCORE
Dec. 31, 2008	at Anaheim	Steve Mason	27	2-0
Jan. 9, 2009	at Washington	Steve Mason	45	3-0
Jan. 30, 2009	Ottawa	Steve Mason	17	1-0
Feb. 10, 2009	Colorado	Daniel LaCosta	31	3-0
Feb. 26, 2009	at Edmonton	Steve Mason	19	1-0
Mar. 10, 2009	Boston	Steve Mason	35	2-0
Mar. 26, 2009	Calgary	Steve Mason	33	5-0
Oct. 10, 2009	at Phoenix	Mathieu Garon	36	2-0
Dec. 9, 2009	Florida	Steve Mason	32	3-0
Dec. 28, 2009	Detroit	Steve Mason	34	1-0 OT
Jan. 10, 2010	Dallas	Mathieu Garon	26	2-0
Feb. 6, 2010	Buffalo	Steve Mason	28	4-0
Feb. 10, 2010	San Jose	Steve Mason	40	3-0
Apr. 9, 2010	Detroit	Steve Mason	45	0-1 SO
Nov. 2, 2010	Montreal	Mathieu Garon	29	3-0
Nov. 4, 2010	at Atlanta	Mathieu Garon	25	3-0
Nov. 20, 2010	at San Jose	Mathieu Garon	35	3-0
Nov. 22, 2010	Nashville	Steve Mason	27	2-0
Feb. 4, 2011	at Detroit	Steve Mason	34	3-0
Feb. 22, 2011	Nashville	Steve Mason	20	4-0
Jan. 7, 2012	at Los Angeles	Curtis Sanford	31	1-0
Mar. 1, 2012	at Colorado	Steve Mason	33	2-0
Mar. 9, 2013	Detroit	Sergei Bobrovsky	30	3-0
Mar. 16, 2013	Phoenix	Sergei Bobrovsky	39	1-0 SO
Mar. 26, 2013	at Vancouver	Sergei Bobrovsky	34	0-1 SO
Apr. 9, 2013	San Jose	Sergei Bobrovsky	30	4-0
Nov. 25, 2013	at Toronto	Sergei Bobrovsky	18	6-0
Dec. 3, 2013	Tampa Bay	Bobrovsky/McElhinney	26	1-0
Dec. 6, 2013	Minnesota	Curtis McElhinney	20	4-0
Jan. 2, 2014	at Phoenix	Curtis McElhinney	34	2-0
Jan. 10, 2014	Carolina	Sergei Bobrovsky	36	3-0
Mar. 8, 2014	at Nashville	Sergei Bobrovsky	28	1-0
Apr. 3, 2014	at Philadelphia	Sergei Bobrovsky	37	2-0
Apr. 6, 2014	NY Islanders	Sergei Bobrovsky	31	4-0
Dec. 16, 2014	at Detroit	Sergei Bobrovsky	30	1-0 SO
Apr. 8, 2015	Toronto	Sergei Bobrovsky	35	5-0
Nov. 20, 2015	Nashville	Sergei Bobrovsky	39	4-0



RON TUGNUTT



SERGEI BOBROVSKY

SHUTOUTS AGAINST - 106

DATE	OPPONENT	GOALTENDER	SAVES	SCORE	DATE	OPPONENT	GOALTENDER	SAVES	SCORE
Nov. 1, 2000	at Dallas	Ed Belfour	14	0-4	Jan. 18, 2007	at Nashville	Chris Mason	33	0-4
Nov. 17, 2000	Florida	Trevor Kidd	30	0-3	Feb. 6, 2007	Phoenix	Curtis Joseph	28	0-3
Nov. 24, 2000	at Dallas	Ed Belfour	23	0-3	Feb. 22, 2007	Edmonton	Dwayne Roloson	28	0-4
Dec. 3, 2000	at Chicago	Jocelyn Thibault	29	0-5	Mar. 9, 2007	Dallas	Marty Turco	30	0-3
Dec. 26, 2000	at St. Louis	Brent Johnson	24	0-5	Mar. 16, 2007	at San Jose	Vesa Toskala	35	0-3
Mar. 27, 2001	at Calgary	Fred Brathwaite	19	0-3	Apr. 3, 2007	at Detroit	Dominik Hasek	35	0-3
Mar. 29, 2001	at Los Angeles	Felix Potvin	27	0-3	Nov. 29, 2007	at Vancouver	Roberto Luongo	26	0-2
Oct. 20, 2001	Colorado	Patrick Roy	24	0-5	Dec. 15, 2007	at Boston	Alexander Auld	32	0-2
Oct. 27, 2001	at San Jose	Evgeni Nabokov	16	0-2	Mar. 4, 2008	at Calgary	Miikka Kiprusoff	39	0-1
Nov. 9, 2001	Edmonton	Tommy Salo	23	0-3	Mar. 25, 2008	at Nashville	Dan Ellis	36	0-3
Nov. 21, 2001	Detroit	Manny Legace	38	0-1 OT	Mar. 28, 2008	Nashville	Dan Ellis	43	0-2
Dec. 5, 2001	at Florida	Roberto Luongo	23	0-2	Apr. 5, 2008	at St. Louis	Manny Legace	25	0-3
Dec. 6, 2001	at Tampa Bay	Nikolai Khabibulin	27	0-1	Dec. 6, 2008	at Los Angeles	Jason LaBarbera	23	0-3
Dec. 8, 2001	Colorado	Patrick Roy	26	0-2	Dec. 20, 2008	at Phoenix	Ilya Bryzgalov	33	0-2
Feb. 4, 2002	Boston	John Grahame	30	0-8	Dec. 23, 2008	Los Angeles	Jonathan Quick	24	0-3
Feb. 9, 2002	Nashville	Tomas Vokoun	25	0-1 OT	Jan. 6, 2009	at Detroit	Ty Conklin	23	0-3
Mar. 10, 2002	at Minnesota	Dwayne Roloson	14	0-5	Mar. 15, 2009	Detroit	Chris Osgood	23	0-4
Apr. 14, 2002	at Chicago	Jocelyn Thibault	28	0-2	Apr. 5, 2009	Chicago	Nikolai Khabibulin	20	0-1 OT
Dec. 23, 2002	Detroit	Curtis Joseph	33	0-1	Jan. 14, 2010	at Chicago	Cristobal Huet	24	0-3
Jan. 23, 2003	at Colorado	Patrick Roy	18	0-5	Mar. 8, 2010	at Los Angeles	Jonathan Quick	11	0-6
Feb. 19, 2003	at Anaheim	J-S Giguere	26	0-2	Mar. 20, 2010	at Nashville	Pekka Rinne	33	0-1 OT
Feb. 21, 2003	at San Jose	Evgeni Nabokov	29	0-6	Apr. 9, 2010	Detroit	Jimmy Howard	22	0-1 SO
Feb. 25, 2003	at Nashville	Tomas Vokoun	19	0-5	Dec. 3, 2010	at Buffalo	Ryan Miller	19	0-5
Mar. 11, 2003	Dallas	Ron Tugnutt	25	0-2	Jan. 7, 2011	at Anaheim	Jonas Hiller	27	0-6
Mar. 24, 2003	at Anaheim	J-S Giguere	29	0-5	Mar. 17, 2011	Detroit	Joey MacDonald	37	0-2
Mar. 28, 2003	at Edmonton	Jussi Markkanen	26	0-4	Mar. 20, 2011	New Jersey	Martin Brodeur	13	0-3
Apr. 1, 2003	at Philadelphia	Roman Cechmanek	10	0-4	Mar. 24, 2011	at Phoenix	Ilya Bryzgalov	28	0-3
Oct. 23, 2003	Tampa Bay	John Grahame	20	0-1	Apr. 5, 2011	at Dallas	Kari Lehtonen	23	0-3
Nov. 1, 2003	at Calgary	Jamie McLennan	15	0-3	Jan. 19, 2012	Nashville	Pekka Rinne	38	0-3
Nov. 14, 2003	Boston	Felix Potvin	24	0-4	Jan. 31, 2012	at San Jose	Antti Niemi	30	0-6
Dec. 31, 2003	San Jose	Evgeni Nabokov	26	0-1	Feb. 24, 2012	Colorado	Semyon Varlamov	28	0-5
Jan. 3, 2004	at Florida	Roberto Luongo	42	0-1	Mar. 14, 2012	at Edmonton	Devan Dubnyk	22	0-3
Jan. 6, 2004	at Colorado	David Aebischer	35	0-6	Apr. 3, 2012	at Phoenix	Mike Smith	54	0-2
Jan. 22, 2004	at Chicago	Craig Anderson	30	0-7	Jan. 24, 2013	at Colorado	Semyon Varlamov	33	0-4
Feb. 4, 2004	at Dallas	Marty Turco	18	0-1	Feb. 24, 2013	at Chicago	Corey Crawford	28	0-1
Mar. 6, 2004	Vancouver	Johan Hedberg	32	0-4	Mar. 16, 2013	Phoenix	Mike Smith	23	1-0 SO
Mar. 18, 2004	at Calgary	Miikka Kiprusoff	23	0-2	Mar. 26, 2013	at Vancouver	Cory Schneider	17	0-1 SO
Mar. 29, 2004	at Buffalo	Martin Biron	23	0-6	Apr. 7, 2013	Minnesota	Niklas Backstrom	24	0-3
Oct. 22, 2005	Detroit	Manny Legace	17	0-6	Nov. 2, 2013	Pittsburgh	Jeff Zatkoff	19	0-3
Nov. 16, 2005	St. Louis	Curtis Sanford	36	0-2	Nov. 19, 2013	at Edmonton	Devan Dubnyk	14	0-7
Nov. 25, 2005	Colorado	David Aebischer	35	0-5	Nov. 27, 2013	Nashville	Marek Mazanec	19	0-4
Jan. 18, 2006	Detroit	Chris Osgood	26	0-4	Mar. 23, 2014	at NY Islanders	Evgeni Nabokov	41	0-2
Mar. 2, 2006	at Colorado	David Aebischer	24	0-1	Nov. 18, 2014	Detroit	Jimmy Howard	28	0-5
Oct. 14, 2006	at Minnesota	Manny Fernandez	24	0-5	Nov. 28, 2014	Vancouver	Ryan Miller	31	0-5
Oct. 23, 2006	San Jose	Vesa Toskala	23	0-3	Dec. 16, 2014	at Detroit	Jimmy Howard	29	1-0 SO
Oct. 28, 2006	at New Jersey	Martin Brodeur	22	0-1	Jan. 21, 2015	at Winnipeg	Michael Hutchinson	29	0-4
Nov. 12, 2006	at Chicago	Brian Boucher	28	0-1	Feb. 28, 2015	New Jersey	Cory Schneider	33	0-2
Nov. 17, 2006	Colorado	Peter Budaj	25	0-3	Mar. 7, 2015	Colorado	Semyon Varlamov	44	0-4
Nov. 28, 2006	at Vancouver	Roberto Luongo	24	0-1	Oct. 22, 2015	NY Islanders	Jaroslav Halak	37	0-4
Dec. 20, 2006	at Detroit	Dominik Hasek	27	0-5	Nov. 19, 2015	at Ottawa	Craig Anderson	25	0-3
Dec. 23, 2006	at NY Islanders	Rick DiPietro	26	0-4	Feb. 19, 2016	Buffalo	Robin Lehner	38	0-4
Jan. 3, 2007	at Los Angeles	Mathieu Garon	26	0-3	Mar. 5, 2016	at Philadelphia	Steve Mason	19	0-6
Jan. 12, 2007	at Nashville	Tomas Vokoun	22	0-2	Mar. 13, 2016	Tampa Bay	Ben Bishop	37	0-4

ALL-TIME STATISTICS

OVERTIME RECORD BY SEASON

YEAR	GP	HOME				PTS	GP	ROAD				PTS	GP	OVERALL				PTS
		W	L	T	SOL			W	L	T	SOL			W	L	T	SOL	
2000-01	9	2	3	4	11	9	1	3	5	10	18	3	6	9	21			
2001-02	11	2	4	5	13	4	0	1	3	4	15	2	5	8	17			
2002-03	9	2	2	5	11	6	2	1	3	8	15	4	3	8	19			
2003-04	10	4	2	4	14	8	2	2	4	10	18	6	4	8	24			
	GP	W	L	SOL	PTS	GP	W	L	SOL	PTS	GP	W	L	SOL	PTS			
2005-06	8	8	0	0	16	10	6	1	3	16	18	14	1	3	32			
2006-07	8	4	1	3	12	8	5	1	2	13	16	9	2	5	25			
2007-08	9	2	3	4	11	8	3	1	4	11	17	5	4	8	22			
2008-09	10	7	1	2	17	11	4	2	5	15	21	11	3	7	32			
2009-10	12	3	3	6	15	8	2	2	4	10	20	5	5	10	25			
2010-11	11	6	1	4	17	12	4	4	4	16	23	10	5	8	33			
2011-12	4	1	1	2	5	9	5	1	3	14	13	6	2	5	19			
2012-13	10	5	2	3	15	7	5	1	1	12	17	10	3	4	27			
2013-14	5	1	2	2	6	10	7	3	0	17	15	8	5	2	23			
2014-15	9	7	1	1	16	10	7	2	1	17	19	14	3	2	33			
2015-16	13	7	4	2	20	3	1	0	2	4	16	8	4	4	24			
TOTALS	138	61	30	47	199	123	54	25	44	177	261	115	55	91	376			

OVERTIME RECORD BY TEAM

TEAM	GP	HOME				PTS	GP	ROAD				PTS	GP	OVERALL				PTS
		W	L	T	SOL			W	L	T	SOL			W	L	T	SOL	
ANA	4	3	1	0	7	7	4	1	1	11	11	7	2	1	18			
ARI	4	2	0	1	6	4	0	0	3	4	8	2	0	4	10			
BOS	5	2	1	0	7	3	0	1	0	3	8	2	2	0	10			
BUF	1	0	0	1	1	1	1	0	0	2	2	1	0	1	3			
CGY	5	1	2	0	6	8	6	1	0	14	13	7	3	0	20			
CAR	1	0	1	0	1	3	2	1	0	5	4	2	2	0	6			
CHI	11	5	1	1	16	6	2	1	1	8	17	7	2	2	24			
COL	5	2	1	1	7	3	1	0	0	4	8	3	1	1	11			
DAL	7	3	1	0	10	4	2	1	0	6	11	5	2	0	16			
DET	12	4	4	1	16	9	4	1	0	13	21	8	5	1	29			
EDM	9	5	1	3	14	4	2	1	0	6	13	7	2	3	20			
FLA	3	2	0	0	5	4	4	0	0	8	7	6	0	0	13			
LAK	6	3	1	0	9	3	1	1	1	4	9	4	2	1	13			
MIN	4	3	0	1	7	7	4	2	0	11	11	7	2	1	18			
MTL	2	1	0	0	3	3	2	0	1	5	5	3	0	1	8			
NSH	8	3	3	0	11	9	3	1	1	12	17	6	4	1	23			
NJD	2	2	0	0	4	3	1	0	1	4	5	3	0	1	8			
NYI	6	2	2	1	8	5	3	1	0	8	11	5	3	1	16			
NYR	0	0	0	0	0	5	1	2	1	6	5	1	2	1	6			
OTT	2	1	0	1	3	2	1	0	1	3	4	2	0	2	6			
PHI	6	4	0	2	10	1	0	0	1	1	7	4	0	3	11			
PIT	6	3	2	0	9	0	0	0	0	0	6	3	2	0	9			
STL	9	2	3	2	11	8	1	3	1	9	17	3	6	3	20			
SJS	5	2	1	0	7	4	2	2	0	6	9	4	3	0	13			
TBL	1	0	0	1	1	2	0	1	0	2	3	0	1	1	3			
TOR	1	1	0	0	2	2	1	0	1	3	3	2	0	1	5			
VAN	8	3	2	2	11	8	4	2	0	12	16	7	4	2	23			
WSH	4	1	3	0	5	5	2	2	1	7	9	3	5	1	12			
WPG	1	1	0	0	2	0	0	0	0	0	1	1	0	0	2			
TOTALS	138	61	30	18	199	123	54	25	15	177	261	115	55	33	376			

OVERTIME WINS - 57

DATE	OPPONENT	GAME-WINNING GOAL	ASSIST(S)	GOALTENDER	TIME	RESULT
Dec. 8, 2000	Boston	Geoff Sanderson	Frantisek Kucera, Lyle Odelein	Peter Skudra	4:51	3-2
Mar. 9, 2001	at Florida	Robert Kron (SH)	Jamie Pushor	Trevor Kidd	0:43	7-6
Apr. 8, 2001	Chicago	Tyler Wright	Deron Quint	Steve Passmore	2:41	4-3
Nov. 13, 2001	St. Louis	Ray Whitney (PP)	Robert Kron, Marc Denis	Brent Johnson	4:55	3-2
Apr. 12, 2002	Atlanta	Jaroslav Spacek (PP)	Mike Sillinger, Ray Whitney	Milan Hnlicka	0:29	5-4
Feb. 13, 2003	at Montreal	Jaroslav Spacek (PP)	Andrew Cassels, Ray Whitney	Jose Theodore	0:28	2-1
Mar. 6, 2003	Vancouver	Rick Nash	Jaroslav Spacek	Alexander Auld	2:02	5-4
Mar. 20, 2003	Toronto	Tyler Wright	Ray Whitney	Trevor Kidd	4:16	4-3
Mar. 25, 2003	at Los Angeles	Andrew Cassels	Unassisted	empty net	4:12	2-1
Jan. 8, 2004	at San Jose	Rick Nash (PP)	David Vyborny, Anders Eriksson	Evgeni Nabokov	4:57	3-2
Jan. 16, 2004	Los Angeles	Rick Nash	Darryl Sydor	Roman Cechmanek	2:58	3-2
Jan. 31, 2004	Minnesota	Anders Eriksson	Manny Malhotra, Jaroslav Spacek	Dwayne Roloson	2:59	2-1
Feb. 11, 2004	Los Angeles	David Vyborny	Unassisted	Roman Cechmanek	1:58	3-2
Feb. 28, 2004	Colorado	Jaroslav Spacek (PP)	Andrew Cassels, David Vyborny	Philippe Sauve	3:24	5-4
Mar. 27, 2004	at Nashville	Tyler Wright	Trevor Letowski, Jaroslav Spacek	Tomas Vokoun	2:03	3-2
Oct. 26, 2005	Nashville	Adam Foote (SH)	Radoslav Suchy, Todd Marchant	Tomas Vokoun	0:35	3-2
Dec. 11, 2005	New Jersey	Bryan Berard	Sergei Fedorov, Ron Hainsey	Martin Brodeur	4:46	3-2
Dec. 26, 2005	Chicago	Jaroslav Balastik	Radoslav Suchy, Jan Hrdina	Nikolai Khabibulin	2:35	4-3
Jan. 14, 2006	at Florida	David Vyborny (PP)	Jan Hrdina, Duvie Westcott	Roberto Luongo	4:48	5-4
Mar. 11, 2006	Edmonton	Rostislav Klesla	Nikolai Zherdev, Sergei Fedorov	Dwayne Roloson	4:06	4-3
Apr. 18, 2006	Dallas	Sergei Fedorov (PP)	David Vyborny, Mark Hartigan	Johan Hedberg	0:35	5-4
Dec. 26, 2006	Boston	David Vyborny	Ron Hainsey, Alexander Svitov	Tim Thomas	3:06	5-4
Jan. 16, 2007	at Chicago	Jason Chimera	Manny Malhotra	Nikolai Khabibulin	2:31	5-4
Mar. 7, 2007	Los Angeles	David Vyborny (PP)	Ron Hainsey, Rick Nash	Mathieu Garon	4:38	3-2
Apr. 5, 2007	Dallas	Rick Nash	Geoff Platt, Sergei Fedorov	Mike Smith	1:04	2-1
Dec. 1, 2007	at Calgary	Curtis Glencross	Kris Beech, Kris Russell	Miikka Kiprusoff	2:03	4-3
Feb. 29, 2008	at Vancouver	Jason Chimera	Nikolai Zherdev, Dick Tarnstrom	Roberto Luongo	1:07	3-2
Oct. 10, 2008	at Dallas	Rick Nash	Jason Chimera, Christian Backman	Marty Turco	4:39	5-4
Dec. 17, 2008	San Jose	R.J. Umberger	Kristian Huselius, Fedor Tyutin	Evgeni Nabokov	2:55	2-1
Jan. 27, 2009	Detroit	Rick Nash	Mike Commodore, Fedor Tyutin	Chris Osgood	3:27	3-2
Feb. 7, 2009	San Jose	Christian Backman	R.J. Umberger, Jan Hejda	Evgeni Nabokov	1:33	3-2
Mar. 18, 2009	Chicago	Antoine Vermette	R.J. Umberger, Rostislav Klesla	Cristobal Huet	2:38	4-3
Nov. 1, 2009	at Washington	R.J. Umberger (PP)	Rick Nash, Jakub Voracek	Jose Theodore	1:45	5-4
Dec. 28, 2009	Detroit	Fredrik Modin	Fedor Tyutin, Samuel Pahlsson	Jimmy Howard	3:12	1-0
Jan. 30, 2010	at St. Louis	Kris Russell	Derick Brassard, Marc Methot	Chris Mason	1:32	3-2
Oct. 9, 2010	at San Jose	Ethan Moreau	Fedor Tyutin	Antero Nittymaki	1:56	3-2
Nov. 24, 2010	at NY Islanders	Jakub Voracek	Kris Russell	Rick DiPietro	2:31	4-3
Dec. 31, 2010	Ottawa	Jakub Voracek	Unassisted	Brian Elliott	2:06	4-3
Jan. 19, 2011	at Florida	R.J. Umberger (PP)	Grant Clitsome, Rick Nash	Tomas Vokoun	4:06	3-2
Mar. 19, 2011	at Minnesota	Antoine Vermette	Unassisted	Niklas Backstrom	4:26	5-4
Nov. 19, 2011	at Nashville	James Wisniewski	Antoine Vermette	Pekka Rinne	2:43	4-3
Feb. 3, 2012	at Anaheim	Derick Brassard	Unassisted	Jonas Hiller	3:55	3-2
Mar. 3, 2013	Colorado	Artem Anisimov (PP)	Tim Erixon, Mark Letestu	Semyon Varlamov	2:26	2-1
Mar. 7, 2013	Vancouver	Matt Calvert	Fedor Tyutin, Jack Johnson	Cory Schneider	4:03	2-1
Mar. 31, 2013	Anaheim	Mark Letestu	Nikita Nikitin, Dalton Prout	Jonas Hiller	4:00	2-1
Apr. 15, 2013	at Colorado	Nick Foligno	Fedor Tyutin	Jean-Sebastien Giguere	4:31	4-3
Apr. 17, 2013	at Anaheim	Fedor Tyutin	Nick Foligno, Marian Gaborik	Viktor Fasth	2:19	3-2
Nov. 20, 2013	at Calgary	Nikita Nikitin	David Savard, Cam Atkinson	Reto Berra	2:25	2-1
Mar. 29, 2014	at Carolina	Ryan Johansen (PP)	Artem Anisimov, James Wisniewski	Anton Khudobin	2:40	3-2
Apr. 8, 2014	Phoenix	Ryan Johansen	James Wisniewski	Thomas Greiss	3:33	4-3
Dec. 9, 2014	Philadelphia	Kevin Connauton	Ryan Johansen	Steve Mason	1:58	3-2
Dec. 11, 2014	at Washington	Nick Foligno (PP)	Jack Johnson, Ryan Johansen	Braden Holtby	4:41	3-2
Feb. 13, 2015	Philadelphia	Artem Anisimov	James Wisniewski, Nick Foligno	Ray Emery	2:17	4-3
Mar. 21, 2015	at Calgary	Rene Bourque	Kevin Connauton, Fedor Tyutin	Karri Ramo	4:01	3-2
Mar. 31, 2015	New Jersey	Jack Johnson	David Savard, Ryan Johansen	Cory Schneider	0:56	3-2
Nov. 27, 2015	Pittsburgh	Cam Atkinson	Brandon Dubinsky, Jack Johnson	Marc-Andre Fleury	2:42	2-1
Apr. 9, 2016	Chicago	Scott Hartnell (PP)	Cam Atkinson, Seth Jones	Corey Crawford	2:28	5-4

ALL-TIME STATISTICS

OVERTIME LOSSES - 55

DATE	OPPONENT	GAME-WINNING GOAL	ASSIST(S)	GOALTENDER	TIME	RESULT
Oct. 22, 2000	Detroit	Kirk Maltby	Sergei Fedorov, Jiri Fischer	Ron Tugnutt	2:01	1-2
Dec. 13, 2000	at Anaheim	Niclas Havelid	Marty McInnis, Anthony Hrkac	Marc Denis	2:13	4-5
Jan. 17, 2001	at Minnesota	Sean O'Donnell	Scott Pellerin, Brad Bombardir	Ron Tugnutt	3:53	2-3
Jan. 31, 2001	Detroit	Steve Yzerman	Igor Larionov	Ron Tugnutt	1:00	2-3
Feb. 17, 2001	Pittsburgh	Alexei Kovalev	Martin Straka	Ron Tugnutt	1:19	2-3
Feb. 20, 2001	at San Jose	Marco Sturm	Bryan Marchment, Jeff Friesen	Ron Tugnutt	4:18	2-3
Nov. 21, 2001	Detroit	Luc Robitaille (PP)	Nicklas Lidstrom, Igor Larionov	Ron Tugnutt	4:17	0-1
Feb. 9, 2002	Nashville	Denis Arhipov	Vladimir Orszagh, Andy Delmore	Marc Denis	2:45	0-1
Feb. 28, 2002	Pittsburgh	Michal Rozsival	Jan Hrdina, Kris Beech	Ron Tugnutt	1:42	3-4
Mar. 21, 2002	Detroit	Sergei Fedorov	Brendan Shanahan, Nicklas Lidstrom	Marc Denis	0:25	2-3
Mar. 28, 2002	at Vancouver	Andrew Cassels	Todd Bertuzzi, Mattias Ohlund	Marc Denis	4:20	3-4
Nov. 5, 2002	Washington	Peter Bondra	Michael Nylander, Kip Miller	Marc Denis	4:56	3-4
Nov. 17, 2002	at Dallas	Pierre Turgeon	Scott Young, Sergei Zubov	Marc Denis	3:19	2-3
Mar. 8, 2003	Calgary	Jarome Iginla	Craig Conroy	Marc Denis	4:52	2-3
Oct. 30, 2003	at Edmonton	Brad Isbister	Mike York, Marc-Andre Bergeron	Marc Denis	2:29	3-4
Dec. 12, 2003	St. Louis	Doug Weight	Pavol Demitra, Keith Tkachuk	Fred Brathwaite	4:51	2-3
Dec. 16, 2003	at St. Louis	Keith Tkachuk	Chris Pronger, Pavol Demitra	Marc Denis	4:17	1-2
Feb. 14, 2004	San Jose	Marco Sturm	Patrick Marleau, Brad Stuart	Marc Denis	4:43	1-2
Mar. 13, 2006	at St. Louis	Christian Backman	Keith Tkachuk, Jay McClement	Pascal Leclaire	3:49	2-3
Oct. 6, 2006	Vancouver	Daniel Sedin	Henrik Sedin	Pascal Leclaire	0:31	2-3
Dec. 29, 2006	at Minnesota	Wes Walz	Martin Skoula, Pavol Demitra	Ty Conklin	1:29	3-4
Dec. 10, 2007	Anaheim	Chris Pronger (PP)	Ryan Getzlaf, Mathieu Schneider	Pascal Leclaire	3:14	3-4
Feb. 5, 2008	Washington	Alex Ovechkin	Tom Poti, Shaone Morrisonn	Fredrik Norrena	2:28	3-4
Feb. 8, 2008	at San Jose	Joe Thornton (PP)	Sandis Ozolinsh, Patrick Marleau	Fredrik Norrena	1:49	1-2
Mar. 7, 2008	Edmonton	Andrew Cogliano	Robert Nilsson	Pascal Leclaire	1:53	1-2
Nov. 3, 2008	at NY Islanders	Chris Campoli	Mike Comrie	Fredrik Norrena	3:13	3-4
Mar. 24, 2009	at Tampa Bay	Martin St. Louis	Steven Stamkos, Richard Petiot	Steve Mason	3:04	1-2
Apr. 5, 2009	Chicago	Kris Versteeg	Andrew Ladd	Steve Mason	3:10	0-1
Dec. 31, 2009	Nashville	David Legwand	Joel Ward	Mathieu Garon	0:28	1-2
Mar. 2, 2010	Vancouver	Christian Ehrhoff	Ryan Kesler, Alexandre Burrows	Steve Mason	1:33	3-4
Mar. 20, 2010	at Nashville	Cody Franson	Martin Erat, Colin Wilson	Steve Mason	1:54	0-1
Mar. 27, 2010	NY Islanders	Josh Bailey	John Tavares, Mark Streit	Mathieu Garon	2:58	3-4
Apr. 5, 2010	at St. Louis	Erik Johnson (PP)	Andy McDonald, David Perron	Mathieu Garon	3:59	1-2
Dec. 13, 2010	at Calgary	Jarome Iginla	Alex Tanguay, Cory Sarich	Mathieu Garon	3:49	2-3
Dec. 15, 2010	at Vancouver	Ryan Kesler (PP)	Daniel Sedin, Henrik Sedin	Mathieu Garon	3:30	2-3
Jan. 15, 2011	at Detroit	Johan Franzen	Henrik Zetterberg, Niklas Kronwall	Steve Mason	0:45	5-6
Mar. 9, 2011	St. Louis	Chris Stewart	Carlo Colaiacovo, Kevin Shattenkirk	Mathieu Garon	0:54	3-4
Mar. 31, 2011	at Washington	Jason Chimera	Brooks Laich, John Carlson	Steve Mason	2:30	3-4
Dec. 8, 2011	Nashville	Colin Wilson	Martin Erat	Curtis Sanford	1:45	3-4
Feb. 19, 2012	at NY Rangers	Derek Stepan	Michael Del Zotto, Marian Gaborik	Steve Mason	0:22	2-3
Feb. 7, 2013	Calgary	Alex Tanguay	Jarome Iginla, T.J. Brodie	Sergei Bobrovsky	1:07	3-4
Feb. 26, 2013	Dallas	Loui Eriksson	Derek Roy, Brenden Dillon	Sergei Bobrovsky	3:03	4-5
Mar. 1, 2013	at Chicago	Brent Seabrook	Jonathan Toews, Viktor Stalberg	Steve Mason	3:23	3-4
Nov. 12, 2013	at Washington	Alex Ovechkin	Marcus Johansson, John Carlson	Sergei Bobrovsky	1:34	3-4
Nov. 14, 2013	at Boston	Milan Lucic	Unassisted	Sergei Bobrovsky	4:11	2-3
Dec. 14, 2013	St. Louis	David Backes	Unassisted	Mike McKenna	0:22	3-4
Feb. 6, 2014	at Los Angeles	Robyn Regehr	Mike Richards, Jeff Carter	Sergei Bobrovsky	2:33	1-2
Apr. 1, 2014	Colorado	Gabriel Landeskog (PP)	Tyson Barrie, Nathan MacKinnon	Sergei Bobrovsky	4:27	2-3
Nov. 7, 2014	at Carolina	Elias Lindholm (PP)	Eric Staal, Victor Rask	Curtis McElhinney	4:22	2-3
Dec. 18, 2014	Washington	Eric Fehr	Mike Green	Sergei Bobrovsky	0:42	4-5
Apr. 6, 2015	at NY Rangers	Derek Stepan	Keith Yandle	Sergei Bobrovsky	4:10	3-4
Dec. 8, 2015	Los Angeles	Alec Martinez	Nick Shore, Dustin Brown	Curtis McElhinney	4:33	2-3
Dec. 12, 2015	NY Islanders	Kyle Okposo	Josh Bailey	Curtis McElhinney	2:16	2-3
Jan. 9, 2016	Carolina	Jordan Staal	Jacob Slavin	Joonas Korpisalo	2:45	3-4
Feb. 16, 2016	at Boston	Loui Eriksson	Torey Krug, David Krejci	Joonas Korpisalo	0:33	1-2

SHOOTOUT RECORD BY SEASON

SEASON	HOME				ROAD				OVERALL			
	GP	W	L	PTS	GP	W	L	PTS	GP	W	L	PTS
2005-06	3	3	0	6	8	5	3	13	11	8	3	19
2006-07	4	1	3	5	6	4	2	10	10	5	5	15
2007-08	6	2	4	8	5	1	4	6	11	3	8	14
2008-09	5	3	2	8	8	3	5	11	13	6	7	19
2009-10	8	2	6	10	4	0	4	4	12	2	10	14
2010-11	9	5	4	14	4	0	4	4	13	5	8	18
2011-12	3	1	2	4	6	3	3	9	9	4	5	13
2012-13	5	2	3	7	4	3	1	7	9	5	4	14
2013-14	2	0	2	2	5	5	0	10	7	5	2	12
2014-15	5	4	1	9	6	5	1	11	11	9	2	20
2015-16	7	5	2	12	3	1	2	4	10	6	4	16
TOTALS	57	28	29	85	59	30	29	89	116	58	58	174

*Shootout began in 2005-06

SHOOTOUT RECORD BY TEAM

Team	HOME				ROAD				OVERALL			
	GP	W	L	PTS	GP	W	L	PTS	GP	W	L	PTS
Anaheim	2	2	0	4	3	2	1	5	5	4	1	9
Arizona	2	1	1	3	1	0	1	1	3	1	2	4
Boston	2	0	2	2	2	0	2	2	4	0	4	4
Buffalo	0	0	0	0	1	1	0	2	1	1	0	2
Calgary	3	1	2	4	4	3	1	7	7	4	3	11
Carolina	0	0	0	0	1	1	0	2	1	1	0	2
Chicago	5	1	4	6	3	1	2	4	8	2	6	10
Colorado	1	0	1	1	2	0	2	2	3	0	3	3
Dallas	4	1	3	5	2	1	1	3	6	2	4	8
Detroit	5	2	3	7	8	4	4	12	13	6	7	19
Edmonton	4	4	0	8	3	2	1	5	7	6	1	13
Florida	3	2	1	5	1	1	0	2	4	3	1	7
Los Angeles	2	0	2	2	0	0	0	0	2	0	2	2
Minnesota	2	2	0	4	4	3	1	7	6	5	1	11
Montreal	2	1	1	3	1	1	0	2	3	2	1	5
Nashville	4	2	2	6	5	1	4	6	9	3	6	12
New Jersey	0	0	0	0	2	1	1	3	2	1	1	3
NY Islanders	3	2	1	5	3	2	1	5	6	4	2	10
NY Rangers	0	0	0	0	2	1	1	3	2	1	1	3
Ottawa	0	0	0	0	1	1	0	2	1	1	0	2
Philadelphia	2	2	0	4	0	0	0	0	2	2	0	4
Pittsburgh	3	2	1	5	0	0	0	0	3	2	1	5
St. Louis	3	1	2	4	3	0	3	3	6	1	5	7
San Jose	2	0	2	2	0	0	0	0	2	0	2	2
Tampa Bay	0	0	0	0	1	0	1	1	1	0	1	1
Toronto	0	0	0	0	1	1	0	2	1	1	0	2
Vancouver	2	1	1	3	5	3	2	8	7	4	3	11
Washington	1	1	0	2	0	0	0	0	1	1	0	2
Winnipeg	0	0	0	0	0	0	0	0	0	0	0	0
TOTALS	57	28	29	85	59	30	29	89	116	58	58	174

ALL-TIME STATISTICS

SHOOTOUT WINS - 58

DATE	OPPONENT	SHOOTOUT DECIDING GOAL	GOALTENDER	ROUND	SHOOTOUT SCORE	GAME SCORE
Oct. 28, 2005	Minnesota	Trevor Letowski	Dwayne Roloson	8th	2-1	2-1
Nov. 30, 2005	at Minnesota	Jaroslav Balastik	Manny Fernandez	3rd	1-0	3-2
Dec. 8, 2005	NY Islanders	David Vyborny	Rick DiPietro	1st	1-0	4-3
Jan. 20, 2006	St. Louis	Rick Nash	Curtis Sanford	2nd	1-0	4-3
Feb. 1, 2006	at Calgary	Jaroslav Balastik	Miikka Kiprusoff	1st	2-0	2-1
Feb. 2, 2006	at Edmonton	Jason Chimera	Jussi Markkanen	8th	4-3	2-1
Mar. 5, 2006	at Anaheim	Rick Nash	Jean-Sebastien Giguere	3rd	1-0	3-2
Mar. 25, 2006	at Detroit	Jaroslav Balastik	Chris Osgood	1st	1-0	5-4
Nov. 3, 2006	Calgary	Manny Malholtra	Jamie McLennan	11th	4-3	5-4
Jan. 30, 2007	at Vancouver	Nikolai Zherdev	Roberto Luongo	3rd	2-1	3-2
Mar. 2, 2007	at Dallas	Jason Chimera	Marty Turco	1st	1-0	3-2
Mar. 14, 2007	at Anaheim	David Vyborny	Jean-Sebastien Giguere	5th	1-0	5-4
Mar. 22, 2007	at Detroit	Sergei Fedorov	Chris Osgood	6th	3-2	2-1
Nov. 24, 2007	Detroit	Rick Nash	Chris Osgood	2nd	3-1	3-2
Jan. 12, 2008	Nashville	Nikolai Zherdev	Chris Mason	1st	1-0	2-1
Feb. 21, 2008	at Ottawa	Rick Nash	Ray Emery	1st	2-0	3-2
Nov. 7, 2008	Montreal	Kristian Huselius	Jaroslav Halak	1st	2-0	4-3
Dec. 11, 2008	Nashville	Jakub Voracek	Dan Ellis	3rd	2-1	2-1
Jan. 18, 2009	at Vancouver	Jason Williams	Roberto Luongo	1st	2-0	6-5
Feb. 19, 2009	at Toronto	Rick Nash	Justin Pogge	2nd	2-1	4-3
Mar. 12, 2009	Pittsburgh	Kristian Huselius	Marc-Andre Fleury	3rd	1-0	4-3
Apr. 8, 2009	at Chicago	Fedor Tyutin	Nikolai Khabibulin	2nd	1-0	4-3
Nov. 13, 2009	Anaheim	Kristian Huselius	Jean-Sebastien Giguere	1st	2-0	3-2
Nov. 16, 2009	Edmonton	Jakub Voracek	Nikolai Khabibulin	4th	2-1	3-2
Oct. 28, 2010	Edmonton	Rick Nash	Devan Dubnyk	1st	2-0	3-2
Dec. 6, 2010	Dallas	Kyle Wilson	Kari Lehtonen	3rd	2-1	3-2
Dec. 27, 2010	Minnesota	Kyle Wilson	Jose Theodore	2nd	3-1	4-3
Jan. 14, 2011	Detroit	Antoine Vermette	Joey MacDonald	4th	1-0	3-2
Mar. 29, 2011	Florida	Maksim Mayorov	Scott Clemmensen	2nd	1-0	3-2
Dec. 1, 2011	at Calgary	Rick Nash	Miikka Kiprusoff	3rd	1-0	4-3
Dec. 6, 2011	at Montreal	Rick Nash	Carey Price	2nd	1-0	3-2
Dec. 13, 2011	Vancouver	Rick Nash	Roberto Luongo	2nd	3-1	2-1
Mar. 18, 2012	at Calgary	Cam Atkinson	Miikka Kiprusoff	4th	1-0	2-1
Jan. 19, 2013	at Nashville	Derek Brassard	Pekka Rinne	6th	2-1	3-2
Mar. 5, 2013	Edmonton	Artem Anisimov	Devan Dubnyk	1st	2-0	4-3
Mar. 10, 2013	at Detroit	Matt Calvert	Jimmy Howard	2nd	2-1	3-2
Mar. 16, 2013	Phoenix	Artem Anisimov	Mike Smith	1st	2-0	1-0
Apr. 13, 2013	at Minnesota	Mark Letestu	Niklas Backstrom	1st	2-0	3-2
Oct. 5, 2013	at NY Islanders	Cam Atkinson	Evgeni Nabokov	4th	2-1	3-2
Dec. 27, 2013	at New Jersey	Cam Atkinson	Martin Brodeur	3rd	1-0	2-1
Jan. 6, 2014	at NY Rangers	Mark Letestu	Henrik Lundqvist	1st	2-0	4-3
Jan. 18, 2014	at Buffalo	Ryan Johansen	Ryan Miller	3rd	1-0	4-3
Mar. 15, 2014	at Minnesota	Ryan Johansen	Darcy Kuemper	4th	3-2	2-1
Dec. 4, 2014	at Florida	Ryan Johansen	Roberto Luongo	4th	1-0	4-3
Dec. 13, 2014	Pittsburgh	Ryan Johansen	Thomas Greiss	2nd	2-1	4-3
Dec. 16, 2014	at Detroit	Boone Jenner	Jimmy Howard	3rd	2-1	1-0
Dec. 20, 2014	Chicago	Jack Johnson	Corey Crawford	9th	2-1	3-2
Mar. 10, 2015	at Carolina	Ryan Johansen	Cam Ward	3rd	1-0	4-3
Mar. 13, 2015	Edmonton	Alexander Wennberg	Ben Scrivens	5th	1-0	5-4
Mar. 18, 2015	at Edmonton	Alexander Wennberg	Ben Scrivens	3rd	2-1	4-3
Apr. 2, 2015	NY Islanders	Mark Letestu	Jaroslav Halak	1st	2-0	4-3
Apr. 11, 2015	at NY Islanders	Cam Atkinson	Jaroslav Halak	4th	2-1	5-4
Dec. 19, 2015	Philadelphia	Brandon Dubinsky	Steve Mason	6th	2-1	3-2
Jan. 2, 2016	Washington	Ryan Johansen	Braden Holtby	3rd	2-1	5-4
Feb. 4, 2016	at Vancouver	Alexander Wennberg	Ryan Miller	3rd	1-0	2-1
Feb. 11, 2016	Anaheim	Cam Atkinson	Frederik Andersen	1st	2-0	4-3
Feb. 27, 2016	Florida	Brandon Dubinsky	Roberto Luongo	3rd	1-0	4-3
Mar. 22, 2016	Philadelphia	Boone Jenner	Steve Mason	5th	1-0	3-2

SHOOTOUT LOSSES - 58

DATE	OPPONENT	SHOOTOUT DECIDING GOAL	GOALTENDER	ROUND	SHOOTOUT SCORE	GAME SCORE
Dec. 20, 2005	at Detroit	Jason Williams	Pascal Leclaire	2nd	1-2	3-4
Jan. 7, 2006	at Colorado	Alex Tanguay	Pascal Leclaire	4th	1-2	2-3
Apr. 7, 2006	at Detroit	Tomas Holmstrom	Marc Denis	5th	0-1	5-6
Nov. 22, 2006	St. Louis	Bill Guerin	Pascal Leclaire	4th	0-1	3-4
Dec. 14, 2006	at Phoenix	Mike Comrie	Fredrik Norrena	3rd	0-1	4-5
Jan. 9, 2007	St. Louis	Lee Stempniak	Fredrik Norrena	3rd	2-3	3-4
Feb. 20, 2007	at St. Louis	Lee Stempniak	Fredrik Norrena	1st	0-2	4-5
Feb. 25, 2007	Nashville	Alexander Radulov	Ty Conklin	1st	0-1	3-4
Oct. 17, 2007	Dallas	Jussi Jokinen	Fredrik Norrena	2nd	0-1	2-3
Nov. 1, 2007	at Anaheim	Mathieu Schneider	Fredrik Norrena	2nd	0-1	1-2
Nov. 10, 2007	at Nashville	Martin Erat	Fredrik Norrena	2nd	0-1	3-4
Nov. 18, 2007	Detroit	Johan Franzen	Pascal Leclaire	5th	2-3	4-5
Dec. 3, 2007	Dallas	Niklas Hagman	Pascal Leclaire	5th	2-3	1-2
Feb. 10, 2008	Los Angeles	Patrick O'Sullivan	Pascal Leclaire	4th	1-2	2-3
Mar. 2, 2008	at Edmonton	Ales Hemsky	Pascal Leclaire	2nd	0-1	3-4
Mar. 30, 2008	at Chicago	Patrick Kane	Fredrik Norrena	1st	0-1	4-5
Nov. 1, 2008	Chicago	Jonathan Toews	Fredrik Norrena	1st	0-1	3-4
Nov. 15, 2008	at Minnesota	Marek Zidlicky	Steve Mason	2nd	0-2	2-3
Dec. 18, 2008	at Dallas	Brad Richards	Pascal Leclaire	1st	0-2	5-6
Jan. 21, 2009	at Calgary	Todd Bertuzzi	Steve Mason	3rd	0-1	4-5
Feb. 16, 2009	Dallas	James Neal	Steve Mason	2nd	0-1	2-3
Mar. 28, 2009	at St. Louis	David Perron	Steve Mason	4th	1-2	3-4
Apr. 4, 2009	at Nashville	Ville Koistinen	Steve Mason	3rd	0-1	4-5
Oct. 30, 2009	Pittsburgh	Sidney Crosby	Steve Mason	2nd	0-1	3-4
Nov. 4, 2009	San Jose	Dan Boyle	Steve Mason	2nd	0-1	2-3
Nov. 21, 2009	at Nashville	David Legwand	Steve Mason	2nd	1-2	3-4
Nov. 28, 2009	Calgary	Jamie Lundmark	Steve Mason	4th	2-3	3-4
Dec. 1, 2009	at Chicago	Brent Seabrook	Steve Mason	11th	1-2	3-4
Dec. 10, 2009	at Nashville	Steve Sullivan	Mathieu Garon	5th	2-3	3-4
Dec. 17, 2009	Phoenix	Robert Lang	Mathieu Garon	3rd	1-2	1-2
Dec. 29, 2009	at NY Islanders	Rob Schremp	Steve Mason	3rd	0-1	1-2
Feb. 14, 2010	Chicago	Troy Brouwer	Mathieu Garon	4th	1-2	4-5
Apr. 9, 2010	Detroit	Todd Bertuzzi	Steve Mason	4th	1-2	0-1
Dec. 1, 2010	Nashville	Steve Sullivan	Steve Mason	2nd	0-1	3-4
Jan. 18, 2011	at Tampa Bay	Ryan Malone	Mathieu Garon	4th	0-1	2-3
Feb. 16, 2011	Los Angeles	Jarrett Stoll	Mathieu Garon	2nd	0-1	3-4
Mar. 1, 2011	at Vancouver	Raffi Torres	Steve Mason	8th	2-3	1-2
Mar. 7, 2011	at St. Louis	Alexander Steen	Steve Mason	4th	2-3	4-5
Mar. 15, 2011	Boston	Tyler Seguin	Steve Mason	1st	0-1	2-3
Mar. 22, 2011	at Colorado	Milan Hejduk	Steve Mason	1st	0-1	4-5
Apr. 1, 2011	Chicago	Viktor Stalberg	Mathieu Garon	3rd	0-1	3-4
Oct. 12, 2011	Colorado	Matt Duchene	Steve Mason	2nd	1-2	2-3
Nov. 17, 2011	at Boston	David Krejci	Curtis Sanford	3rd	1-2	1-2
Nov. 23, 2011	at New Jersey	Ilya Kovalchuk	Curtis Sanford	1st	0-2	1-2
Dec. 27, 2011	Calgary	Jarome Iginla	Steve Mason	1st	0-1	1-2
Jan. 21, 2012	at Detroit	Valtteri Filppula	Curtis Sanford	4th	0-1	2-3
Jan. 21, 2013	Detroit	Damien Brunner	Sergei Bobrovsky	4th	0-1	3-4
Mar. 12, 2013	Vancouver	Mason Raymond	Sergei Bobrovsky	3rd	0-1	1-2
Mar. 14, 2013	Chicago	Patrick Kane	Sergei Bobrovsky	2nd	1-2	1-2
Mar. 26, 2013	at Vancouver	Maxim Lapierre	Sergei Bobrovsky	3rd	0-1	0-1
Nov. 15, 2013	Montreal	David Desharnais	Curtis McElhinney	2nd	0-1	2-3
Mar. 13, 2014	San Jose	Joe Pavelski	Sergei Bobrovsky	2nd	0-1	3-4
Nov. 21, 2014	Boston	Alex Khokhlachev	Sergei Bobrovsky	7th	0-1	3-4
Feb. 22, 2015	at NY Rangers	Rick Nash	Curtis McElhinney	3rd	1-2	3-4
Dec. 4, 2015	Florida	Aleksander Barkov	Sergei Bobrovsky	4th	1-2	1-2
Jan. 23, 2016	at Boston	Ryan Spooner	Joonas Korpisalo	1st	0-2	2-3
Feb. 9, 2016	NY Islanders	Cal Clutterbuck	Joonas Korpisalo	4th	1-2	2-3
Feb. 23, 2016	at Detroit	Riley Sheahan	Curtis McElhinney	2nd	0-2	1-2

ALL-TIME STATISTICS

ALL-TIME INDIVIDUAL SHOOTOUT STATISTICS

PLAYER	RD. 1	RD. 2	RD. 3	RD. 4	RD. 5	RD. 6	RD. 7	RD. 8	RD. 9	RD. 10	RD. 11	TOTAL	S PCT.	GWG
A. Anisimov	3-5	2-5	0-2	5-of-12	.417	2
C. Atkinson	3-17	2-4	1-3	3-3	9-of-27	.333	5
J. Balastik	5-8	...	1-1	6-of-9	.667	3
B. Berard	0-1	0-of-1	.000	0
O. Bjorkstrand	0-1	0-of-1	.000	0
D. Brassard	...	1-2	0-3	0-1	...	1-1	2-of-7	.286	1
G. Brule	...	0-1	0-1	...	0-1	0-of-4	.000	0
M. Calvert	...	1-4	0-2	0-3	0-1	1-of-10	.100	1
A. Carter	1-1	1-of-1	1.000	0
J. Carter	0-1	...	0-1	0-of-2	.000	0
J. Chimera	1-1	0-2	...	0-1	0-1	1-2	0-1	2-of-8	.250	2
K. Connauton	0-1	0-of-1	.000	0
D. Dorsett	...	0-1	0-of-1	.000	0
B. Dubinsky	...	1-4	1-2	1-1	0-1	3-of-8	.375	2
A. Eriksson	0-1	...	0-of-1	.000	0
S. Fedorov	0-1	0-2	0-2	0-1	1-2	1-1	2-of-9	.222	1
N. Filatov	0-1	1-3	1-of-4	.250	0
N. Foligno	0-3	0-1	0-1	0-of-5	.000	0
A. Foote	0-1	0-of-1	.000	0
D. Fritsche	0-1	0-of-1	.000	0
C. Glencross	1-1	1-of-1	1.000	0
R. Hainsey	0-1	0-of-1	.000	0
M. Hartigan	1-2	1-of-2	.500	0
J. Hrdina	0-1	...	0-1	0-of-2	.000	0
K. Huselius	4-14	0-1	3-8	7-of-23	.304	3
B. Jenner	1-1	0-3	1-1	2-of-5	.400	2
R. Johansen	1-5	5-14	3-6	2-3	0-1	11-of-29	.379	6
J. Johnson	0-2	0-1	1-1	...	1-of-4	.250	1
Z. Konopka	...	0-1	0-of-1	.000	0
T. Kubalik	...	0-1	0-of-1	.000	0
M. Letestu	5-13	3-6	2-3	10-of-22	.455	3
T. Letowski	0-1	0-1	1-1	1-1	2-of-4	.500	1
J. Lindstrom	0-1	0-of-1	.000	0
D. MacKenzie	0-1	0-of-1	.000	0
M. Malhotra	0-1	1-1	1-of-2	.500	1
M. Mayorov	0-1	1-1	1-of-2	.500	1
F. Modin	0-1	0-1	0-1	0-of-3	.000	0
J. Morin	1-1	1-of-1	1.000	0
R. Nash	8-20	13-33	4-13	1-1	26-of-67	.388	9
J. Novotny	0-1	0-1	0-1	0-of-3	.000	0
S. Pahlsson	0-1	0-of-1	.000	0
M. Peca	1-2	0-1	0-1	1-of-4	.250	0
A. Picard	0-1	0-of-1	.000	0
G. Platt	...	0-1	0-of-1	.000	0
V. Prospal	...	0-1	0-of-1	.000	0
K. Russell	0-1	...	0-of-1	.000	0
B. Saad	0-1	0-of-1	.000	0
A. Stralman	...	0-1	...	0-1	0-of-2	.000	0
A. Svitov	0-1	0-of-1	.000	0
R. Torres	0-1	0-of-1	.000	0
F. Tyutin	...	2-4	1-4	1-1	...	0-2	4-of-11	.364	1
R. Umberger	0-1	0-1	0-1	0-1	0-of-4	.000	0
S. Upshall	...	0-1	0-1	0-of-2	.000	0
A. Vermette	0-1	...	0-2	1-5	1-3	2-of-11	.182	1
J. Voracek	0-2	0-1	2-8	1-1	3-of-12	.250	2
D. Vyborny	4-8	0-3	0-4	1-1	1-3	6-of-19	.316	2
A. Wennberg	...	1-4	4-6	...	1-1	0-1	...	0-1	6-of-13	.462	3
J. Williams	2-5	0-1	0-1	2-of-7	.286	1
K. Wilson	...	1-4	1-1	2-of-5	.400	2
J. Wisniewski	1-2	0-1	1-of-3	.333	0
T. Wright	0-1	0-of-1	.000	0
N. Zherdev	2-5	3-7	2-4	1-3	8-of-19	.421	2
Total	39-116	36-116	28-93	12-37	6-17	3-10	2-7	2-6	1-3	0-2	1-2	131-of-409	.320	58

GOALTENDER	RD. 1	RD. 2	RD. 3	RD. 4	RD. 5	RD. 6	RD. 7	RD. 8	RD. 9	RD. 10	RD. 11	TOTAL	SV PCT.	RECORD
S. Bobrovsky	20-24	19-24	12-16	8-10	4-5	3-3	1-2	1-1	1-1	69-of-86	.802	17-7
T. Conklin	1-2	1-2	1-1	3-of-5	.600	1-1
M. Denis	3-4	4-4	3-3	1-2	1-2	1-1	0-1	1-1	14-of-18	.778	3-1
A. Forsberg	0-1	1-1	1-1	2-of-3	.667	1-0
M. Garon	8-9	5-9	4-7	1-4	0-1	18-of-30	.600	3-6
J. Korpisalo	4-6	6-6	3-5	1-2	1-1	1-1	16-of-21	.762	4-2
P. Leclaire	11-16	13-16	9-12	1-6	0-3	1-1	0-1	1-1	1-1	1-1	1-1	39-of-59	.661	8-8
S. Mason	23-31	16-31	14-19	4-8	1-2	2-2	2-2	1-2	1-1	1-1	0-1	65-of-100	.650	12-19
C. McElhinney	4-6	3-6	3-5	1-1	11-of-18	.611	3-3
F. Norrena	6-11	6-11	5-7	1-2	2-2	1-1	21-of-34	.618	3-8
M. Prusek	1-1	0-1	1-1	1-1	1-1	1-1	1-1	1-1	7-of-8	.875	1-0
C. Sanford	4-5	3-5	3-4	0-1	10-of-15	.667	2-3
Total	85-116	77-116	59-81	19-37	10-17	10-10	4-7	5-6	3-3	2-2	1-2	275-of-397	.693	58-58

RECORD BY DIVISION

YEAR	CENTRAL	PACIFIC	NORTHWEST	VS. WEST	NORTHEAST	ATLANTIC	SOUTHEAST / METRO*	VS. EAST
2000-01	6-10-2-2	8-9-1-2	5-12-1-1	19-31-4-5	3-0-3-0	1-4-2-1	5-4-0-0	9-8-5-1
2001-02	5-9-3-3	6-14-0-0	4-14-1-1	15-37-4-4	2-5-1-0	4-0-3-1	1-5-0-0	7-10-4-1
2002-03	5-13-2-0	7-11-1-1	8-8-3-1	20-32-6-2	3-3-0-0	5-3-0-0	1-4-2-1	9-10-2-1
2003-04	9-13-0-2	5-10-4-1	6-11-2-1	20-34-6-4	0-4-1-0	2-2-1-0	3-5-0-0	5-11-2-0
2005-06	14-15-3	8-12-0	8-11-1	30-38-4	0-0-0	4-1-0	1-4-0	5-5-0
2006-07	11-17-4	10-9-1	8-10-2	29-36-7	3-2-0	1-4-0	0-0-0	4-6-0
2007-08	11-18-3	9-5-6	8-10-2	28-33-11	3-2-0	0-0-0	3-1-1	6-3-1
2008-09	10-10-4	6-12-2	12-6-2	28-28-8	5-0-0	3-3-1	5-0-1	13-3-2
2009-10	7-9-8	9-9-2	8-10-2	24-28-12	2-3-0	0-3-3	6-1-0	8-7-3
2010-11	8-11-5	8-11-1	7-9-4	23-31-10	3-2-1	4-2-0	4-0-2	11-4-3
2011-12	5-17-2	9-11-0	9-9-2	23-37-4	2-4-1	1-2-2	3-3-0	6-9-3
2012-13	9-6-3	8-6-1	7-5-3	24-17-7
2013-14	6-6-2	7-5-2	...	13-11-4	...	14-8-2	16-13-1*	30-21-3
2014-15	8-6-0	8-6-0	...	16-12-0	...	11-12-1	15-11-4*	26-23-5
2015-16	6-8-0	8-5-1	...	14-13-1	...	9-11-4	11-16-3*	20-27-7
TOTAL	120-168-48	116-135-26	90-115-29	326-418-103	26-25-7	59-55-21	74-67-15	159-147-43

RECORD BY MONTH

YEAR	OCTOBER	NOVEMBER	DECEMBER	JANUARY	FEBRUARY	MARCH	APRIL
2000-01	3-8-0-1	4-8-1-0	5-6-3-1	5-4-0-2	3-5-3-2	5-6-2-0	3-2-0-0
2001-02	1-7-4-0	6-6-1-1	3-9-1-0	4-9-1-0	1-3-1-2	5-8-0-2	2-5-0-0
2002-03	3-5-1-0	6-6-1-2	4-8-1-0	7-6-2-0	3-7-1-0	5-8-1-1	1-2-1-0
2003-04	3-6-0-1	4-6-3-0	2-9-1-2	6-6-3-0	4-7-1-1	5-10-0-0	1-1-0-0
2005-06	4-8-0	3-10-0	5-8-1	8-4-1	3-3-0	7-7-1	5-3-1
2006-07	3-5-1	3-10-1	9-5-2	6-6-1	3-7-2	8-6-0	1-3-0
2007-08	7-3-1	4-7-3	7-5-2	7-7-0	5-5-3	4-6-3	0-3-0
2008-09	4-6-0	6-4-3	7-6-1	7-5-1	7-4-1	9-4-2	1-2-2
2009-10	6-5-1	7-4-3	2-9-5	7-8-0	3-2-1	7-4-3	0-3-2
2010-11	6-4-0	8-4-0	6-7-3	3-6-2	8-3-1	3-7-6	0-4-1
2011-12	2-9-1	4-6-2	4-8-2	3-8-1	5-7-1	9-7-0	2-1-0
2012-13	0-0-0	0-0-0	0-0-0	2-5-1	3-7-2	10-2-4	9-3-0
2013-14	5-6-0	5-8-3	7-5-1	10-4-0	2-2-1	9-5-1	5-2-1
2014-15	4-6-0	2-9-2	10-1-1	5-8-0	5-7-1	11-4-0	5-0-1
2015-16	2-10-0	8-5-0	4-7-3	5-5-2	7-3-3	4-9-0	4-1-0
TOTAL	53-88-11	70-93-26	75-93-30	85-91-17	62-72-27	101-93-26	39-35-9

RECORD BY DAY OF THE WEEK

YEAR	MONDAY	TUESDAY	WEDNESDAY	THURSDAY	FRIDAY	SATURDAY	SUNDAY
2000-01	2-4-0-0	4-2-1-1	4-8-3-3	4-4-2-0	5-5-0-0	5-10-2-1	4-6-1-1
2001-02	3-8-2-0	2-6-1-0	2-7-0-1	2-8-1-3	7-3-1-0	4-12-2-1	2-3-1-0
2002-03	1-8-1-0	2-7-1-1	4-4-2-0	9-5-0-0	3-6-2-0	8-9-2-1	2-3-0-1
2003-04	2-4-1-0	2-5-2-1	3-9-1-0	3-10-0-1	6-4-0-1	7-12-1-1	2-1-3-0
2005-06	3-2-1	3-5-1	7-7-0	4-5-0	7-11-1	7-8-1	4-5-0
2006-07	2-2-0	7-4-2	2-6-1	4-4-1	8-10-2	7-12-0	3-4-1
2007-08	1-2-2	4-6-1	7-6-1	6-4-1	7-4-2	6-9-1	3-5-4
2008-09	2-1-2	7-7-1	6-2-1	6-2-1	9-5-0	10-9-4	1-5-1
2009-10	6-4-1	4-8-3	2-4-1	7-7-3	3-1-2	7-10-4	3-1-1
2010-11	4-0-2	5-5-4	5-1-4	3-6-1	7-10-1	9-6-1	1-7-0
2011-12	1-4-0	8-9-1	1-2-2	5-8-2	5-4-0	7-12-1	2-7-1
2012-13	3-1-1	3-2-3	1-1-0	4-4-2	3-2-1	6-4-0	4-3-0
2013-14	6-3-0	8-6-2	2-1-0	7-5-3	6-8-1	11-6-1	3-3-0
2014-15	2-2-1	8-9-0	3-2-0	8-2-1	8-5-2	12-12-0	1-3-1
2015-16	2-6-0	7-8-4	3-1-0	5-7-0	6-7-1	11-7-3	0-4-0
TOTAL	40-51-14	74-89-30	52-61-20	77-81-22	90-85-17	117-138-27	35-60-16

RECORD IN BACK-TO-BACK GAMES

YEAR	HOME			ROAD			OVERALL		
	1ST GAME	2ND GAME	TOTAL	1ST GAME	2ND GAME	TOTAL	1ST GAME	2ND GAME	TOTAL
2000-01	3-1-0-1	0-3-1-2	3-4-1-3	3-9-1-2	2-10-2-0	5-19-3-2	6-10-1-3	2-13-3-2	8-23-4-5
2001-02	1-2-0-0	0-1-0-2	1-3-0-2	5-5-0-0	3-7-0-0	8-12-0-0	6-7-0-0	3-8-0-2	9-15-0-2
2002-03	2-1-0-0	2-2-0-0	4-3-0-0	2-8-2-0	5-5-0-1	7-13-2-1	4-9-2-0	7-7-0-1	11-16-2-1
2003-04	3-2-1-1	3-3-0-0	6-5-1-1	4-6-1-0	2-9-1-0	6-15-2-0	7-8-2-1	5-12-1-0	12-20-3-1
2005-06	7-2-0	2-3-0	9-5-0	4-3-3	6-8-0	10-11-3	11-5-3	8-11-0	19-16-3
2006-07	4-5-1	4-2-1	8-7-2	6-5-0	3-10-1	9-15-1	10-10-1	7-12-2	17-22-3
2007-08	4-0-0	3-1-0	7-1-0	3-5-0	1-4-3	4-9-3	7-5-0	4-5-3	11-10-3
2008-09	8-1-0	4-3-1	12-4-1	4-5-2	3-6-3	7-11-5	12-6-2	7-9-4	19-15-6
2009-10	5-1-2	0-0-0	5-1-2	2-2-0	4-4-4	6-6-4	7-3-2	4-4-4	11-7-6
2010-11	1-4-0	3-4-1	4-8-1	5-5-3	6-3-1	11-8-4	6-9-3	9-7-2	15-16-5
2011-12	2-4-0	1-3-1	3-7-1	3-7-0	2-8-1	5-15-1	5-11-0	3-11-2	8-22-2
2012-13	4-1-0	1-0-0	5-1-0	2-4-0	3-7-0	5-11-0	6-5-0	4-7-0	10-12-0
2013-14	4-2-0	3-4-1	7-6-1	3-6-2	7-2-0	10-8-2	7-8-2	10-6-1	17-14-3
2014-15	4-4-1	2-3-0	6-7-1	6-3-1	6-7-1	12-10-2	10-7-2	8-10-1	18-17-3
2015-16	4-3-1	3-1-1	7-4-2	5-5-0	4-8-1	9-13-1	9-8-1	7-9-2	16-17-3
TOTAL	56-33-7	31-33-11	87-66-19	57-78-17	57-98-19	114-176-36	113-111-25	88-131-30	201-242-55

RECORD BY SEASON

RECORD WHEN...

SCORING 1 GOAL OR LESS

Year	Home	Road	Total
2000-01	0-8-1-1	0-15-1-0	0-23-2-1
2001-02	0-10-0-2	0-20-0-0	0-30-0-2
2002-03	1-7-0-0	0-9-1-0	1-16-1-0
2003-04	0-7-1-1	0-13-1-1	0-20-2-2
2005-06	1-9-0	0-9-0	1-18-0
2006-07	0-9-0	0-15-0	0-24-0
2007-08	0-9-2	1-15-2	1-24-4
2008-09	1-4-1	1-10-1	2-14-2
2009-10	1-5-3	0-9-3	1-14-6
2010-11	0-7-0	0-9-1	0-16-1
2011-12	0-9-1	1-8-2	1-17-3
2012-13	1-3-2	0-7-1	1-10-3
2013-14	1-7-0	1-7-1	2-14-1
2014-15	0-8-0	1-5-0	1-13-0
2015-16	0-5-2	0-13-1	0-18-3
Total	6-107-17	3-164-16	11-271-33

ALLOWING 1 GOAL OR LESS

Year	Home	Road	Total
2000-01	10-0-1-0	4-0-1-0	14-0-2-0
2001-02	6-0-0-2	5-1-0-0	11-1-0-2
2002-03	12-1-0-0	3-0-1-0	15-1-1-0
2003-04	9-2-1-0	4-2-1-0	13-4-2-0
2005-06	7-0-0	3-1-0	10-1-0
2006-07	8-0-0	6-3-0	14-3-0
2007-08	12-0-0	7-1-0	19-1-0
2008-09	11-0-1	9-0-0	20-0-1
2009-10	10-0-1	2-0-1	12-0-2
2010-11	9-0-0	5-0-0	14-0-0
2011-12	11-0-0	5-0-0	16-0-0
2012-13	10-0-0	2-1-1	12-1-1
2013-14	9-0-0	11-0-0	20-0-0
2014-15	5-0-0	8-0-0	13-0-0
2015-16	5-0-0	10-0-0	15-0-0
Total	134-3-6	84-9-5	218-12-11

SCORING 1ST GOAL

Year	Home	Road	Total
2000-01	13-7-1-2	6-7-4-3	19-14-5-5
2001-02	9-6-5-2	8-5-2-0	17-11-7-2
2002-03	12-3-2-0	5-9-2-1	17-12-4-1
2003-04	12-7-3-1	3-9-1-1	15-16-4-2
2005-06	13-6-0	6-8-1	19-14-1
2006-07	14-3-2	9-2-3	23-5-5
2007-08	15-3-5	10-3-1	25-6-6
2008-09	17-5-0	11-4-4	28-9-4
2009-10	13-3-5	7-9-2	20-12-7
2010-11	12-5-2	10-4-3	22-9-5
2011-12	14-8-2	9-5-2	23-13-4
2012-13	8-2-1	5-4-1	13-6-2
2013-14	18-5-3	16-5-3	34-10-6
2014-15	13-4-1	14-5-0	27-9-1
2015-16	11-6-2	11-4-1	22-10-3
Total	194-73-39	130-83-35	324-156-74

SCORING 2 GOALS OR LESS

Year	Home	Road	Total
2000-01	4-11-2-3	2-22-5-2	6-33-7-5
2001-02	2-15-3-3	2-26-2-0	4-41-5-3
2002-03	4-12-2-1	3-21-2-1	7-33-4-2
2003-04	5-13-2-2	1-22-3-1	6-35-5-3
2005-06	2-15-0	2-18-2	4-33-2
2006-07	3-13-1	1-21-0	4-34-1
2007-08	4-13-4	2-21-2	6-34-6
2008-09	5-11-2	4-14-2	9-25-4
2009-10	6-8-4	1-14-3	7-22-7
2010-11	2-15-1	1-13-4	3-28-5
2011-12	3-17-2	3-19-4	6-36-6
2012-13	5-5-2	0-10-1	5-15-3
2013-14	1-11-2	7-14-2	8-25-4
2014-15	2-17-0	2-12-1	4-29-1
2015-16	2-12-5	4-21-2	6-33-7
Total	50-188-41	35-268-39	85-456-80

ALLOWING 2 GOALS OR LESS

Year	Home	Road	Total
2000-01	17-2-2-1	7-3-5-0	24-5-7-1
2001-02	10-1-3-2	8-8-2-0	18-9-5-2
2002-03	17-2-2-0	8-1-2-0	25-3-4-0
2003-04	14-4-2-1	6-4-3-1	20-8-5-2
2005-06	12-1-0	9-3-0	21-4-0
2006-07	14-0-0	10-6-0	24-6-0
2007-08	16-2-2	10-4-2	26-6-4
2008-09	17-1-1	11-2-1	28-3-2
2009-10	18-0-3	8-4-3	26-4-6
2010-11	13-3-0	12-0-1	25-3-1
2011-12	14-4-1	10-2-2	24-6-3
2012-13	12-0-2	7-4-1	19-4-3
2013-14	17-1-0	17-3-1	34-4-1
2014-15	12-2-0	16-1-0	28-3-0
2015-16	10-1-2	13-4-1	23-5-3
Total	213-24-24	152-49-25	365-73-49

ALLOWING 1ST GOAL

Year	Home	Road	Total
2000-01	6-8-3-1	3-17-1-0	9-25-4-1
2001-02	5-12-0-2	0-24-1-1	5-36-1-3
2002-03	8-11-3-2	4-19-1-0	12-30-4-2
2003-04	5-11-1-1	5-18-3-1	10-29-4-2
2005-06	10-12-0	6-17-3	16-29-3
2006-07	4-16-2	6-21-0	10-37-2
2007-08	5-11-2	4-19-4	9-30-6
2008-09	8-8-3	5-14-3	13-22-6
2009-10	7-9-4	5-14-4	12-23-8
2010-11	5-14-3	7-12-5	12-26-8
2011-12	3-13-1	3-20-2	6-33-3
2012-13	6-3-4	5-8-1	11-11-5
2013-14	4-10-1	5-12-0	9-22-1
2014-15	6-16-1	9-10-3	15-26-4
2015-16	7-11-4	5-19-1	12-30-5
Total	89-165-38	72-244-34	161-409-72

SCORING 3 GOALS

Year	Home	Road	Total
2000-01	8-4-2-0	2-2-0-0	10-6-2-0
2001-02	6-2-2-1	4-3-1-1	10-5-3-2
2002-03	5-1-1-1	1-2-1-0	6-3-2-1
2003-04	6-4-1-0	3-5-1-1	9-9-2-1
2005-06	4-2-0	5-6-1	9-8-1
2006-07	7-2-3	5-2-1	12-4-4
2007-08	6-1-2	4-1-2	10-2-4
2008-09	9-2-1	2-4-2	11-6-3
2009-10	7-3-4	3-7-3	10-10-7
2010-11	9-2-4	9-2-1	18-4-5
2011-12	4-4-1	3-3-0	7-7-1
2012-13	2-0-2	7-1-1	9-1-3
2013-14	3-4-2	5-2-1	8-6-3
2014-15	5-2-1	8-3-2	13-5-3
2015-16	3-5-1	3-1-0	6-6-1
Total	84-38-29	64-44-19	148-82-48

ALLOWING 3 GOALS

Year	Home	Road	Total
2000-01	1-3-2-2	0-8-0-2	1-11-2-4
2001-02	2-6-2-1	0-6-1-0	2-12-3-1
2002-03	2-4-1-1	0-6-1-1	2-10-2-2
2003-04	2-3-1-1	1-6-1-0	3-9-2-1
2005-06	7-5-0	1-6-2	8-11-2
2006-07	2-6-1	2-6-0	4-12-1
2007-08	2-2-2	3-11-0	5-13-2
2008-09	6-4-1	3-7-1	9-11-2
2009-10	2-4-1	2-3-0	4-7-1
2010-11	4-5-1	4-3-3	8-8-4
2011-12	3-5-1	2-2-2	5-7-3
2012-13	2-3-0	2-3-0	4-6-0
2013-14	4-6-2	4-4-1	8-10-3
2014-15	6-2-0	5-5-1	11-7-1
2015-16	6-4-3	1-4-1	7-8-4
Total	51-62-23	30-80-17	81-142-40

LEADING AFTER 1ST PERIOD

Year	Home	Road	Total
2000-01	11-1-0-2	6-3-2-2	17-4-2-4
2001-02	6-3-3-0	5-0-0-1	11-3-3-1
2002-03	11-1-2-0	3-6-1-1	14-7-3-1
2003-04	8-1-2-0	1-1-0-0	9-2-2-0
2005-06	8-3-0	4-4-1	12-7-1
2006-07	10-0-1	6-1-2	16-1-3
2007-08	13-2-3	8-0-1	21-2-4
2008-09	12-3-0	8-3-2	20-6-2
2009-10	9-3-4	4-5-2	13-8-6
2010-11	10-2-1	7-2-0	17-4-1
2011-12	13-2-1	5-1-0	18-3-1
2012-13	5-1-1	3-1-0	8-2-1
2013-14	14-2-2	8-3-1	22-5-3
2014-15	10-2-1	12-2-0	22-4-1
2015-16	9-2-1	8-4-1	17-6-2
Total	149-28-24	88-36-17	237-64-41

SCORING 4 GOALS OR MORE

Year	Home	Road	Total
2000-01	7-0-0-0	5-0-0-1	12-0-0-1
2001-02	6-1-0-0	2-0-0-0	8-1-0-0
2002-03	11-1-2-0	5-5-0-0	16-6-2-0
2003-04	6-1-1-0	4-0-0-0	10-1-1-0
2005-06	17-1-0	5-1-1	22-2-1
2006-07	8-4-0	9-0-2	17-4-2
2007-08	10-0-1	8-0-1	18-0-2
2008-09	11-0-0	10-0-3	21-0-3
2009-10	7-1-1	8-2-0	15-3-1
2010-11	6-2-0	7-1-3	13-3-3
2011-12	10-0-0	6-3-0	16-3-0
2012-13	7-0-1	3-1-0	10-1-1
2013-14	18-0-0	9-1-0	27-1-0
2014-15	12-1-1	13-0-0	25-1-1
2015-16	13-0-0	9-1-0	22-1-0
Total	149-12-7	103-15-11	252-27-18

ALLOWING 4 GOALS OR MORE

Year	Home	Road	Total
2000-01	1-10-0-0	2-13-0-1	3-23-0-1
2001-02	2-11-0-1	0-15-0-1	2-26-0-2
2002-03	1-8-2-1	1-21-0-0	2-29-2-1
2003-04	1-11-1-0	1-17-0-1	2-28-1-1
2005-06	4-12-0	2-16-2	6-28-2
2006-07	2-13-3	3-11-3	5-24-6
2007-08	2-10-3	1-7-3	3-17-6
2008-09	2-8-1	2-9-5	4-17-6
2009-10	0-8-5	2-16-3	2-24-8
2010-11	0-11-4	1-13-4	1-24-8
2011-12	0-12-1	0-21-0	0-33-1
2012-13	0-2-3	1-5-1	1-7-4
2013-14	1-8-2	0-10-1	1-18-3
2014-15	1-16-2	2-9-2	3-25-4
2015-16	2-12-1	2-15-0	4-27-1
Total	19-152-30	20-198-27	39-350-57

TIED AFTER 1ST PERIOD

Year	Home	Road	Total
2000-01	6-7-1-1	1-7-3-0	7-14-4-1
2001-02	6-2-2-4	3-12-2-0	9-14-4-4
2002-03	5-4-1-0	6-5-2-0	11-9-3-0
2003-04	6-9-1-1	3-14-3-2	9-23-4-3
2005-06	10-8-0	4-10-1	14-18-1
2006-07	6-8-2	8-5-1	14-13-3
2007-08	6-4-3	3-10-3	9-14-6
2008-09	11-3-2	5-9-4	16-12-6
2009-10	8-3-3	6-6-1	14-9-4
2010-11	4-6-2	5-3-4	9-9-6
2011-12	3-11-1	5-10-3	8-21-4
2012-13	9-2-3	3-4-2	12-6-5
2013-14	6-8-2	12-5-2	18-13-4
2014-15	4-6-0	9-4-2	13-10-2
2015-16	5-5-3	6-7-1	11-12-4
Total	95-86-32	79-111-36	174-197-68

INDIVIDUAL LEADERS BY SEASON

GAMES PLAYED

2000-01	Serge Aubin	81
	Lyle Odelein	81
2001-02	Grant Marshall	81
	Jean-Luc Grand-Pierre	81
2002-03	Geoff Sanderson	82
	Luke Richardson	82
2003-04	David Vyborny	82
2005-06	Trevor Letowski	81
2006-07	David Vyborny	82
	Jason Chimera	82
	Manny Malhotra	82
2007-08	Nikolai Zherdev	82
	Rostislav Klesla	82
2008-09	R.J. Umberger	82
	Fedor Tyutin	82
	Jan Hejda	82
2009-10	R.J. Umberger	82
	Antoine Vermette	82
2010-11	Samuel Pahlsson	82
	R.J. Umberger	82
	Antoine Vermette	82
2011-12	Rick Nash	82
	Vinny Prospal	82
2012-13	Vinny Prospal	48
	R.J. Umberger	48
	Fedor Tyutin	48
2013-14	Ryan Johansen	82
	Mark Letestu	82
	Jack Johnson	82
2014-15	Ryan Johansen	82
	David Savard	82
2015-16	Gregory Campbell	82
	Boone Jenner	82
	Ryan Murray	82

POINTS

2000-01	Geoff Sanderson	56
2001-02	Ray Whitney	61
2002-03	Ray Whitney	76
2003-04	Rick Nash	57
2005-06	David Vyborny	65
2006-07	David Vyborny	64
2007-08	Rick Nash	69
2008-09	Rick Nash	79
2009-10	Rick Nash	67
2010-11	Rick Nash	66
2011-12	Rick Nash	59
2012-13	Vinny Prospal	30
2013-14	Ryan Johansen	63
2014-15	Nick Foligno	73
2015-16	Brandon Saad	53
	Cam Atkinson	53

GOALS

2000-01	Geoff Sanderson	30
2001-02	Ray Whitney	21
2002-03	Geoff Sanderson	34
2003-04	Rick Nash	41
2005-06	Rick Nash	31
2006-07	Rick Nash	27
2007-08	Rick Nash	38
2008-09	Rick Nash	40
2009-10	Rick Nash	33
2010-11	Rick Nash	32
2011-12	Rick Nash	30
2012-13	Mark Letestu	13
2013-14	Ryan Johansen	33
2014-15	Nick Foligno	31
2015-16	Brandon Saad	31

ASSISTS

2000-01	Espen Knutsen	42
2001-02	Ray Whitney	40
2002-03	Ray Whitney	52
2003-04	David Vyborny	31
2005-06	David Vyborny	43
2006-07	David Vyborny	48
2007-08	Nikolai Zherdev	35
2008-09	Rick Nash	39
2009-10	Kristian Huselius	40
2010-11	Rick Nash	34
2011-12	Vinny Prospal	39
2012-13	Vinny Prospal	18
	Brandon Dubinsky	18
	Fedor Tyutin	18
2013-14	James Wisniewski	44
2014-15	Ryan Johansen	45
2015-16	Alexander Wennberg	32

PLUS/MINUS RATING (OVER 40 GAMES)

2000-01	Jamie Pushor	7
2001-02	Jody Shelley	1
2002-03	David Vyborny	12
2003-04	David Ling	-3
2005-06	Ron Hainsey	13
2006-07	Anders Eriksson	12
2007-08	Jan Hejda	20
2008-09	Jan Hejda	23
2009-10	Derek Dorsett	6
2010-11	Derek MacKenzie	14
2011-12	Derek MacKenzie	4
2012-13	Dalton Prout	15
2013-14	Corey Tropp	11
2014-15	Nick Foligno	16
2015-16	Matt Calvert	1
	Brandon Saad	1

PENALTY MINUTES

2000-01	Tyler Wright	140
2001-02	Jody Shelley	206
2002-03	Jody Shelley	249
2003-04	Jody Shelley	228
2005-06	Jody Shelley	163
2006-07	Alexander Svitov	145
2007-08	Jared Boll	226
2008-09	Jared Boll	180
2009-10	Jared Boll	149
2010-11	Derek Dorsett	184
2011-12	Derek Dorsett	235
2012-13	Jared Boll	100
2013-14	Brandon Dubinsky	98
2014-15	Jared Boll	109
2015-16	Scott Hartnell	112

POWER PLAY GOALS

2000-01	Steve Heinze	14
2001-02	Mike Sillinger	8
2002-03	Geoff Sanderson	15
2003-04	Rick Nash	19
2005-06	Rick Nash	11
	Bryan Berard	11
2006-07	Rick Nash	9
2007-08	Rick Nash	10
2008-09	R.J. Umberger	9
2009-10	Rick Nash	10
2010-11	R.J. Umberger	8
2011-12	Jeff Carter	8
2012-13	Vinny Prospal	4
	James Wisniewski	4
2013-14	R.J. Umberger	8
2014-15	Nick Foligno	11
2015-16	Scott Hartnell	10

SHORTHANDED GOALS

2000-01	Tyler Wright	1
	Robert Kron	1
	Jamie Pushor	1
2001-02	Espen Knutsen	2
2002-03	Mike Sillinger	3
2003-04	David Vyborny	4
2005-06	David Vyborny	2
	Adam Foote	2
2006-07	Sergei Fedorov	2
	Jason Chimera	2
2007-08	Rick Nash	4
2008-09	Rick Nash	5
2009-10	Rick Nash	2
	Antoine Vermette	2
2010-11	R.J. Umberger	3
2011-12	Derek MacKenzie	2
	Rick Nash	2
2012-13	Mark Letestu	2
2013-14	Artem Anisimov	2
	Brandon Dubinsky	2
	Derek MacKenzie	2
2014-15	Ryan Johansen	2
2015-16	Cam Atkinson	2

GAME-WINNING GOALS

2000-01	Geoff Sanderson	7
2001-02	Mike Sillinger	5
2002-03	Andrew Cassels	5
2003-04	Rick Nash	7
2005-06	David Vyborny	6
2006-07	Rick Nash	5
2007-08	Rick Nash	6
2008-09	Raffi Torres	6
2009-10	Rick Nash	6
2010-11	Rick Nash	7
2011-12	Derick Brassard	3
	Ryan Johansen	3
	Nikita Nikitin	3
	R.J. Umberger	3
	Antoine Vermette	3
2012-13	Artem Anisimov	3
2013-14	Boone Jenner	5
	Ryan Johansen	5
	Cam Atkinson	5
	Nick Foligno	5
	Artem Anisimov	5
2014-15	Cam Atkinson	7
2015-16	Brandon Saad	7

SHOTS ON GOAL

2000-01	Geoff Sanderson	199
2001-02	Ray Whitney	210
2002-03	Geoff Sanderson	286
2003-04	Rick Nash	269
2005-06	Nikolai Zherdev	194
2006-07	Rick Nash	228
2007-08	Rick Nash	329
2008-09	Rick Nash	263
2009-10	Rick Nash	254
2010-11	Rick Nash	305
2011-12	Rick Nash	306
2012-13	Jack Johnson	96
	R.J. Umberger	96
2013-14	Ryan Johansen	237
2014-15	Cam Atkinson	212
2015-16	Brandon Saad	233

INDIVIDUAL LEADERS BY SEASON

SHOOTING PERCENTAGE

2000-01	Espen Knutsen	17.7
2001-02	Mike Sillinger	13.3
2002-03	Espen Knutsen	17.9
2003-04	Rick Nash	15.2
2005-06	Rick Nash	18.2
2006-07	Rick Nash	11.8
2007-08	Rick Nash	11.6
2008-09	Rick Nash	15.2
2009-10	Antoine Vermette	17.3
2010-11	Kristian Huselius	14.9
2011-12	Derick Brassard	11.2
2012-13	Artem Anisimov	16.2
2013-14	Nick Foligno	16.2
2014-15	Nick Foligno	17.0
2015-16	Scott Hartnell	15.3

FACE-OFF WINNING PERCENTAGE

2000-01	Kevyn Adams	57.4
2001-02	Mike Sillinger	57.0
2002-03	Mike Sillinger	56.5
2003-04	Manny Malhotra	53.9
2005-06	Manny Malhotra	56.3
2006-07	Manny Malhotra	55.1
2007-08	Manny Malhotra	59.0
2008-09	Manny Malhotra	58.0
2009-10	Antoine Vermette	54.2
2010-11	Antoine Vermette	55.6
2011-12	Mark Letestu	51.9
2012-13	Derek MacKenzie	59.4
2013-14	Brandon Dubinsky	52.9
2014-15	Mark Letestu	52.9
2015-16	Boone Jenner	53.1

POINTS BY DEFENSEMAN

2000-01	Jamie Heward	27
2001-02	Deron Quint	25
2002-03	Jaroslav Spacek	45
2003-04	Anders Eriksson	27
2005-06	Bryan Berard	32
2006-07	Ron Hainsey	34
2007-08	Ron Hainsey	32
2008-09	Fedor Tyutin	34
2009-10	Anton Stralman	34
2010-11	Fedor Tyutin	27
2011-12	Nikita Nikitin	32
2012-13	Fedor Tyutin	22
2013-14	James Wisniewski	51
2014-15	Jack Johnson	40
2015-16	Seth Jones	31*

GOALS BY DEFENSEMAN

2000-01	Jamie Heward	11
2001-02	Rostislav Klesla	8
2002-03	Jaroslav Spacek	9
2003-04	Anders Eriksson	7
2005-06	Bryan Berard	12
2006-07	Ron Hainsey	9
	Rostislav Klesla	9
2007-08	Ron Hainsey	8
2008-09	Fedor Tyutin	9
2009-10	Kris Russell	7
2010-11	Fedor Tyutin	7
2011-12	Nikita Nikitin	7
2012-13	Jack Johnson	5
	James Wisniewski	5
2013-14	James Wisniewski	7
2014-15	David Savard	11
2015-16	Jack Johnson	6

HAT TRICKS

2000-01	Geoff Sanderson	1
	Tyler Wright	1
	Deron Quint	1
2001-02	Espen Knutsen	1
2002-03	Tyler Wright	2
2003-04	David Vyborny	1
2005-06	Rick Nash	1
	Bryan Berard	1
2006-07		0
2007-08	Rick Nash	1
2008-09	Rick Nash	2
2009-10	R.J. Umberger	1
2010-11	Matt Calvert	1
	Kristian Huselius	1
	Rick Nash	1
2011-12	Jeff Carter	2
2012-13		0
2013-14		0
2014-15	Scott Hartnell	1
	Cam Atkinson	1
	Nick Foligno	1
2015-16	Cam Atkinson	1
	Nick Foligno	1
	Brandon Saad	1

MULTI-POINT GAMES

2000-01	Geoff Sanderson	11
2001-02	Ray Whitney	18
2002-03	Ray Whitney	19
2003-04	Rick Nash	14
2005-06	David Vyborny	19
2006-07	David Vyborny	19
2007-08	Rick Nash	16
2008-09	Rick Nash	24
2009-10	Kristian Huselius	18
2010-11	Rick Nash	16
2011-12	Rick Nash	14
2012-13	Vinny Prospal	6
	Mark Letestu	6
2013-14	Ryan Johansen	16
2014-15	Nick Foligno	17
2015-16	Boone Jenner	12

MULTI-GOAL GAMES

2000-01	Geoff Sanderson	5
2001-02	Mike Sillinger	3
2002-03	Geoff Sanderson	6
2003-04	Rick Nash	6
2005-06	Rick Nash	5
2006-07	Rick Nash	5
2007-08	Rick Nash	6
2008-09	Rick Nash	6
2009-10	Rick Nash	5
2010-11	Rick Nash	7
2011-12	Rick Nash	4
2012-13	Cam Atkinson	2
2013-14	Ryan Johansen	4
2014-15	Scott Hartnell	6
	Nick Foligno	6
2015-16	Brandon Saad	4

ICE TIME - ALL PLAYERS

2000-01	Deron Quint	24:05
2001-02	Lyle Odelein	22:11
2002-03	Jaroslav Spacek	24:47
2003-04	Jaroslav Spacek	23:26
2005-06	Adam Foote	24:33
2006-07	Adam Foote	24:44
2007-08	Adam Foote	24:01
2008-09	Fedor Tyutin	23:30
2009-10	Fedor Tyutin	23:31
2010-11	Fedor Tyutin	22:41
2011-12	James Wisniewski	24:47
2012-13	Jack Johnson	25:58
2013-14	Jack Johnson	24:40
2014-15	Jack Johnson	24:09
2015-16	Jack Johnson	24:10

ICE TIME - FORWARDS

2000-01	Steve Heinze	18:49
2001-02	Mike Sillinger	20:51
2002-03	Ray Whitney	21:00
2003-04	Todd Marchant	20:38
2005-06	Sergei Fedorov	21:05
2006-07	David Vyborny	20:20
2007-08	Rick Nash	20:29
2008-09	Rick Nash	21:09
2009-10	Rick Nash	20:56
2010-11	R.J. Umberger	19:12
2011-12	Rick Nash	19:05
2012-13	R.J. Umberger	18:29
2013-14	Brandon Dubinsky	18:46
2014-15	Ryan Johansen	19:30
2015-16	Brandon Dubinsky	18:45



RAY WHITNEY

*Split between Nashville & Columbus

INDIVIDUAL LEADERS BY SEASON

GOALTENDERS

GAMES PLAYED

2000-01	Ron Tugnutt	53
2001-02	Ron Tugnutt	44
2002-03	Marc Denis	77
2003-04	Marc Denis	66
2005-06	Marc Denis	49
2006-07	Fredrik Norrena	55
2007-08	Pascal Leclaire	54
2008-09	Steve Mason	61
2009-10	Steve Mason	58
2010-11	Steve Mason	54
2011-12	Steve Mason	46
2012-13	Sergei Bobrovsky	38
2013-14	Sergei Bobrovsky	58
2014-15	Sergei Bobrovsky	51
2015-16	Sergei Bobrovsky	37

MINUTES PLAYED

2000-01	Ron Tugnutt	3,129
2001-02	Ron Tugnutt	2,502
2002-03	Marc Denis	4,511
2003-04	Marc Denis	3,796
2005-06	Marc Denis	2,786
2006-07	Fredrik Norrena	2,952
2007-08	Pascal Leclaire	2,986
2008-09	Steve Mason	3,664
2009-10	Steve Mason	3,201
2010-11	Steve Mason	3,027
2011-12	Steve Mason	2,534
2012-13	Sergei Bobrovsky	2,219
2013-14	Sergei Bobrovsky	3,229
2014-15	Sergei Bobrovsky	2,994
2015-16	Sergei Bobrovsky	2,116

GOALS-AGAINST AVERAGE

2000-01	Ron Tugnutt	2.44
2001-02	Ron Tugnutt	2.85
2002-03	Marc Denis	3.09
2003-04	Marc Denis	2.56
2005-06	Pascal Leclaire	3.23
2006-07	Fredrik Norrena	2.78
2007-08	Pascal Leclaire	2.25
2008-09	Steve Mason	2.29
2009-10	Mathieu Garon	2.81
2010-11	Mathieu Garon	2.72
2011-12	Curtis Sanford	2.60
2012-13	Sergei Bobrovsky	2.00
2013-14	Sergei Bobrovsky	2.38
2014-15	Sergei Bobrovsky	2.69
2015-16	Joonas Korpisalo	2.60

SAVE PERCENTAGE

2000-01	Ron Tugnutt	.917
2001-02	Ron Tugnutt	.900
2002-03	Marc Denis	.903
2003-04	Marc Denis	.918
2005-06	Pascal Leclaire	.911
2006-07	Fredrik Norrena	.904
2007-08	Pascal Leclaire	.919
2008-09	Steve Mason	.916
2009-10	Mathieu Garon	.903
2010-11	Mathieu Garon	.901
2011-12	Steve Mason	.901
2011-12	Curtis Sanford	.911
2012-13	Sergei Bobrovsky	.932
2013-14	Sergei Bobrovsky	.923
2014-15	Sergei Bobrovsky	.918
2015-16	Joonas Korpisalo	.920

WINS

2000-01	Ron Tugnutt	22
2001-02	Ron Tugnutt	12
2002-03	Marc Denis	27
2003-04	Marc Denis	21
2005-06	Marc Denis	21
2006-07	Fredrik Norrena	24
2007-08	Pascal Leclaire	24
2008-09	Steve Mason	33
2009-10	Steve Mason	20
2010-11	Steve Mason	24
2011-12	Steve Mason	16
2012-13	Sergei Bobrovsky	21
2013-14	Sergei Bobrovsky	32
2014-15	Sergei Bobrovsky	30
2015-16	Joonas Korpisalo	16

TIES*

2000-01	Ron Tugnutt	5
2001-02	Marc Denis	5
2002-03	Marc Denis	8
2003-04	Marc Denis	7

*Stat not kept after 2003-04 season

OTL/SOL

2005-06	Pascal Leclaire	3
2006-07	Fredrik Norrena	3
2007-08	Pascal Leclaire	6
	Fredrik Norrena	6
2008-09	Steve Mason	7
2009-10	Steve Mason	9
2010-11	Steve Mason	7
2011-12	Curtis Sanford	4
2012-13	Sergei Bobrovsky	6
2013-14	Sergei Bobrovsky	5
2014-15	Sergei Bobrovsky	3
2015-16	Joonas Korpisalo	4

LOSSES

2000-01	Ron Tugnutt	25
2001-02	Ron Tugnutt	27
2002-03	Marc Denis	41
2003-04	Marc Denis	36
2005-06	Marc Denis	25
2006-07	Fredrik Norrena	23
2007-08	Fredrik Norrena	19
2008-09	Steve Mason	20
2009-10	Steve Mason	26
2010-11	Steve Mason	21
2011-12	Steve Mason	26
2012-13	Sergei Bobrovsky	11
2013-14	Sergei Bobrovsky	20
2014-15	Sergei Bobrovsky	17
2015-16	Sergei Bobrovsky	19

DECISIONS

2000-01	Ron Tugnutt	52
2001-02	Ron Tugnutt	42
2002-03	Marc Denis	76
2003-04	Marc Denis	64
2005-06	Marc Denis	47
2006-07	Fredrik Norrena	50
2007-08	Pascal Leclaire	47
2008-09	Steve Mason	60
2009-10	Steve Mason	55
2010-11	Steve Mason	52
2011-12	Steve Mason	45
2012-13	Sergei Bobrovsky	38
2013-14	Sergei Bobrovsky	57
2014-15	Sergei Bobrovsky	50
2015-16	Sergei Bobrovsky	35

SHUTOUTS

2000-01	Ron Tugnutt	4
2001-02	Ron Tugnutt	2
2002-03	Marc Denis	5
2003-04	Marc Denis	5
2005-06	Marc Denis	1
2006-07	Fredrik Norrena	3
2007-08	Pascal Leclaire	9
2008-09	Steve Mason	10
2009-10	Steve Mason	5
2010-11	Mathieu Garon	3
	Steve Mason	3
2011-12	Steve Mason	1
	Curtis Sanford	1
2012-13	Sergei Bobrovsky	4
2013-14	Sergei Bobrovsky	5
2014-15	Sergei Bobrovsky	2
2015-16	Sergei Bobrovsky	1

ASSISTS

2000-01	Ron Tugnutt	1
2001-02	Ron Tugnutt	1
	Marc Denis	1
2002-03		0
2003-04	Marc Denis	2
2005-06	Marc Denis	1
	Pascal Leclaire	1
2006-07		0
2007-08	Pascal Leclaire	2
2008-09	Pascal Leclaire	1
2009-10	Steve Mason	2
2010-11	Mathieu Garon	1
	Steve Mason	1
2011-12	Steve Mason	2
2012-13		0
2013-14	Sergei Bobrovsky	1
	Curtis McElhinney	1
2014-15	Sergei Bobrovsky	2
2015-16	Sergei Bobrovsky	2

PENALTY MINUTES

2000-01	Ron Tugnutt	2
	Marc Denis	2
2001-02	Marc Denis	2
2002-03	Marc Denis	6
2003-04	Marc Denis	10
2005-06	Marc Denis	2
	Pascal Leclaire	2
2006-07	Fredrik Norrena	6
2007-08	Pascal Leclaire	2
2008-09	Steve Mason	2
2009-10	Steve Mason	2
	Mathieu Garon	2
2010-11	Mathieu Garon	2
	Steve Mason	2
2011-12	Steve Mason	2
2012-13		0
2013-14	Sergei Bobrovsky	2
2014-15	Sergei Bobrovsky	4
2015-16	Sergei Bobrovsky	2
	Joonas Korpisalo	2

GAMES PLAYED

1.	Gregory Campbell	82	2015-16
	Boone Jenner	82	2015-16
	Ryan Murray	82	2015-16
	Ryan Johansen	82	2014-15
	David Savard	82	2014-15
	Mark Letestu	82	2013-14
	Jack Johnson	82	2013-14
	Ryan Johansen	82	2013-14
	Rick Nash	82	2011-12
	Vinny Prospal	82	2011-12
	Samuel Pahlsson	82	2010-11
	R.J. Umberger	82	2010-11
	Antoine Vermette	82	2010-11
	R.J. Umberger	82	2009-10
	Antoine Vermette	82	2009-10
	R.J. Umberger	82	2008-09
	Fedor Tyutin	82	2008-09
	Jan Hejda	82	2008-09
	Nikolai Zherdev	82	2007-08
	Rostislav Klesla	82	2007-08
	David Vyborny	82	2006-07
	Jason Chimera	82	2006-07
	Manny Malhotra	82	2006-07
	David Vyborny	82	2003-04
	Geoff Sanderson	82	2002-03
	Luke Richardson	82	2002-03

POINTS

1.	Rick Nash	79	2008-09
2.	Ray Whitney	76	2002-03
3.	Nick Foligno	73	2014-15
4.	Ryan Johansen	71	2014-15
5.	Rick Nash	69	2007-08
6.	Andrew Cassels	68	2002-03
7.	Rick Nash	67	2009-10
	Geoff Sanderson	67	2002-03
9.	Rick Nash	66	2010-11
10.	Antoine Vermette	65	2009-10
	David Vyborny	65	2005-06

GOALS

1.	Rick Nash	41	2003-04
2.	Rick Nash	40	2008-09
3.	Rick Nash	38	2007-08
4.	Geoff Sanderson	34	2002-03
5.	Rick Nash	33	2009-10
	Ryan Johansen	33	2013-14
7.	Rick Nash	32	2010-11
8.	Brandon Saad	31	2015-16
	Nick Foligno	31	2014-15
	Rick Nash	31	2005-06

ASSISTS

1.	Ray Whitney	52	2002-03
2.	David Vyborny	48	2006-07
	Andrew Cassels	48	2002-03
4.	Ryan Johansen	45	2014-15
5.	James Wisniewski	44	2013-14
6.	David Vyborny	43	2005-06
7.	Nick Foligno	42	2014-15
	Espen Knutsen	42	2000-01
9.	Kristian Huselius	40	2009-10
	Ray Whitney	40	2001-02

PLUS/MINUS RATING (MIN. 50 GAMES)

1.	Jan Hejda	+23	2008-09
2.	Jan Hejda	+20	2007-08
3.	Nick Foligno	+16	2014-15
4.	Derek MacKenzie	+14	2010-11
5.	Ron Hainsey	+13	2005-06
6.	Anders Eriksson	+12	2006-07
	David Vyborny	+12	2002-03
8.	Jakub Voracek	+11	2008-09
	Mike Commodore	+11	2008-09
	Rick Nash	+11	2008-09

PENALTY MINUTES

1.	Jody Shelley	249	2002-03
2.	Derek Dorsett	235	2011-12
3.	Jody Shelley	228	2003-04
4.	Jared Boll	226	2007-08
5.	Jody Shelley	206	2001-02
6.	Derek Dorsett	184	2010-11
7.	Jared Boll	182	2010-11
8.	Jared Boll	180	2008-09
9.	Jody Shelley	163	2005-06
10.	Derek Dorsett	150	2008-09

POWER PLAY GOALS

1.	Rick Nash	19	2003-04
2.	Geoff Sanderson	15	2002-03
3.	Steve Heinze	14	2000-01
4.	Nick Foligno	11	2014-15
	Rick Nash	11	2005-06
	Bryan Berard	11	2005-06
7.	Scott Hartnell	10	2015-16
	Rick Nash	10	2009-10
	Rick Nash	10	2007-08
	Nikolai Zherdev	10	2005-06

SHORTHANDED GOALS

1.	Rick Nash	5	2008-09
2.	Rick Nash	4	2007-08
	David Vyborny	4	2003-04
4.	R.J. Umberger	3	2010-11
	Mike Sillinger	3	2002-03
6.	Cam Atkinson	2	2015-16
	Ryan Johansen	2	2014-15
	Brandon Dubinsky	2	2013-14
	Derek MacKenzie	2	2013-14
	Artem Anisimov	2	2013-14
	Mark Letestu	2	2012-13
	Derek MacKenzie	2	2011-12
	Rick Nash	2	2011-12
	Rick Nash	2	2009-10
	Antoine Vermette	2	2009-10
	Sergei Fedorov	2	2006-07
	Jason Chimera	2	2006-07
	David Vyborny	2	2005-06
	Adam Foote	2	2005-06
	Geoff Sanderson	2	2002-03
	Ray Whitney	2	2002-03
	Tyler Wright	2	2002-03
	Espen Knutsen	2	2001-02

GAME-WINNING GOALS

1.	Brandon Saad	7	2015-16
	Cam Atkinson	7	2014-15
	Rick Nash	7	2010-11
	Rick Nash	7	2003-04
	Geoff Sanderson	7	2000-01
6.	Rick Nash	6	2009-10
	Raffi Torres	6	2008-09
	Rick Nash	6	2007-08
	David Vyborny	6	2005-06
10.	Boone Jenner	5	2013-14
	Cam Atkinson	5	2013-14
	Ryan Johansen	5	2013-14
	Nick Foligno	5	2013-14
	Artem Anisimov	5	2013-14
	Kristian Huselius	5	2009-10
	Rick Nash	5	2008-09
	Rick Nash	5	2006-07
	Jason Chimera	5	2005-06
	Andrew Cassels	5	2002-03
	Mike Sillinger	5	2001-02

SHOTS ON GOAL

1.	Rick Nash	329	2007-08
2.	Rick Nash	306	2011-12
3.	Rick Nash	305	2010-11
4.	Geoff Sanderson	286	2002-03
5.	Rick Nash	269	2003-04
6.	Rick Nash	263	2008-09
7.	Rick Nash	254	2009-10
	Nikolai Zherdev	254	2007-08
9.	Ryan Johansen	237	2013-14
10.	Ray Whitney	235	2002-03

SHOOTING PERCENTAGE (MIN. 50 GAMES)

1.	Raffi Torres	19.2	2009-10
2.	Rick Nash	18.2	2005-06
3.	Espen Knutsen	17.7	2000-01
	Andrew Cassels	17.7	2002-03
5.	Steve Heinze	17.6	2000-01
	Tyler Wright	17.6	2002-03
7.	Antoine Vermette	17.3	2009-10
8.	Nick Foligno	17.0	2014-15
9.	Nick Foligno	16.2	2013-14
10.	Raffi Torres	16.2	2006-07

FACE-OFF WINNING PERCENTAGE (MIN. 100 ATTEMPTS)

1.	Derek MacKenzie	59.4	2012-13
2.	Manny Malhotra	59.0	2007-08
3.	Brandon Dubinsky	58.3	2012-13
4.	Manny Malhotra	58.0	2008-09
5.	Antoine Vermette	57.7	2008-09
6.	Keven Adams	57.4	2000-01
7.	Mike Sillinger	57.0	2001-02
8.	Geoff Platt	56.5	2006-07
	Mike Sillinger	56.5	2002-03
10.	Manny Malhotra	56.3	2005-06

POINTS BY DEFENSEMAN

1.	James Wisniewski	51	2013-14
2.	Jaroslav Spacek	45	2002-03
3.	Jack Johnson	40	2014-15
4.	David Savard	36	2014-15
5.	Anton Stralman	34	2009-10
	Fedor Tyutin	34	2008-09
	Ron Hainsey	34	2006-07
8.	Jack Johnson	33	2013-14
9.	Nikita Nikitin	32	2011-12
	Fedor Tyutin	32	2009-10
	Ron Hainsey	32	2007-08
	Bryan Berard	32	2005-06

GOALS BY DEFENSEMAN

1.	Bryan Berard	12	2005-06
2.	David Savard	11	2014-15
	Jamie Heward	11	2000-01
4.	Kevin Connauton	9	2014-15
	Fedor Tyutin	9	2008-09
	Ron Hainsey	9	2006-07
	Rostislav Klesla	9	2006-07
	Jaroslav Spacek	9	2002-03
9.	Jack Johnson	8	2014-15
	James Wisniewski	8	2014-15
	Ron Hainsey	8	2007-08
	Rostislav Klesla	8	2001-02

TOP SINGLE SEASONS

HAT TRICKS

1.	Jeff Carter	2	2011-12
	Rick Nash	2	2008-09
	Tyler Wright	2	2002-03
	R.J. Umberger	2	2009-10
5.	Cam Atkinson	1	2015-16
	Nick Foligno	1	2015-16
	Brandon Saad	1	2015-16
	Nick Foligno	1	2014-15
	Cam Atkinson	1	2014-15
	Scott Hartnell	1	2014-15
	Cam Atkinson	1	2011-12
	R.J. Umberger	1	2011-12
	Matt Calvert	1	2010-11
	Kristian Huselius	1	2010-11
	Rick Nash	1	2010-11
	Nikita Filatov	1	2008-09
	Rick Nash	1	2007-08
	Rick Nash	1	2005-06
	Bryan Berard	1	2005-06
	David Vyborny	1	2003-04
	Geoff Sanderson	1	2002-03
	Ray Whitney	1	2002-03
	Espen Knutsen	1	2001-02
	Geoff Sanderson	1	2000-01
	Tyler Wright	1	2000-01
	Deron Quint	1	2000-01

MULTI-POINT GAMES

1.	Rick Nash	24	2008-09
2.	David Vyborny	19	2006-07
	David Vyborny	19	2005-06
	Ray Whitney	19	2002-03
5.	Kristian Huselius	18	2009-10
	Andrew Cassels	18	2002-03
	Ray Whitney	18	2001-02
8.	Nick Foligno	17	2014-15
	Rick Nash	17	2005-06
10.	Scott Hartnell	16	2014-15
	Ryan Johansen	16	2013-14
	Rick Nash	16	2010-11
	Rick Nash	16	2009-10
	Antoine Vermette	16	2009-10
	Rick Nash	16	2007-08

MULTI-GOAL GAMES

1.	Rick Nash	7	2010-11
2.	Nick Foligno	6	2014-15
	Scott Hartnell	6	2014-15
	Rick Nash	6	2008-09
	Rick Nash	6	2007-08
	Rick Nash	6	2003-04
	Geoff Sanderson	6	2002-03
8.	Rick Nash	5	2009-10
	R.J. Umberger	5	2008-09
	Rick Nash	5	2006-07
	Rick Nash	5	2005-06
	Geoff Sanderson	5	2000-01

ICE TIME - ALL PLAYERS (MIN. 50 GAMES)

1.	Jack Johnson	25:58	2012-13
2.	James Wisniewski	24:47	2011-12
	Jaroslav Spacek	24:47	2002-03
4.	Adam Foote	24:44	2006-07
5.	Jack Johnson	24:40	2013-14
6.	Adam Foote	24:33	2005-06
7.	Jack Johnson	24:10	2015-16
8.	Jack Johnson	24:09	2014-15
9.	Fedor Tyutin	24:08	2011-12
10.	Deron Quint	24:05	2000-01
	Fedor Tyutin	24:05	2012-13

ICE TIME - FORWARDS (MIN. 50 GAMES)

1.	Rick Nash	21:09	2008-09
2.	Sergei Fedorov	21:01	2005-06
3.	Ray Whitney	21:00	2002-03
4.	Rick Nash	20:56	2009-10
5.	Mike Sillinger	20:51	2001-02
6.	David Vyborny	20:41	2005-06
7.	Todd Marchant	20:38	2003-04
8.	Rick Nash	20:29	2007-08
9.	David Vyborny	20:22	2003-04
10.	David Vyborny	20:20	2006-07

ROOKIE SKATERS

GAMES PLAYED

1.	William Karlsson	81	2015-16
	Serge Aubin	81	2000-01
3.	Jakub Voracek	80	2008-09
4.	David Vyborny	79	2000-01
5.	Gilbert Brule	78	2006-07
6.	Jared Boll	75	2007-08
	Rostislav Klesla	75	2001-02
8.	Rick Nash	74	2002-03
9.	Boone Jenner	72	2013-14
10.	Ole-Kristian Tollefsen	70	2006-07

POINTS

1.	Rick Nash	39	2002-03
2.	Jakub Voracek	38	2008-09
3.	Nikolai Zherdev	34	2003-04
4.	David Vyborny	32	2000-01
5.	Serge Aubin	30	2000-01
6.	Boone Jenner	29	2013-14
7.	Derick Brassard	25	2008-09
8.	Jaroslav Balastik	22	2005-06
9.	Marko Dano	21	2014-15
	Ryan Murray	21	2013-14
	Ryan Johansen	21	2011-12

GOALS

1.	Rick Nash	17	2002-03
2.	Boone Jenner	16	2013-14
3.	Nikolai Zherdev	13	2003-04
	Serge Aubin	13	2000-01
	David Vyborny	13	2000-01
6.	Jaroslav Balastik	12	2005-06
7.	Matt Calvert	11	2010-11
8.	Derick Brassard	10	2008-09
9.	William Karlsson	9	2015-16
	Ryan Johansen	9	2011-12
	Jakub Voracek	9	2008-09
	Gilbert Brule	9	2006-07

ASSISTS

1.	Jakub Voracek	29	2008-09
2.	Rick Nash	22	2002-03
3.	Nikolai Zherdev	21	2003-04
4.	David Vyborny	19	2000-01
5.	Ryan Murray	17	2013-14
6.	Serge Aubin	17	2000-01
7.	Alexander Wennberg	16	2014-15
8.	Grant Clitsome	15	2010-11
	Derick Brassard	15	2008-09
10.	Marko Dano	13	2014-15
	Boone Jenner	13	2013-14
	Derrick Walser	13	2002-03

PLUS/MINUS RATING (MIN. 40 GAMES)

1.	Jakub Voracek	11	2008-09
2.	Boone Jenner	6	2013-14
3.	Ryan Murray	4	2013-14
4.	Matt Calvert	3	2010-11
	Mike Blunden	3	2009-10

PENALTY MINUTES

1.	Jared Boll	226	2007-08
2.	Jody Shelley	206	2001-02
3.	Derek Dorsett	150	2008-09
4.	Ole-Kristian Tollefsen	123	2006-07
5.	Serge Aubin	107	2000-01
6.	Rick Nash	78	2002-03
7.	Duvie Westcott	77	2002-03
8.	Rostislav Klesla	74	2001-02
9.	Mike Blunden	59	2009-10
10.	Nikolai Zherdev	54	2003-04

POWER PLAY GOALS

1.	Jaroslav Balastik	7	2005-06
2.	Rick Nash	6	2002-03
3.	Nikolai Zherdev	5	2003-04
	David Vyborny	5	2000-01
5.	Boone Jenner	4	2013-14

SHORTHANDED GOALS

No SHG by CBJ Rookie

GAME-WINNING GOALS

1.	Boone Jenner	5	2013-14
2.	Ryan Johansen	3	2011-12
	Jared Boll	3	2007-08
4.	Jaroslav Balastik	2	2005-06
	Rick Nash	2	2002-03
	Derrick Walser	2	2002-03
	Serge Augin	2	2000-01

SHOTS ON GOAL

1.	Jaroslav Balastik	158	2005-06
2.	Rick Nash	154	2002-03
3.	Nikolai Zherdev	137	2003-04
4.	Boone Jenner	127	2013-14
5.	David Vyborny	125	2000-01

SHOOTING PERCENTAGE (MIN. 40 GAMES)

1.	Matt Calvert	22.0	2010-11
2.	Boone Jenner	12.6	2013-14
3.	Serge Aubin	11.8	2000-01
4.	Rick Nash	11.0	2002-03
5.	David Vyborny	10.4	2000-01

FACE-OFF WINNING PERCENTAGE

(MIN. 100 ATTEMPTS)

1.	Geoff Platt	56.5	2006-07
2.	Serge Aubin	51.3	2000-01
3.	Dan Fritsche	48.9	2005-06
4.	Michael Chaput	48.6	2014-15
5.	Derick Brassard	48.5	2008-09

POINTS BY DEFENSEMAN

1.	Ryan Murray	21	2013-14
2.	Derrick Walser	17	2002-03
3.	Rostislav Klesla	16	2001-02
4.	Kris Russell	10	2007-08
5.	John Moore	7	2011-12

GOALS BY DEFENSEMAN

1.	Rostislav Klesla	8	2001-02
2.	Ryan Murray	4	2013-14
	Derrick Walser	4	2002-03
4.	John Moore	2	2011-12
	Kris Russell	2	2007-08
	Ole-Kristian Tollefsen	2	2006-07

HAT TRICKS

1.	Cam Atkinson	1	2011-12
	Matt Calvert	1	2010-11
	Nikita Filatov	1	2008-09

MULTI-POINT GAMES

1.	Nikolai Zherdev	7	2003-04
2.	Jakub Voracek	6	2008-09
	Serge Aubin	6	2000-01
4.	Marko Dano	5	2014-15
	Boone Jenner	5	2013-14
	Derick Brassard	5	2008-09
	Rick Nash	5	2002-03

MULTI-GOAL GAMES

1.	Serge Aubin	3	2000-01
2.	William Karlsson	2	2015-16
	Boone Jenner	2	2013-14
	Cam Atkinson	2	2011-12
	Ryan Johansen	2	2011-12
	Jaroslav Balastik	2	2005-06

ICE TIME - ALL PLAYERS (MIN. 40 GAMES)

1.	Ryan Murray	19:52	2013-14
2.	Rostislav Klesla	18:52	2001-02
3.	Serge Aubin	16:20	2000-01
4.	Nikolai Zherdev	16:10	2003-04
5.	John Moore	15:49	2011-12

ICE TIME - FORWARDS (MIN. 40 GAMES)

1.	Serge Aubin	16:20	2000-01
2.	Nikolai Zherdev	16:10	2003-04
3.	Alexander Wennberg	15:37	2014-15
4.	David Vyborny	15:25	2000-01
5.	William Karlsson	14:28	2015-16

GOALTENDERS

GAMES PLAYED

1.	Marc Denis	77	2002-03
2.	Marc Denis	66	2003-04
3.	Steve Mason	61	2008-09
4.	Steve Mason	58	2009-10
	Sergei Bobrovsky	58	2013-14
6.	Fredrik Norrena	55	2006-07
7.	Steve Mason	54	2010-11
	Pascal Leclaire	54	2007-08
9.	Ron Tugnutt	53	2000-01
10.	Sergei Bobrovsky	51	2014-15

MINUTES PLAYED

1.	Marc Denis	4,511	2002-03
2.	Marc Denis	3,796	2003-04
3.	Steve Mason	3,664	2008-09
4.	Sergei Bobrovsky	3,299	2013-14
5.	Steve Mason	3,201	2009-10
6.	Ron Tugnutt	3,129	2000-01
7.	Steve Mason	3,027	2010-11
8.	Sergei Bobrovsky	2,994	2014-15
9.	Pascal Leclaire	2,986	2007-08
10.	Fredrik Norrena	2,952	2006-07

GOALS-AGAINST AVERAGE (MIN. 20 GAMES PLAYED)

1.	Sergei Bobrovsky	2.00	2012-13
2.	Pascal Leclaire	2.25	2007-08
3.	Steve Mason	2.29	2008-09
4.	Sergei Bobrovsky	2.38	2013-14
5.	Ron Tugnutt	2.44	2000-01
6.	Marc Denis	2.56	2003-04
7.	Joonas Korpisalo	2.60	2015-16
	Curtis Sanford	2.60	2011-12
9.	Sergei Bobrovsky	2.69	2014-15
10.	Curtis McElhinney	2.70	2013-14

SAVE PERCENTAGE

1.	Sergei Bobrovsky	.932	2012-13
2.	Sergei Bobrovsky	.923	2013-14
3.	Joonas Korpisalo	.920	2015-16

4.	Pascal Leclaire	.919	2007-08
5.	Sergei Bobrovsky	.918	2014-15
	Marc Denis	.918	2003-04
7.	Ron Tugnutt	.917	2000-01
8.	Steve Mason	.916	2008-09
9.	Curtis McElhinney	.914	2014-15
10.	Curtis Sanford	.911	2011-12
	Pascal Leclaire	.911	2005-06

WINS

1.	Steve Mason	33	2008-09
2.	Sergei Bobrovsky	32	2013-14
3.	Sergei Bobrovsky	30	2014-15
4.	Marc Denis	27	2002-03
	Steve Mason	24	2010-11
	Pascal Leclaire	24	2007-08
	Fredrik Norrena	24	2006-07
8.	Ron Tugnutt	22	2000-01
9.	Marc Denis	21	2005-06
	Marc Denis	21	2003-04
	Sergei Bobrovsky	21	2012-13

LOSSES

1.	Marc Denis	41	2002-03
2.	Marc Denis	36	2003-04
3.	Ron Tugnutt	27	2001-02
4.	Steve Mason	26	2011-12
	Steve Mason	26	2009-10
6.	Marc Denis	25	2005-06
	Ron Tugnutt	25	2000-01
8.	Marc Denis	24	2001-02
9.	Fredrik Norrena	23	2006-07
10.	Steve Mason	21	2010-11

TIES

1.	Marc Denis	8	2002-03
2.	Marc Denis	7	2003-04
3.	Marc Denis	5	2001-02
	Ron Tugnutt	5	2000-01
5.	Marc Denis	4	2000-01
6.	Ron Tugnutt	3	2001-02
7.	Fred Brathwaite	1	2003-04

SHUTOUTS

1.	Steve Mason	10	2008-09
2.	Pascal Leclaire	9	2007-08
3.	Sergei Bobrovsky	5	2013-14
	Steve Mason	5	2009-10
	Marc Denis	5	2003-04
	Marc Denis	5	2002-03
7.	Sergei Bobrovsky	4	2012-13
	Ron Tugnutt	4	2000-01
9.	Mathieu Garon	3	2010-11
	Steve Mason	3	2010-11
	Fredrik Norrena	3	2006-07

ASSISTS

1.	Sergei Bobrovsky	2	2015-16
	Sergei Bobrovsky	2	2014-15
	Steve Mason	2	2011-12
	Steve Mason	2	2009-10
	Pascal Leclaire	2	2007-08
	Marc Denis	2	2003-04
7.	Sergei Bobrovsky	1	2013-14
	Curtis McElhinney	1	2013-14
	Mathieu Garon	1	2010-11
	Steve Mason	1	2010-11
	Fredrik Norrena	1	2007-08
	Marc Denis	1	2005-06
	Pascal Leclaire	1	2005-06
	Ron Tugnutt	1	2001-02
	Marc Denis	1	2001-02
	Ron Tugnutt	1	2000-01

PENALTY MINUTES

1.	Marc Denis	10	2003-04
2.	Fredrik Norrena	6	2006-07
	Marc Denis	6	2002-03
4.	Sergei Bobrovsky	4	2014-15

5.	Sergei Bobrovsky	2	2015-16
	Joonas Korpisalo	2	2015-16
	Sergei Bobrovsky	2	2013-14
	Steve Mason	2	2011-12
	Mathieu Garon	2	2010-11
	Steve Mason	2	2010-11
	Mathieu Garon	2	2009-10
	Steve Mason	2	2009-10
	Steve Mason	2	2008-09
	Pascal Leclaire	2	2007-08
	Pascal Leclaire	2	2006-07
	Marc Denis	2	2005-06
	Pascal Leclaire	2	2005-06
	Fred Brathwaite	2	2003-04
	J.F. Labbe	2	2002-03
	Marc Denis	2	2001-02
	Ron Tugnutt	2	2000-01
	Marc Denis	2	2000-01

ROOKIE GOALTENDERS

GAMES PLAYED

1.	Steve Mason	61	2008-09
2.	Pascal Leclaire	33	2005-06
3.	Marc Denis	32	2000-01

MINUTES PLAYED

1.	Steve Mason	3,664	2008-09
2.	Marc Denis	1,830	2000-01
3.	Pascal Leclaire	1,804	2005-06

GOALS-AGAINST AVERAGE (MIN. 20 GAMES PLAYED)

1.	Steve Mason	2.29	2008-09
2.	Joonas Korpisalo	2.60	2015-16
3.	Pascal Leclaire	3.23	2005-06

SAVE PERCENTAGE (MIN. 20 GAMES PLAYED)

1.	Joonas Korpisalo	.920	2015-16
2.	Steve Mason	.916	2008-09
3.	Pascal Leclaire	.911	2005-06

WINS

1.	Steve Mason	33	2008-09
2.	Joonas Korpisalo	16	2015-16
3.	Pascal Leclaire	11	2005-06

LOSSES

1.	Steve Mason	20	2008-09
	Marc Denis	20	2000-01
3.	Pascal Leclaire	15	2005-06

SHUTOUTS

1.	Steve Mason	10	2008-09
----	-------------	----	---------

ASSISTS

1.	Pascal Leclaire	1	2005-06
----	-----------------	---	---------

PENALTY MINUTES

1.	Joonas Korpisalo	2	2015-16
	Steve Mason	2	2008-09
	Pascal Leclaire	2	2005-06
	Marc Denis	2	2000-01

CAREER LEADERS

GAMES PLAYED

1.	Rick Nash	674
2.	Fedor Tyutin	553
3.	David Vyborny	543
4.	Jared Boll	518
5.	Rostislav Klesla	515
6.	R.J. Umberger	445
7.	Jody Shelley	380
8.	Manny Malhotra	344
9.	Jason Chimera	331
10.	Ryan Johansen	309
	Tyler Wright	309
	Derick Brassard	309

POINTS

1.	Rick Nash	547
2.	David Vyborny	317
3.	R.J. Umberger	250
4.	Ryan Johansen	193
5.	Fedor Tyutin	185
6.	Nikolai Zherdev	181
7.	Derick Brassard	169
8.	Nick Foligno	168
	Geoff Sanderson	168
10.	Cam Atkinson	165

GOALS

1.	Rick Nash	289
2.	R.J. Umberger	120
3.	David Vyborny	113
4.	Geoff Sanderson	88
5.	Cam Atkinson	86
6.	Ryan Johansen	79
7.	Nikolai Zherdev	76
8.	Nick Foligno	67
9.	Jason Chimera	62
10.	Antoine Vermette	61

ASSISTS

1.	Rick Nash	258
2.	David Vyborny	204
3.	Fedor Tyutin	146
4.	R.J. Umberger	130
5.	Ryan Johansen	114
6.	Derick Brassard	111
7.	Brandon Dubinsky	106
8.	Nikolai Zherdev	105
9.	Nick Foligno	101
10.	Jakub Voracek	95
	Ray Whitney	95
	James Wisniewski	95

PLUS/MINUS RATING (MINIMUM 100 GAMES)

1.	Jan Hejda	23
2.	Derek MacKenzie	19
3.	Brandon Dubinsky	18
4.	Nick Foligno	13
5.	Anders Eriksson	6
	Nikita Nikitin	6
7.	Brandon Dubinsky	2
8.	Jakub Voracek	1
9.	Corey Tropp	-3
10.	Cam Atkinson	-4
	Mark Letestu	-4
	Kevin Dineen	-4
	Jamie Pushor	-4

PENALTY MINUTES

1.	Jared Boll	1,195
2.	Jody Shelley	1,025
3.	Derek Dorsett	727
4.	Rick Nash	568
5.	Rostislav Klesla	508
6.	Tyler Wright	436
7.	Jason Chimera	372
8.	Fedor Tyutin	351
9.	Duvie Westcott	299
10.	Brandon Dubinsky	288

POWER PLAY GOALS

1.	Rick Nash	83
2.	R.J. Umberger	40
3.	David Vyborny	36
3.	Geoff Sanderson	34
5.	Nikolai Zherdev	25

SHORTHANDED GOALS

1.	Rick Nash	14
2.	David Vyborny	7
3.	R.J. Umberger	5
	Antoine Vermette	5
	Derek MacKenzie	5

GAME-WINNING GOALS

1.	Rick Nash	44
2.	David Vyborny	17
3.	Cam Atkinson	16
4.	R.J. Umberger	15
5.	Nick Foligno	12
	Geoff Sanderson	12
	Jason Chimera	12

SHOTS ON GOAL

1.	Rick Nash	2,278
2.	R.J. Umberger	1,107
3.	David Vyborny	920
4.	Cam Atkinson	811
5.	Geoff Sanderson	795

SHOOTING PERCENTAGE (MINIMUM 200 SHOTS)

1.	Scott Hartnell	14.4
2.	Mike Sillinger	13.7
3.	Brandon Saad	13.3
	Espen Knutsen	13.3
5.	Nick Foligno	13.1

HAT TRICKS

1.	Rick Nash	5
2.	Tyler Wright	3
	Cam Atkinson	3
4.	Nick Foligno	2
	Jeff Carter	2
	Geoff Sanderson	2
	R.J. Umberger	2
8.	Brandon Saad	1
	Scott Hartnell	1
	Bryan Berard	1
	Matt Calvert	1
	Nikita Filatov	1
	Kristian Huselius	1
	Espen Knutsen	1
	Deron Quint	1
	David Vyborny	1
	Ray Whitney	1

CONSECUTIVE GAMES PLAYED

1.	R.J. Umberger	288
	10/10/08-1/10/12	
2.	Jason Chimera	243
	10/9/05-4/5/08	
3.	Antoine Vermette	241
	3/7/09-2/21/12	
4.	Ryan Johansen	202
	2/24/13-10/22/15	
5.	David Vyborny	194
	10/17/02-12/20/05	

DEFENSEMEN

GAMES PLAYED

1.	Fedor Tyutin	553
2.	Rostislav Klesla	515
3.	Jan Hejda	302
4.	Kris Russell	288
5.	Jack Johnson	286

POINTS

1.	Fedor Tyutin	185
2.	Rostislav Klesla	133
3.	James Wisniewski	121
4.	Jack Johnson	120
5.	David Savard	86

GOALS

1.	Rostislav Klesla	41
2.	Fedor Tyutin	39
3.	Jack Johnson	28
4.	James Wisniewski	26
5.	David Savard	22

ASSISTS

1.	Fedor Tyutin	146
2.	James Wisniewski	95
3.	Rostislav Klesla	92
	Jack Johnson	92
5.	David Savard	64
	Ron Hainsey	64

PENALTY MINUTES

1.	Rostislav Klesla	508
2.	Fedor Tyutin	351
3.	Duvie Westcott	299
4.	Ole-Kristian Tollefsen	273
5.	Adam Foote	255

GOALTENDERS

GAMES PLAYED

1.	Marc Denis	266
2.	Steve Mason	232
3.	Sergei Bobrovsky	184
4.	Pascal Leclaire	125
5.	Fredrik Norrena	100

MINUTES PLAYED

1.	Marc Denis	15,259
2.	Steve Mason	13,137
3.	Sergei Bobrovsky	10,629
4.	Pascal Leclaire	6,898
5.	Ron Tugnutt	5,631

WINS

1.	Sergei Bobrovsky	98
2.	Steve Mason	96
3.	Marc Denis	84
4.	Pascal Leclaire	45
5.	Fredrik Norrena	35

LOSSES

1.	Marc Denis	146
2.	Steve Mason	99
3.	Sergei Bobrovsky	67
4.	Pascal Leclaire	55
5.	Ron Tugnutt	52

TIES

1.	Marc Denis	24
2.	Ron Tugnutt	8
3.	Fred Brathwaite	1

OVERTIME/SHOOTOUT LOSSES

1.	Steve Mason	27 (8/19)
2.	Sergei Bobrovsky	15 (8/7)
3.	Pascal Leclaire	12 (4/8)
4.	Mathieu Garon	12 (6/6)
5.	Fredrik Norrena	11 (3/8)

SHUTOUTS

1.	Steve Mason	19
2.	Marc Denis	12
	Sergei Bobrovsky	12
4.	Pascal Leclaire	10
5.	Ron Tugnutt	6

GOALS-AGAINST AVERAGE (MINIMUM 70 GAMES PLAYED)

1.	Sergei Bobrovsky	2.46
2.	Ron Tugnutt	2.62
3.	Mathieu Garon	2.77
4.	Fredrik Norrena	2.79
5.	Pascal Leclaire	2.82

SAVE PERCENTAGE

1.	Sergei Bobrovsky	.920
2.	Ron Tugnutt	.910
3.	Curtis McElhinney	.907
	Pascal Leclaire	.907
5.	Marc Denis	.905

SAVES

1.	Marc Denis	7,251
2.	Steve Mason	5,919
3.	Sergei Bobrovsky	5,028
4.	Pascal Leclaire	3,161
5.	Ron Tugnutt	2,477

SHOTS AGAINST

1.	Marc Denis	8,016
2.	Steve Mason	6,553
3.	Sergei Bobrovsky	5,464
4.	Pascal Leclaire	3,485
5.	Ron Tugnutt	2,723

ASSISTS

1.	Sergei Bobrovsky	5
	Steve Mason	5
3.	Marc Denis	4
	Pascal Leclaire	4
5.	Curtis McElhinney	2
	Ron Tugnutt	2

PENALTY MINUTES

1.	Marc Denis	22
2.	Sergei Bobrovsky	8
	Steve Mason	8
4.	Fredrik Norrena	6
	Pascal Leclaire	6



MARC DENIS

TEAM RECORDS

STREAKS

LONGEST WINNING STREAK

1.	3/18-4/4/15	9
2.	1/6-1/23/14	8
3.	12/1-12/16/14	7
4.	3/24-4/3/06	6
5.	4/9-4/17/13	5
	3/3-3/10/13	5
	11/17-11/24/10	5
	12/2-12/12/06	5
	1/24-2/2/06	5

LONGEST POINT STREAK

1.	3/18-4/11/15 (12-0-1)	13
2.	2/26-3/22/13 (8-0-4)	12
3.	12/1-12/20/11 (8-0-1)	9
4.	1/6-1/23/14 (8-0-0)	8
	1/15-2/6/01 (4-0-2-2)	8

LONGEST WINLESS STREAK

1.	10/24-11/11/14 (0-8-1)	9
	12/10-12/26/09 (0-7-2)	9
	12/4-12/23/03 (0-6-1-2)	9
4.	10/9-10/22/15 (0-8-0)	8
	10/7-10/22/11 (0-7-1)	8
	11/10-11/24/06 (0-7-1)	8
	3/3-3/18/04 (0-8-0-0)	8
	11/17-12/3/00 (0-8-0-0)	8

LONGEST REGULATION LOSING STREAK

1.	10/9-10/22/15	8
	3/3-3/18/04	8
	11/17-12/3/00	8
3.	11/11-11/25/05	7
4.	10/24-11/4/14	6
	11/10-11/20/06	6
	2/15-2/25/03	6
	10/20-11/1/01	6

LONGEST SHUTOUT STREAK

Overall	199:19	12/23/08-1/2/09
Home	171:20	11/16-11/22/03
Road	166:06	12/1-1/9/06

LONGEST SCORELESS STREAK

Overall	219:46	12/1-12/10/01
Home	104:24	11/14-11/19/00
Road	207:07	3/26-4/5/01

MOST CONSECUTIVE OVERTIME GAMES

Overall	6	12/9-12/20/14 (20TW, 3SOW, 10TL)
Home	4	11/27-12/12/15 (10TW, 20TL, 1SOL)
	4	12/9-12/20/14 (10TW, 2SOW, 10TL)
	4	2/26-3/7/13 (20TW, 1SOW, 10TL)
Road	4	3/24-4/8/09 (1SOW, 10TL, 2SOL)

MOST CONSECUTIVE GAMES WITHOUT BEING SHUT OUT

Overall	51	4/8/09-1/12/10
Home	45	3/20/07-3/26/08
Road	45	1/6/09-1/12/10

LONGEST HOME WINNING STREAK

1.	3/24-4/10/15	6
	12/26/07-1/15/08	6
3.	1/30-3/11/14	5
	1/10-1/23/14	5
	11/29-12/17/08	5
	1/20-2/8/06	5

LONGEST HOME POINT STREAK

1.	2/11-3/31/13 (9-0-3)	12
2.	3/24-4/10/15 (6-0-0)	6
	1/30-3/13/14 (5-0-1)	6
	12/26/07-1/15/08 (6-0-0)	6
	1/20-2/12/03 (4-0-2-0)	6
	11/13-11/27/01 (4-0-1-1)	6
	1/15-2/10/01 (4-0-1-1)	6

LONGEST HOME WINLESS STREAK

1.	12/4-12/31/03 (0-6-1-1)	8
	10/4-11/9/01 (0-6-2-0)	8
3.	1/29-3/7/08 (0-4-3)	7
	1/26-2/28/02 (0-4-1-2)	7
5.	10/9-11/10/15 (0-6-0)	6
	3/9-3/27/11 (0-4-2)	6

LONGEST REGULATION HOME LOSING STREAK

1.	10/9-11/10/15	6
	10/12-11/9/01	6
3.	2/24-3/7/15	5
	11/11-11/25/05	5
	12/19-12/31/03	5
	11/17-12/2/00	5

MOST CONSECUTIVE GAMES

SCORING A POWER PLAY GOAL

Overall	8	10/10/02-10/27/02 (10 goals)
Home	14	11/22/06-1/27/07 (22 goals)
Road	5	3x, most recent, 12/13-12/30/10 (5 goals)

MOST CONSECUTIVE GAMES

ALLOWING A POWER PLAY GOAL

Overall	9	3x, most recent, 3/1-3/18/15 (15 goals)
Home	8	2/22-4/1/07 (12 goals allowed)
Road	9	2x, most recent, 1/18-3/3/07 (17 goals)

MOST CONSECUTIVE GAMES

SCORING A SHORTHANDED GOAL

Overall	3	11/7/02-11/12/02 (3 goals)
Home	2	2x, most recent, 10/22-10/25/13 (2 goals)
Road	3	12/26/02-1/3/03 (3 goals)

LONGEST ROAD WINNING STREAK

1.	3/6-3/28/15	8
2.	1/19-2/18/11	6
3.	11/4-11/24/10	5
4.	12/4-12/16/14	4
	12/2-12/12/06	4

LONGEST ROAD POINT STREAK

1.	3/6-4/11/15 (9-0-1)	10
2.	1/15-2/18/11 (6-0-2)	8
3.	3/7-4/8/09 (4-0-3)	7
4.	11/4-11/24/10 (5-0-0)	5
	10/30-11/22/08 (3-0-2)	5
	12/2-12/14/06 (4-0-1)	5

LONGEST ROAD WINLESS STREAK

1.	10/9-12/20/03 (0-11-1-2)	14
2.	11/21-1/5/10 (0-9-4)	13
3.	1/10-2/23/04 (0-8-3-0)	11
4.	12/15-1/30/02 (0-9-1-0)	10
5.	10/12-11/20/05 (0-9-0)	9

LONGEST REGULATION ROAD LOSING STREAK

1.	10/12-11/20/05	9
2.	2/18-3/24/03	8
3.	10/8-11/5/11	7
4.	1/23-2/18/13	6
	2/4-2/23/04	6

MOST CONSECUTIVE GAMES

ALLOWING A SHORTHANDED GOAL

Overall	3	3/30/07-4/3/07 (3 goals)
Home	2	3x, most recent, 3/6/04-3/8/04 (2 goals)
Road	2	4x, most recent, 10/23-31/07 (2 goals)

BEST RECORD (BY POINTS) AT EACH GAME

GAME	MOST PTS	# TIMES	LAST TIME	RECORD	GAME	MOST PTS	# TIMES	LAST TIME	RECORD
1	2	6	2014-15	1-0-0	42	45	1	2012-13	19-16-7
2	4	2	2014-15	2-0-0	43	47	1	2012-13	20-16-7
3	5	1	2006-07	2-0-1	44	49	1	2012-13	21-16-7
4	6	3	2014-15	3-1-0	45	49	1	2012-13	21-17-7
5	8	1	2009-10	4-1-0	46	51	1	2012-13	22-17-7
6	10	1	2009-10	5-1-0	47	53	1	2012-13	23-17-7
7	10	1	2009-10	5-2-0	48	55	1	2012-13	24-17-7
8	10	2	2010-11	5-3-0	49	54	1	2013-14	25-20-4
9	12	2	2010-11	6-3-0	50	56	1	2013-14	26-20-4
10	13	1	2007-08	6-3-1	51	56	2	2013-14	26-21-4
11	15	1	2007-08	7-3-1	52	56	2	2013-14	26-22-4
12	16	2	2010-11	8-4-0	53	56	2	2013-14	26-23-4
13	18	1	2007-08	8-3-2	54	58	1	2013-14	27-23-4
14	18	2	2010-11	9-5-0	55	60	1	2013-14	28-23-4
15	18	3	2010-11	9-6-0	56	62	1	2013-14	29-23-4
16	20	2	2010-11	10-6-0	57	63	1	2013-14	29-23-5
17	22	1	2010-11	11-6-0	58	64	2	2010-11	29-23-6
18	24	1	2010-11	12-6-0	59	66	2	2010-11	30-23-6
19	26	1	2010-11	13-6-0	60	68	1	2010-11	31-23-6
20	28	1	2010-11	14-6-0	61	68	1	2010-11	31-24-6
21	28	1	2010-11	14-7-0	62	69	2	2013-14	32-25-5
22	28	1	2010-11	14-8-0	63	69	2	2013-14	32-26-5
23	29	1	2010-11	14-8-1	64	71	1	2013-14	33-26-5
24	29	1	2010-11	14-9-1	65	73	1	2013-14	34-26-5
25	29	1	2010-11	14-10-1	66	74	1	2013-14	34-26-6
26	31	1	2010-11	15-10-1	67	76	1	2013-14	35-26-6
27	31	2	2010-11	15-11-1	68	76	2	2013-14	35-27-6
28	33	1	2010-11	16-11-1	69	78	2	2013-14	36-27-6
29	34	1	2010-11	16-11-2	70	78	2	2013-14	36-28-6
30	35	1	2010-11	16-11-3	71	80	1	2008-09	37-28-6
31	35	1	2010-11	16-12-3	72	82	1	2008-09	38-28-6
32	35	1	2010-11	16-13-3	73	83	1	2008-09	38-28-7
33	37	1	2010-11	17-13-3	74	85	1	2008-09	39-28-7
34	37	1	2010-11	17-14-3	75	86	1	2008-09	39-28-8
35	37	1	2010-11	17-15-3	76	86	1	2008-09	39-29-8
36	39	1	2010-11	18-15-3	77	88	1	2008-09	40-29-8
37	41	1	2010-11	19-15-3	78	89	1	2008-09	40-29-9
38	43	1	2010-11	20-15-3	79	90	1	2008-09	40-29-10
39	43	1	2010-11	20-16-3	80	92	1	2008-09	41-29-10
40	43	1	2010-11	20-17-3	81	92	1	2008-09	41-30-10
41	44	1	2007-08	19-16-6	82	93	1	2013-14	43-32-7

TEAM RECORDS

BEST HOME RECORD (BY POINTS) AT EACH GAME

GAME	MOST PTS	# TIMES	LAST TIME	RECORD	GAME	MOST PTS	# TIMES	LAST TIME	RECORD
1	2	6x	2014-15	1-0-0	22	29	2x	2012-13	12-5-5
2	4	4x	2009-10	2-0-0	23	31	2x	2012-13	13-5-5
3	6	2x	2009-10	3-0-0	24	33	1x	2012-13	14-5-5
4	6	2x	2009-10	3-1-0	25	34	1x	2007-08	15-6-4
5	7	2x	2009-10	3-1-1	26	36	1x	2007-08	16-6-4
6	9	1x	2007-08	4-1-1	27	36	1x	2007-08	16-7-4
7	11	1x	2007-08	5-1-1	28	37	1x	2008-09	18-9-1
8	11	3x	2008-09	5-2-1	29	38	1x	2008-09	18-9-2
9	13	1x	2007-08	6-2-1	30	40	1x	2008-09	19-9-2
10	14	3x	2009-10	6-2-2	31	40	1x	2008-09	19-10-2
11	15	2x	2009-10	6-2-3	32	42	1x	2008-09	20-10-2
12	17	1x	2009-10	7-2-3	33	44	1x	2008-09	21-10-2
13	17	2x	2009-10	7-3-3	34	46	1x	2008-09	22-10-2
14	19	1x	2007-08	8-3-3	35	46	1x	2008-09	22-11-2
15	19	3x	2009-10	8-4-3	36	48	1x	2008-09	23-11-2
16	21	1x	2008-09	10-5-1	37	50	1x	2008-09	24-11-2
17	22	1x	2007-08	9-4-4	38	50	1x	2008-09	24-12-2
18	23	2x	2012-13	9-4-5	39	52	1x	2008-09	25-12-2
19	25	2x	2012-13	10-4-5	40	53	1x	2008-09	25-12-3
20	27	2x	2012-13	11-4-5	41	53	1x	2008-09	25-13-3
21	27	2x	2012-13	11-5-5					

BEST ROAD RECORD (BY POINTS) AT EACH GAME

GAME	MOST PTS	# TIMES	LAST TIME	RECORD	GAME	MOST PTS	# TIMES	LAST TIME	RECORD
1	2	8x	2014-15	1-0-0	22	23	1x	2014-15	11-10-1
2	4	2x	2013-14	2-0-0	23	23	1x	2014-15	11-11-1
3	6	1x	2010-11	3-0-0	24	24	2x	2013-14	11-11-2
4	6	1x	2010-11	3-1-0	25	26	2x	2013-14	12-11-2
5	8	1x	2010-11	4-1-0	26	28	1x	2010-11	12-10-4
6	10	1x	2010-11	5-1-0	27	30	1x	2010-11	13-10-4
7	12	1x	2010-11	6-1-0	28	32	1x	2010-11	14-10-4
8	14	1x	2010-11	7-1-0	29	34	1x	2010-11	15-10-4
9	16	1x	2010-11	8-1-0	30	34	1x	2010-11	15-11-4
10	16	1x	2010-11	8-2-0	31	35	1x	2010-11	15-11-5
11	16	1x	2010-11	8-3-0	32	35	1x	2010-11	15-12-5
12	16	1x	2010-11	8-4-0	33	35	1x	2010-11	15-13-5
13	17	1x	2010-11	8-4-1	34	36	2x	2014-15	17-15-2
14	18	1x	2010-11	8-4-2	35	38	2x	2014-15	18-15-2
15	18	1x	2010-11	8-5-2	36	40	2x	2014-15	19-15-2
16	18	1x	2010-11	8-6-2	37	42	1x	2014-15	20-15-2
17	20	1x	2010-11	9-6-2	38	44	1x	2014-15	21-15-2
18	20	1x	2010-11	9-7-2	39	46	1x	2014-15	22-15-2
19	20	1x	2010-11	9-8-2	40	47	1x	2014-15	22-15-3
20	21	1x	2014-15	10-9-1	41	49	1x	2014-15	23-15-3
21	23	1x	2014-15	11-9-1					

LARGEST MARGIN OF VICTORY/DEFEAT

LARGEST MARGIN OF VICTORY

DATE	MARGIN	OPPONENT	SCORE	CBJ/OPP GOALTENDERS
11/10/10	7	vs. St. Louis	8-1	Mason/Conklin, Halak
2/6/15	6	vs. St. Louis	7-1	McElhinney/Elliott, Allen
11/25/13	6	at Toronto	6-0	Bobrovsky/Reimer, Bernier
3/7/09	6	at Detroit	8-2	Mason/Conklin, Osgood
10x, 2/25/16	5	vs. New Jersey	6-1	Korpisalo/Schneider, Kinkaid

LARGEST MARGIN OF DEFEAT

DATE	MARGIN	OPPONENT	SCORE	CBJ/OPP GOALTENDERS
11/11/09	8	vs. Detroit	1-9	Mason, Garon/Howard
3/30/02	8	at San Jose	2-10	Denis, Tugnutt/Kiprusoff
2/4/02	8	vs. Boston	0-8	Denis/Grahame
11/19/13	7	at Edmonton	0-7	McElhinney, Bobrovsky/Dubnyk
11/5/11	7	at Philadelphia	2-9	Mason, York/Bryzgalov
1/22/04	7	at Chicago	0-7	Brathwaite/Anderson

SHOTS & SHOT DIFFERENCES IN VICTORY/DEFEAT

LARGEST SHOT DIFFERENCE FOR IN WIN

DATE	SHOT DIFF.	OPPONENT	SCORE
4/27/13	27 (47-20)	vs. Nashville	3-1 W
10/28/05	25 (53-28)	vs. Minnesota	2-1 SOW
12/6/13	21 (41-20)	vs. Minnesota	4-0 W
3/22/16	20 (53-33)	vs. Philadelphia	3-2 SOW
3/18/08	20 (38-18)	vs. Calgary	3-0 W

LARGEST SHOT DIFFERENCE AGAINST IN WIN

DATE	SHOT DIFF.	OPPONENT	SCORE
12/4/14	-35 (20-55)	at Florida	4-3 SOW
3/16/08	-29 (17-46)	vs. Detroit	4-3 W
1/14/06	-29 (23-52)	at Florida	5-4 OTW
3/18/15	-27 (20-47)	at Edmonton	4-3 SOW
10/27/06	-24 (14-38)	vs. Los Angeles	2-0 W
3/8/02	-24 (17-41)	vs. NY Islanders	4-2 W

MOST SHOTS IN WIN

DATE	SHOTS	OPPONENT	SCORE
3/22/16	53	vs. Philadelphia	3-2 SOW
10/28/05	53	vs. Minnesota	2-1 SOW
4/27/13	47	vs. Nashville	3-1 W
2/28/04	44	vs. Colorado	5-4 OTW
11/27/15	43	vs. Pittsburgh	2-1 OTW
1/24/06	43	vs. Vancouver	6-5 W

MOST SHOTS ALLOWED IN WIN

DATE	SHOTS	OPPONENT	SCORE
12/4/14	55	at Florida	4-3 SOW
4/11/15	52	at NY Islanders	5-4 SOW
1/14/06	52	at Florida	5-4 OTW
11/19/10	50	at Anaheim	4-3 W
12/17/08	48	vs. San Jose	2-1 OTW

FEWEST SHOTS IN WIN

DATE	SHOTS	OPPONENT	SCORE
3/2/02	13	at Los Angeles	2-0 W
10/27/15	14	at New Jersey	3-1 W
10/27/06	14	vs. Los Angeles	2-0 W
1/8/06	15	at Phoenix	5-2 W
1/2/04	15	at Tampa Bay	2-0 W

FEWEST SHOTS ALLOWED IN WIN

DATE	SHOTS	OPPONENT	SCORE
11/7/03	14	vs. Atlanta	4-2 W
11/22/08	15	at Atlanta	2-0 W
12/12/07	16	vs. Colorado	4-1 W
12/27/13	17	at New Jersey	2-1 SOW
1/30/09	17	vs. Ottawa	1-0 W
3/26/08	17	vs. Chicago	4-0 W
10/27/07	17	vs. San Jose	2-1 W

LARGEST SHOT DIFFERENCE FOR IN LOSS

DATE	SHOT DIFF.	OPPONENT	SCORE
4/3/12	32 (54-22)	at Phoenix	0-2 L
3/18/14	27 (47-20)	vs. Carolina	1-3 L
11/1/08	27 (51-24)	vs. Chicago	3-4 SOL
2/10/13	26 (40-14)	vs. Edmonton	1-3 L
1/13/07	23 (40-17)	vs. Nashville	1-4 L

LARGEST SHOT DIFFERENCE AGAINST IN LOSS

DATE	SHOT DIFF.	OPPONENT	SCORE
3/26/16	-29 (19-48)	at Nashville	1-5 L
12/31/05	-28 (15-43)	at Detroit	2-5 L
1/7/06	-27 (21-48)	at Colorado	2-3 SOL
11/17/02	-27 (15-42)	at Dallas	2-3 OTL
2/7/14	-26 (21-47)	at San Jose	2-3 L
2/14/04	-26 (24-50)	vs. San Jose	1-2 OTL

MOST SHOTS IN LOSS

DATE	SHOTS	OPPONENT	SCORE
4/3/12	54	at Phoenix	0-2 L
11/1/08	51	vs. Chicago	3-4 SOL
11/29/11	48	at Vancouver	1-4 L
2/24/15	47	vs. Buffalo	2-4 L
3/18/14	47	vs. Carolina	1-3 L
10/22/00	47	vs. Detroit	1-2 OTL

MOST SHOTS ALLOWED IN LOSS

DATE	SHOTS	OPPONENT	SCORE
11/12/02	51	at Colorado	4-5 L
2/14/04	50	vs. San Jose	1-2 OTL
3/26/16	48	at Nashville	1-5 L
11/21/09	48	at Nashville	3-4 SOL
1/21/06	48	at Nashville	2-7 L
1/7/06	48	at Colorado	2-3 SOL

FEWEST SHOTS IN LOSS

DATE	SHOTS	OPPONENT	SCORE
4/1/03	10	at Philadelphia	0-4 L
3/8/10	11	at Los Angeles	0-6 L
1/3/02	11	at St. Louis	2-4 L
3/22/08	12	vs. Detroit	1-4 L
2/15/13	13	at Los Angeles	1-2 L
3/20/11	13	vs. New Jersey	0-3 L

FEWEST SHOTS ALLOWED IN LOSS

DATE	SHOTS	OPPONENT	SCORE
2/21/09	13	vs. Anaheim	2-5 L
2/10/13	14	vs. Edmonton	1-3 L
1/19/08	14	at Dallas	1-3 L
1/10/01	14	vs. Colorado	2-4 L
11/16/05	16	vs. St. Louis	0-2 L

TEAM RECORDS

MOST GOALS OVER STRETCH

2-GAME STRETCH

1.	1/11-1/13/03	12
	4/5-4/7/12	12
	2/6-2/7/15	11
	3/25-3/27/10	11
	3/23-3/25/10	11
	12/9-12/10/06	11
	2/6-2/8/06	11
	1/8-1/11/06	11
	11/7-11/9/02	11

5-GAME STRETCH

1.	3/19-3/28/15	23
	2/25-3/9/01	23
3.	3/18-3/27/15	22
	1/11-1/21/14	22
	12/9-12/16/06	22
	1/8-1/16/06	22
	1/11-1/20/03	22

8-GAME STRETCH

1.	3/19-4/4/15	34
2.	3/24-4/8/15	33
	1/6-1/23/14	33
	12/2-12/18/06	33
5.	{6x}, MR: 3/27-4/10/15	32

3-GAME STRETCH

1.	2/25-3/1/01	15
	11/7-11/12/02	15
	1/10-1/13/03	15
	1/11-1/15/03	15
	3/3-3/7/09	15
	3/25-3/28/10	15
7.	{12x}, MR: 4/6-4/9/16	14

6-GAME STRETCH

1.	1/11-1/23/14	27
2.	3/19-3/31/15	26
	3/18-3/28/15	26
	2/6-2/17/15	26
	12/9-12/18/06	26
6.	{9x}, MR: 3/24-4/4/15	25

9-GAME STRETCH

1.	3/24-4/10/15	37
	3/19-4/6/15	37
	3/18-4/4/15	37
4.	3/27-4/11/15	36
	3/21-4/8/15	36
	10/25-11/12/02	36
7.	{5x}, MR: 3/13-3/31/15	35

4-GAME STRETCH

1.	3/19-3/27/15	19
2.	{12x} MR: 2/6-2/13/15	18

7-GAME STRETCH

1.	1/10-1/23/14	30
2.	3/19-4/2/15	29
	3/18-3/31/15	29
	1/11-1/25/14	29
	12/5-12/18/06	29
	12/2-12/16/06	29
7.	{10x}, MR: 3/27-4/8/15	28

10-GAME STRETCH

1.	3/19-4/8/15	42
2.	3/24-4/11/15	41
3.	3/21-4/10/15	40
	3/18-4/6/15	40
5.	3/15-4/4/15	39
6.	{9x}, MR: 3/13-4/215	38

BEST HOMESTAND/ROAD TRIPS

3-GAME HOMESTAND

1.	3/31-4/4/15 (3-0-0)	6
	2/7-13/09 (3-0-0)	6
	1/11-15/08 (3-0-0)	6
	1/19-27/07 (3-0-0)	6
	1/24-28/06 (3-0-0)	6
	10/11-16/03 (3-0-0)	6
7.	3x, 1/16-21/04 (2-0-0-1)	5

3-GAME ROAD TRIP

1.	3/18-3/21/15 (3-0-0)	6
	11/17-11/20/10 (3-0-0)	6
3.	9x, 11/3-11/6/15 (2-1-0)	4

3-GAME CALIFORNIA ROAD TRIP

1.	11/17-11/20/10 (3-0-0)	6
2.	11/3-11/6/15 (2-1-0)	4
	4/17-4/21/13 (2-1-0)	4
	1/8-1/11/04 (1-0-0-2)	4
5.	2/3-2/7/14 (1-1-1)	3

4-GAME HOMESTAND

1.	3/3-3/9/13 (4-0-0)	8
2.	10/20-10/27/13 (3-1-0)	6
	3/11-3/19/10 (3-1-0)	6
	11/07-11/16/09 (3-1-0)	6
	11/5-11/12/08 (3-1-0)	6
	1/25-1/2/5/03 (2-0-0-2)	6
	11/5-11/14/00 (3-1-0-0)	6

4-GAME ROAD TRIP

1.	1/26-2/5/16 (3-1-0)	6
	1/15-1/22/11 (2-0-2)	6
	1/8-1/13/03 (3-1-0-0)	6
4.	10/22-10/30/15 (2-2-0)	4
	1/3-1/9/15 (2-2-0)	4
	12/31-1/6/14 (2-2-0)	4
	11/29-12/6/11 (2-2-0)	4
	3/1-3/10/01 (2-2-0-0)	4

3-GAME WESTERN CANADA ROAD TRIP

1.	3/18-3/21/15 (3-0-0)	6
2.	2/2-2/5/16 (2-1-0)	4
	1/5-1/8/10 (2-1-0)	4
	2/1-2/6/06 (2-1-0)	4
	1/10-1/13/03 (2-1-0)	4

5-GAME HOMESTAND

1.	3/12-3/22/13 (3-0-2)	8
2.	12/18-12/31/14 (3-1-1)	7
	3/7-3/18/08 (3-1-1)	7
4.	2/9-2/19/16 (2-1-2)	6
	12/3-12/12/07 (2-1-2)	6
	10/21-10/28/05 (3-2-0)	6
	11/21-11/29/01 (2-1-1-1)	6

5-GAME ROAD TRIP

1.	11/17-11/25/13 (3-2-0)	6
	2/15-2/23/08 (3-2-0)	6
	1/17-1/24/08 (3-2-0)	6
	11/28-12/9/06 (3-2-0)	6
5.	2/14-2/22/15 (2-2-1)	5

6-GAME HOMESTAND

1.	2/4-3/2/10 (3-1-2)	8
2.	1/31-2/13/13 (2-3-1)	5
3.	2/6-2/18/07 (2-4-0)	4

6-GAME ROAD TRIP

1.	4/13-4/25/13 (5-1-0)	10
2.	12/29/08-1/9/09 (4-2-0)	8

SEASON OPENERS

OVERALL (6-7-1-1)

YEAR	DATE	OPPONENT	SCORE	YEAR	DATE	OPPONENT	SCORE
2000	10/7	vs. Chicago	L, 3-5	2009	10/3	vs. Minnesota	W, 2-1
2001	10/4	vs. St. Louis	T, 3-3	2010	10/8	vs. San Jose	L, 2-3
2002	10/10	vs. Chicago	W, 2-1	2011	10/7	vs. Nashville	L, 2-3
2003	10/9	at Atlanta	L, 1-2	2012	1/19	at Nashville	SOW, 3-2
2005	10/5	at Washington	L, 2-3	2013	10/4	vs. Calgary	L, 3-4
2006	10/6	vs. Vancouver	OTL, 2-3	2014	10/9	at Buffalo	W, 3-1
2007	10/5	vs. Anaheim	W, 4-0	2015	10/9	vs. NY Rangers	L, 2-4
2008	10/10	at Dallas	OTW, 5-4				

HOME (6-6-1-2)

YEAR	DATE	OPPONENT	SCORE	YEAR	DATE	OPPONENT	SCORE
2000	10/7	vs. Chicago	L, 3-5	2009	10/3	vs. Minnesota	W, 2-1
2001	10/4	vs. St. Louis	T, 3-3	2010	10/8	vs. San Jose	L, 2-3
2002	10/10	vs. Chicago	W, 2-1	2011	10/7	vs. Nashville	L, 2-3
2003	10/11	vs. NY Rangers	W, 5-0	2012	1/21	vs. Detroit	SOL, 3-4
2005	10/7	vs. Calgary	L, 1-3	2013	10/4	vs. Calgary	L, 3-4
2006	10/6	vs. Vancouver	OTL, 2-3	2014	10/11	vs. NY Rangers	W, 5-2
2007	10/5	vs. Anaheim	W, 4-0	2015	10/9	vs. NY Rangers	L, 2-4
2008	10/17	vs. Nashville	W, 5-3				

ROAD (8-6-1-0)

YEAR	DATE	OPPONENT	SCORE	YEAR	DATE	OPPONENT	SCORE
2000	10/12	at Calgary	W, 3-2	2009	10/5	at Vancouver	W, 5-3
2001	10/6	at Philadelphia	T, 3-3	2010	10/9	at San Jose	OTW, 3-2
2002	10/12	at New Jersey	L, 2-3	2011	10/8	at Minnesota	L, 2-4
2003	10/9	at Atlanta	L, 1-2	2012	1/19	at Nashville	SOW, 3-2
2005	10/5	at Washington	L, 2-3	2013	10/5	at NY Islanders	SOW, 3-2
2006	10/7	at Chicago	W, 5-4	2014	10/9	at Buffalo	W, 3-1
2007	10/6	at Minnesota	L, 2-3	2015	10/10	at NY Rangers	L, 2-5
2008	10/10	at Dallas	OTW, 5-4				

SEASON FINALES

OVERALL (8-6-0-1)

YEAR	DATE	OPPONENT	SCORE	YEAR	DATE	OPPONENT	SCORE
2001	4/8	vs. Chicago	OTW, 4-3	2010	4/9	vs. Detroit	SOL, 0-1
2002	4/14	at Chicago	L, 0-2	2011	4/9	vs. Buffalo	L, 4-5
2003	4/6	at Minnesota	L, 3-4	2012	4/7	vs. NY Islanders	W, 7-3
2004	4/3	at Detroit	W, 4-1	2013	4/27	vs. Nashville	W, 3-1
2006	4/18	vs. Dallas	OTW, 5-4	2014	4/12	at Florida	W, 3-2
2007	4/7	vs. Anaheim	L, 3-4	2015	4/11	at NY Islanders	SOW, 5-4
2008	4/6	vs. St. Louis	L, 1-4	2016	4/9	vs. Chicago	OTW, 5-4
2009	4/11	vs. Minnesota	L, 3-6				

HOME (8-5-1-1)

YEAR	DATE	OPPONENT	SCORE	YEAR	DATE	OPPONENT	SCORE
2001	4/8	vs. Chicago	OTW, 4-3	2010	4/9	vs. Detroit	SOL, 0-1
2002	4/12	vs. Atlanta	OTW, 5-4	2011	4/9	vs. Buffalo	L, 4-5
2003	4/4	vs. Detroit	T, 5-5	2012	4/7	vs. NY Islanders	W, 7-3
2004	4/2	vs. Colorado	L, 2-4	2013	4/27	vs. Nashville	W, 3-1
2006	4/18	vs. Dallas	OTW, 5-4	2014	4/8	vs. Phoenix	OTW, 4-3
2007	4/7	vs. Anaheim	L, 3-4	2015	4/10	vs. Buffalo	W, 4-2
2008	4/6	vs. St. Louis	L, 1-4	2016	4/9	vs. Chicago	OTW, 5-4
2009	4/11	vs. Minnesota	L, 3-6				

ROAD (6-9-0-0)

YEAR	DATE	OPPONENT	SCORE	YEAR	DATE	OPPONENT	SCORE
2001	4/6	at Minnesota	L, 2-3	2010	4/7	at Detroit	L, 3-4
2002	4/14	at Chicago	L, 0-2	2011	4/8	at Nashville	L, 1-4
2003	4/6	at Minnesota	L, 3-4	2012	4/5	at Colorado	W, 5-2
2004	4/3	at Detroit	W, 4-1	2013	4/25	at Dallas	W, 3-1
2006	4/16	at Chicago	L, 3-4	2014	4/12	at Florida	W, 3-2
2007	4/3	at Detroit	L, 0-3	2015	4/11	at NY Islanders	SOW, 5-4
2008	4/5	at St. Louis	L, 0-3	2016	4/8	at Buffalo	W, 4-1
2009	4/10	at St. Louis	L, 1-3				

TEAM RECORDS

HOLIDAY GAMES

COLUMBUS DAY (2-4-1-0)

YEAR	DATE	OPPONENT	SCORE
2000	10/9	vs. Los Angeles	L, 1-7
2001	10/8	vs. Philadelphia	T, 2-2
2002	10/14	vs. Phoenix	L, 2-4
2003	10/13	vs. Vancouver	W, 3-2
2006	10/9	vs. Phoenix	W, 5-1
2011	10/10	vs. Vancouver	L, 2-3
2015	10/12	at Buffalo	L, 2-4

HALLOWEEN (2-2-0-0)

YEAR	DATE	OPPONENT	SCORE
2000	10/31	vs. Los Angeles	W, 4-1
2007	10/31	at Los Angeles	W, 4-1
2014	10/31	vs. Toronto	L, 1-4
2015	10/31	vs. Winnipeg	L, 2-3

THANKSGIVING (0-1-0-0)

YEAR	DATE	OPPONENT	SCORE
2009	11/26	at Ottawa	L, 1-2

BLACK FRIDAY (5-6-1-0)

YEAR	DATE	OPPONENT	SCORE
2000	11/24	at Dallas	L, 0-3
2001	11/23	vs. Chicago	T, 2-2
2002	11/29	at NY Islanders	W, 4-2
2005	11/25	vs. Colorado	L, 0-5
2006	11/24	at Philadelphia	L, 2-3
2007	11/23	at Minnesota	W, 4-0
2008	11/28	at Detroit	L, 3-5
2010	11/26	vs. Detroit	L, 1-2
2011	11/25	vs. Buffalo	W, 5-1
2013	11/29	vs. Edmonton	W, 4-2
2014	11/28	vs. Vancouver	L, 0-5
2015	11/27	vs. Pittsburgh	OTW, 2-1

BOXING DAY (4-6-0-0)

YEAR	DATE	OPPONENT	SCORE
2000	12/26	at St. Louis	L, 0-5
2002	12/26	at Detroit	L, 2-4
2003	12/26	at Chicago	W, 4-1
2005	12/26	vs. Chicago	OTW, 4-3
2006	12/26	vs. Boston	OTW, 5-4
2007	12/26	vs. Atlanta	W, 2-0
2009	12/26	at Detroit	L, 1-2
2010	12/26	at Chicago	L, 1-4
2011	12/26	at Chicago	L, 1-4
2015	12/26	at Tampa Bay	L, 2-5

NEW YEAR'S EVE (7-5-0-1)

YEAR	DATE	OPPONENT	SCORE
2000	12/31	vs. New Jersey	L, 3-6
2001	12/31	vs. Anaheim	W, 3-1
2002	12/31	vs. Pittsburgh	W, 5-2
2003	12/31	vs. San Jose	L, 0-1
2005	12/31	at Detroit	L, 2-5
2006	12/31	vs. Chicago	W, 3-1
2007	12/31	vs. Edmonton	W, 4-2
2008	12/31	at Anaheim	W, 2-0
2009	12/31	vs. Nashville	OTL, 1-2
2010	12/31	vs. Ottawa	OTW, 4-3
2011	12/31	vs. Washington	L, 2-4
2013	12/31	at Colorado	L, 3-5
2014	12/31	vs. Minnesota	W, 3-1

MARTIN LUTHER KING DAY (5-1-0-1)

YEAR	DATE	OPPONENT	SCORE
2001	1/15	vs. Minnesota	W, 3-0
2002	1/21	vs. Dallas	L, 3-5
2003	1/20	vs. Chicago	W, 5-1
2006	1/16	vs. NY Rangers	W, 4-3
2010	1/18	vs. St. Louis	W, 4-2
2013	1/21	vs. Detroit	SOL, 3-4
2015	1/19	at Minnesota	W, 3-1

GROUNDHOG DAY (2-4-1-0)

YEAR	DATE	OPPONENT	SCORE
2004	2/2	at Phoenix	T, 3-3
2006	2/2	at Edmonton	SOW, 2-1
2007	2/2	at Calgary	L, 2-6
2008	2/2	vs. Minnesota	L, 1-4
2010	2/2	at Colorado	L, 1-5
2013	2/2	vs. Detroit	W, 4-2
2016	2/2	at Edmonton	L, 1-5
2015	2/14	at NY Islanders	L, 3-6

VALENTINE'S DAY (2-3-1-2)

YEAR	DATE	OPPONENT	SCORE
2001	2/14	at Toronto	T, 2-2
2004	2/14	vs. San Jose	OTL, 1-2
2007	2/14	vs. St. Louis	L, 2-4
2009	2/14	at Carolina	W, 5-1
2010	2/14	vs. Chicago	SOL, 4-5
2012	2/14	vs. St. Louis	W, 2-1
2015	2/14	at NY Islanders	L, 3-6

PRESIDENTS DAY (1-1-0-1)

YEAR	DATE	OPPONENT	SCORE
2004	2/16	vs. Nashville	W, 4-2
2009	2/16	vs. Dallas	SOL, 2-3
2013	2/18	at Anaheim	L, 2-3

ST. PATRICK'S DAY (0-6-1-0)

YEAR	DATE	OPPONENT	SCORE
2001	3/17	vs. NY Islanders	T, 3-3
2003	3/17	at Atlanta	L, 2-3
2006	3/17	vs. Vancouver	L, 2-3
2007	3/17	at Los Angeles	L, 3-5
2011	3/17	vs. Detroit	L, 0-2
2012	3/17	at Vancouver	L, 3-4
2016	3/17	vs. Detroit	L, 1-3

APRIL FOOLS' DAY (2-4-0-2)

YEAR	DATE	OPPONENT	SCORE
2001	4/1	vs. St. Louis	W, 2-1
2002	4/1	at Dallas	L, 1-3
2003	4/1	at Philadelphia	L, 0-4
2006	4/1	vs. Chicago	W, 5-2
2007	4/1	vs. Detroit	L, 1-4
2010	4/1	at Detroit	L, 2-3
2011	4/1	vs. Chicago	SOL, 3-4
2014	4/1	vs. Colorado	OTL, 2-3

SINGLE GAME GOALS

MOST GOALS SCORED

Overall	8	11/10/10 vs. St. Louis (8-1 W) 3/25/10 vs. Chicago (8-3 W) 3/7/09 at Detroit (8-2 W)
Home	8	11/10/10 vs. St. Louis (8-1 W) 3/25/10 vs. Chicago (8-3 W)
Road	8	3/7/09 at Detroit (8-2 W)

MOST GOALS AGAINST

Overall	10	3/30/02 at San Jose (2-10 L)
Home	9	11/11/09 vs Detroit (1-9 L)
Road	10	3/30/02 at San Jose (2-10 L)

MOST GOALS BOTH TEAMS

Overall	13	1/13/03 at Edmonton (5-8 L) 3/9/01 at Florida (7-6 W)
Home	11	7x, most recent, 11/8/14 vs. Tampa Bay (4-7 L)
Road	13	1/13/03 at Edmonton (5-8 L) 3/9/01 at Florida (7-6 W)

SHOTS

MOST SHOTS

Overall	54	4/3/12 at Phoenix (0-2 L)
Home	53	10/28/05 vs. Minnesota (2-1 SOW) 49 shots in regulation 53 3/22/16 vs. Philadelphia (3-2 SOW) 45 shots in regulation
Road	54	4/3/12 at Phoenix (0-2 L)

MOST SHOTS AGAINST

Overall	55	12/4/14 at Florida (4-3 SOW)
Home	50	2/14/04 vs. San Jose (1-2 OTL)
Road	55	12/4/14 at Florida (4-3 SOW)

PENALTIES

MOST PENALTY MINUTES

Overall	70	2/21/03 at San Jose (0-6 L), 16 pen.
Home	68	1/11/06 vs. Pittsburgh (6-1 W), 21 pen.
Road	70	2/21/03 at San Jose (0-6 L), 16 pen.

MOST PENALTY MINUTES AGAINST

Overall	86	11/9/02 vs. NY Rangers (6-3 W), 17 pen.
Home	86	11/9/02 vs. NY Rangers (6-3 W), 17 pen.
Road	48	4/14/02 at Chicago (0-2 L), 8 pen.

MOST PENALTY MINUTES, BOTH TEAMS

Overall	152	1/11/06 vs. Pittsburgh (6-1 W), CBJ-68, PIT-84 11/9/02 vs. NY Rangers (6-3 W), CBJ-66, NYR-86
Home	152	1/11/06 vs. Pittsburgh (6-1 W), CBJ-68, PIT-84 11/9/02 vs. NY Rangers (6-3 W), CBJ-66, NYR-86
Road	108	2/21/03 at San Jose (0-6 L), CBJ-70, SJS-38

LARGEST MARGIN OF VICTORY

Overall	7	11/10/10 vs. St. Louis (8-1 W)
Home	7	11/10/10 vs. St. Louis (8-1 W)
Road	6	3/7/09 at Detroit (8-2 W) 11/25/13 at Toronto (6-0 W)

LARGEST MARGIN OF DEFEAT

Overall	8	11/11/09 vs Detroit (1-9 L) 3/30/02 at San Jose (2-10 L) 2/4/02 vs. Boston (0-8 L)
Home	8	11/11/09 vs Detroit (1-9 L) 2/4/02 vs. Boston (0-8 L)
Road	8	3/30/02 at San Jose (2-10 L)

MOST SHOTS, BOTH TEAMS

Overall	89	4/11/15 at NY Islanders (5-4 SOW), CBJ-37, NYI-52
Home	86	3/22/16 vs. Philadelphia (3-2 SOW), CBJ-53, PHI-33
Road	89	4/11/15 at NY Islanders (5-4 SOW), CBJ-37, NYI-52

FEWEST SHOTS

Overall	10	4/1/03 at Philadelphia (0-4 L)
Home	12	3/22/08 vs. Detroit (1-4 L)
Road	10	4/1/03 at Philadelphia (0-4 L)

MOST PENALTIES

Overall	21	1/11/06 vs. Pittsburgh (6-1 W), 68 PIM
Home	21	1/11/06 vs. Pittsburgh (6-1 W), 68 PIM
Road	16	2/21/03 at San Jose (0-6 L), 70 PIM

MOST PENALTIES AGAINST

Overall	21	1/11/06 vs. Pittsburgh (6-1 W), 84 PIM
Home	21	1/11/06 vs. Pittsburgh (6-1 W), 68 PIM
Road	15	10/21/06 at Pittsburgh (3-5 L), 41 PIM 2/23/03 at Vancouver (2-7), 47 PIM

MOST PENALTIES, BOTH TEAMS

Overall	42	1/11/06 vs. Pittsburgh (6-1 W), CBJ-21, PIT-21
Home	42	1/11/06 vs. Pittsburgh (6-1 W), CBJ-21, PIT-21
Road	33	2/6/06 at Vancouver (4-7 L), CBJ-19, VAN-14

MOST CONSECUTIVE GOALS

Overall	6	3/19/15 at Vancouver (6-2 W) 11/25/13 at Toronto (6-0 W)
Home	5	6x, most recent, 4/8/15 vs. Toronto (5-0 W)
Road	6	3/19/15 at Vancouver (6-2 W) 11/25/13 at Toronto (6-0 W)

MOST CONSECUTIVE GOALS AGAINST

Overall	8	11/5/11 at Philadelphia (2-9 L) 2/4/02 vs. Boston (0-8 L)
Home	8	2/4/02 vs. Boston (0-8 L)
Road	8	11/5/11 at Philadelphia (2-9 L)

FEWEST SHOTS AGAINST

Overall	13	2/21/09 vs. Anaheim (2-5 L)
Home	13	2/21/09 vs. Anaheim (2-5 L)
Road	14	1/19/08 at Dallas (1-3 L)

FEWEST SHOTS, BOTH TEAMS

Overall	32	12/12/07 vs. Colorado (4-1 W), CBJ-16, COL-16
Home	32	12/12/07 vs. Colorado (4-1 W), CBJ-16, COL-16
Road	35	2/15/13 at Los Angeles (1-2 L), CBJ-13, LA-22

FEWEST PENALTY MINUTES

Overall	0 (2x)	11/20/13 at Calgary (2-1 OTW) - most recent
Home	0	3/27/10 vs. NY Islanders (3-4 OTL), 0 pen.
Road	0	11/20/13 at Calgary (2-1 OTW), 0 pen.

FEWEST PENALTY MINUTES AGAINST

Overall	0 (4x)	12/12/15 (3-2 OTL), 0 pen. - most recent
Home	0 (2x)	12/12/15 (3-2 OTL), 0 pen. - most recent
Road	0 (2x)	3/15/14 at Minnesota (2-1 SOW), 0 pen. - most recent

FEWEST PENALTY MINUTES, BOTH TEAMS

Overall	2	3/15/14 at Minnesota (2-1 SOW), CBJ-2, MIN-0
Home	4	1/13/12 vs. Phoenix (4-3 W), CBJ-2, PHX-2
Road	2	3/15/14 at Minnesota (2-1 SOW), CBJ-2, MIN-0

TEAM RECORDS

SINGLE GAME (CONT.) SPECIAL TEAMS

MOST POWER PLAY GOALS

Overall	5	12/10/06 vs. Ottawa (6-2 W), 11 att.
Home	5	12/10/06 vs. Ottawa (6-2 W), 11 att.
Road	4	12/22/11 at Nashville (5-6 L), 6 att.

MOST POWER PLAY ATTEMPTS

Overall	13	1/24/04 vs. Chicago (4-3 W), 2 PPG 12/19/03 vs. Calgary (1-2 L), 0 PPG
Home	13	1/24/04 vs. Chicago (4-3 W), 2 PPG 12/19/03 vs. Calgary (1-2 L), 0 PPG
Road	11	10/21/06 at Pittsburgh (3-5 L), 2 PPG

MOST POWER PLAY GOALS AGAINST

Overall	5	1/6/07 at San Jose (2-5 L), 9 att. 2/6/06 at Vancouver (2-5 L), 11 att. 11/13/03 at Ottawa (3-6 L), 12 att.
Home	4	10/23/01 vs. Los Angeles (1-7 L), 4 att.
Road	5	1/6/07 at San Jose (2-5 L), 9 att. 2/6/06 at Vancouver (4-7 L), 11 att. 11/13/03 at Ottawa (3-6 L), 12 att.

MOST POWER PLAY ATTEMPTS AGAINST

Overall	12	10/26/05 vs. Nashville (3-2 OTW), 2 PPG 11/13/03 at Ottawa (2-5 L), 5 PPG
Home	12	10/26/05 vs. Nashville (3-2 OTW), 2 PPG
Road	12	11/13/03 at Ottawa (2-5 L), 5 PPG

COMEBACK WINS/LOSSES

LARGEST DEFICIT OVERCOME IN A WIN

3	3x, most recent - 4/9/16 vs. Chicago (5-4 OTW)
---	---

LARGEST DEFICIT OVERCOME IN A TIE

3	2x, most recent - 3/1/03 vs. Edmonton (3-3)
---	--

HIGHEST POWER PLAY EFFICIENCY (MULTIPLE ATTEMPTS)

Overall	2-of-2	1/17/12 vs. Edmonton (4-2 W) 3/14/04 at Minnesota (2-3 L) 10/6/01 at Philadelphia (3-3 T)
Home	2-of-2	1/17/12 vs. Edmonton (4-2 W)
Road	2-of-2	3/14/04 at Minnesota (2-3 L) 10/6/01 at Philadelphia (3-3 T)

LOWEST POWER PLAY EFFICIENCY

Overall	0-of-13	12/19/03 vs. Calgary (1-2 L)
Home	0-of-13	12/19/03 vs. Calgary (1-2 L)
Road	0-of-9	12/23/06 at NY Islanders (0-4 L) 10/5/05 at Washington (2-3 L)

HIGHEST PENALTY KILLING EFFICIENCY

Overall	9-of-9	3/12/11 at Carolina (3-2 W) 11/23/07 at Minnesota (4-0 W) 10/9/06 vs. Phoenix (5-1 W) 10/12/02 at New Jersey (2-3 L)
Home	9-of-9	10/9/06 vs. Phoenix (5-1 W)
Road	9-of-9	3/12/11 at Carolina (3-2 W) 11/23/07 at Minnesota (4-0 W) 10/12/02 at New Jersey (2-3 L)

LARGEST DEFICIT OVERCOME IN AN OT/SO LOSS

3	4x, most recent - 1/9/16 vs. Carolina (4-3 OTL)
---	--

LOWEST PENALTY KILLING EFFICIENCY

Overall	0-of-4	10/23/01 vs. Los Angeles (1-7 L)
Home	0-of-4	10/23/01 vs. Los Angeles (1-7 L)
Road	0-of-3	12/31/13 at Colorado (3-5 L) 12/9/10 at St. Louis (1-4 L) 3/30/02 at San Jose (2-10 L)

MOST SHORTHANDED GOALS SCORED

Overall	2	2/24/07 at NY Rangers (3-2 W) 3/22/11 at Colorado (4-5 SOL)
Home	1	40x, most recent - 3/22/16 vs. Philadelphia (3-2 SOW)
Road	2	2/24/07 at NY Rangers (3-2 W) 3/22/11 at Colorado (4-5 SOL)

MOST SHORTHANDED GOALS AGAINST

Overall	2	11x, most recent - 3/13/16 vs. Tampa Bay (0-4 L)
Home	2	7x, most recent - 3/13/16 vs. Tampa Bay (0-4 L)
Road	2	4x, most recent - 10/17/13 at Montreal (3-5 L)

LARGEST LEAD LOST IN A LOSS

3	4x, most recent - 12/19/13 at Philadelphia (4-5)
---	--

LARGEST LEAD LOST IN AN OT/SO LOSS

3	3/9/11 vs. St. Louis (3-4 OTL)
---	--------------------------------

SINGLE PERIOD GOALS

MOST GOALS SCORED

Overall	5	3/15/03 vs. Minnesota in 1st per. (5-0 W)
Home	5	3/15/03 vs. Minnesota in 1st per. (5-0 W)
Road	4	13x, most recent - 3/27/15 at Chicago in 1st per. (5-2 W)

MOST GOALS AGAINST

Overall	6	12/17/05 at Nashville in 2nd per. (3-7 L)
Home	5	3/25/12 vs. Edmonton in 2nd per. (3-6 L) 12/16/06 vs. Chicago in 1st per. (4-6 L) 10/23/01 vs. Los Angeles in 1st per. (1-7 L)
Road	6	12/17/05 at Nashville in 2nd per. (3-7 L)

MOST GOALS, BOTH TEAMS

Overall	7	3/29/13 at Calgary in 2nd per. (6-4 W); CBJ, 4-3 12/17/05 at Nashville in 2nd per. (3-7 L); NSH, 6-1 1/13/03 at Edmonton in 2nd per. (5-8 L); EDM, 4-3 12/14/02 at Detroit in 1st per. (4-6 L); DET, 4-3
Home	6	12/28/06 vs. Detroit in 3rd per. (4-7 L); DET, 4-2 12/16/06 vs. Chicago in 1st per. (4-6 L); CHI, 5-1 12/23/05 vs. Nashville in 1st per. (4-5 L); NSH, 4-2 11/29/03 vs. Washington in 2nd per. (3-5 L); WSH, 4-2 11/9/02 vs. NY Rangers in 2nd per. (6-3 W); Tied 3-3 4/10/02 vs. San Jose in 2nd per. (3-5 L); SJ, 4-2
Road	7	3/29/13 at Calgary in 2nd per. (6-4 W); CBJ, 4-3 12/17/05 at Nashville in 2nd per. (3-7 L); NSH, 6-1 1/13/03 at Edmonton in 2nd per. (5-8 L); EDM, 4-3 12/14/02 at Detroit in 1st per. (4-6 L); DET, 4-3

FASTEST GOAL START OF GAME

Overall	:10	2x, most recent - Cam Atkinson 3/28/13 at Edmonton (4-6 L)
Home	:10	Rick Nash - 1/11/06 vs. Pittsburgh (6-1 W)
Road	:10	Cam Atkinson - 3/28/13 at Edmonton (4-6 L)

FASTEST GOAL AGAINST START OF GAME

Overall	:08	2x, most recent - Antti Laaksonen 2/10/06 vs. Colorado (1-4 L)
Home	:08	2x, most recent - Antti Laaksonen 2/10/06 vs. Colorado (1-4 L)
Road	:21	Chris Stewart 12/19/09 at Colorado (2-5 L)

FASTEST GOAL START OF PERIOD

Overall	:10	2x, most recent - Cam Atkinson 2/28/13 at Edmonton, 1st per. (4-6 L)
Home	:10	Rick Nash - 1/11/06 vs. Pittsburgh, 1st per. (6-1 W)
Road	:10	Cam Atkinson - 2/28/13 at Edmonton, 1st per. (4-6 L)

FASTEST GOAL AGAINST START OF PERIOD

Overall	:08	2x, most recent - Antti Laaksonen 2/10/06 vs. Colorado, 1st per. (1-4 L)
Home	:08	2x, most recent - Antti Laaksonen 2/10/06 vs. Colorado, 1st per. (1-4 L)
Road	:11	J.P. Dumont - 11/18/06 at Nashville, 2nd per. (2-4 L) Peter Schaefer - 1/6/01 at Vancouver, 3rd per. (3-4 L)

FASTEST GOAL START OF OVERTIME

Overall	:28	Jaroslav Spacek - 2/13/03 at Montreal (2-1 OTW)
Home	:29	Jaroslav Spacek - 4/12/02 vs. Atlanta (5-4 OTW)
Road	:28	Jaroslav Spacek - 2/13/03 at Montreal (2-1 OTW)

FASTEST GOAL AGAINST START OF OVERTIME

Overall	:22	2x, most recent - David Backes 12/14/13 vs. St. Louis (3-4 OTL)
Home	:22	David Backes - 12/14/13 vs. St. Louis (3-4 OTL)
Road	:22	Derek Stepan - 2/19/12 at NY Rangers (2-3 OTL)

FASTEST 2 GOALS - CBJ PLAYER

:51	Nick Foligno (13:05 & 13:56 of 2nd per.), 3/22/13 vs. Calgary (5-1 W)
-----	--

FASTEST 3 GOALS - CBJ PLAYER

3:18	Jeff Carter (12:56, 14:35 & 16:14 of 1st per.), 12/22/11 at Nashville (5-6 L)
------	--

FASTEST 2 GOALS - CBJ TEAM

:08	Vinny Prospal & Mark Letestu (5:37 & 5:45 of 2nd per.), 2/11/13 vs. San Jose (6-2 W) Nikita Filatov & Jakub Voracek (14:18 & 14:26 of 1st per.), 10/17/08 vs. Nashville (5-3 W)
-----	--

FASTEST 3 GOALS - CBJ TEAM

1:15	Nick Foligno, Nick Foligno & Artem Anisimov (13:05, 13:56 & 14:20 of 2nd per.), 3/22/13 vs. Calgary (5-1 W)
------	---

FASTEST 2 GOALS - OPPOSING PLAYER

:19	Ryan Smyth (2:33 & 2:52 of 1st per.), 11/27/02 at Edmonton (1-3 L)
-----	---

FASTEST 3 GOALS - OPPOSING PLAYER

10:17	Joe Sakic (6:04, 11:24 & 16:21 of 1st per.), 3/13/03 vs. Colorado (1-5 L)
-------	--

FASTEST 2 GOALS - OPPOSING TEAM

:05	Tomas Holmstrom & Pavel Datsyuk (10:44 & 10:49 of 2nd per.), 11/24/07 vs. Detroit (3-2 SOW)
-----	---

FASTEST 3 GOALS - OPPOSING TEAM

1:16	Tomas Holmstrom, Tomas Holmstrom & Dan Cleary (8:05, 8:45 & 9:21 of 3rd per.), 4/7/10 at Detroit (3-4 L)
------	--

FASTEST 2 GOALS - BOTH TEAMS

:02	Nick Foligno-CBJ & Mikael Granlund- MIN (19:44 & 19:46 of 3rd per.), 1/5/16 vs. Minnesota (2-4 L)
-----	---

FASTEST 3 GOALS - BOTH TEAMS

:37	Ray Whitney-CBJ, Jaroslav Spacek-CBJ & Brendan Morrison - VAN (4:51, 5:15 & 5:28 of 2nd per.), 3/6/03 vs. Vancouver (5-4 W)
-----	--

FASTEST 4 GOALS - BOTH TEAMS

2:04	R.J. Umberger-CBJ, Kristian Huselius-CBJ, Rick Rypien-VAN & Alexandre Burrows-VAN (6:07, 7:08, 7:47 & 8:11 of 1st per.), 1/5/10 at Vancouver (3-7 L)
------	--

TEAM RECORDS

SINGLE PERIOD (CONT.) PENALTY MINUTES

MOST PENALTY MINUTES

Overall	52	3/26/09 vs. Calgary in 2nd per. (5-0 W); 11 pen.
Home	52	3/26/09 vs. Calgary in 2nd per. (5-0 W); 11 pen.
Road	45	2/21/03 at San Jose in 3rd per. (0-6 L); 9 pen.

MOST PENALTY MINUTES AGAINST

Overall	74	11/9/02 vs. NY Rangers in 3rd per. (6-3 W); 14 pen.
Home	74	11/9/02 vs. NY Rangers in 3rd per. (6-3 W); 14 pen.
Road	44	4/14/02 at Chicago in 2nd per. (0-2 L); 6 pen.

SHOTS

MOST SHOTS

Overall	25	4/27/13 vs. Nashville in 3rd per. (3-1 W)
Home	25	4/27/13 vs. Nashville in 3rd per. (3-1 W)
Road	23	12/16/10 at Edmonton in 1st per. (3-6 L)

MOST SHOTS AGAINST

Overall	27	3/26/16 at Nashville in 1st per. (1-5 L)
Home	23	11/1/02 vs. Dallas in 1st per. (4-2 W)
Road	27	3/26/16 at Nashville in 1st per. (1-5 L)

MOST SHOTS, BOTH TEAMS

Overall	37	3/26/16 at Nashville in 1st per. (1-5 L); CBJ-10, NSH-27
Home	35	11/21/01 vs. Detroit in 1st per. (0-1 OTL); CBJ-23, DET-12
Road	37	3/26/16 at Nashville in 1st per. (1-5 L); CBJ-10, NSH-27

MOST PENALTY MINUTES, BOTH TEAMS

Overall	122	11/9/02 vs. NY Rangers in 3rd per. (6-3 W); CBJ-48, NYR-74
Home	122	11/9/02 vs. NY Rangers in 3rd per. (6-3 W); CBJ-48, NYR-74
Road	88	4/14/02 at Chicago in 2nd per. (0-2 L); CBJ-44, CHI-44

MOST PENALTIES

Overall	13	2/6/06 at Vancouver in 3rd per. (7-4 L); 40 PIM
Home	11	3/26/09 vs. Calgary in 2nd per. (5-0 W); 52 PIM
Road	13	2/6/06 at Vancouver in 3rd per. (7-4 L); 40 PIM

FEWEST SHOTS

Overall	0	11/5/15 at Los Angeles in 2nd per. (3-2 W)
Home	1	3/31/13 vs. Anaheim in 3rd per. (2-1 W) 10/12/11 vs. Colorado in 3rd per. (3-2 L) 12/12/07 vs. Colorado in 2nd per. (4-1 W) 11/25/01 vs. Calgary in 3rd per. (4-3 W)
Road	0	11/5/15 at Los Angeles in 2nd per. (3-2 W)

FEWEST SHOTS AGAINST

Overall	0	3/18/14 vs. Carolina, in 3rd per. (1-3 L) 10/21/07 vs. Vancouver in 2nd per. (1-4 L) 12/27/03 vs. Dallas in 3rd per. (3-4 L)
Home	0	3/18/14 vs. Carolina, in 3rd per. (1-3 L) 10/21/07 vs. Vancouver in 2nd per. (1-4 L) 12/27/03 vs. Dallas in 3rd per. (3-4 L)
Road	1	2/22/15 at NY Rangers in 3rd per. (3-4 SOL) 2/2/08 at Minnesota in 3rd per. (1-4 L)

MOST PENALTIES AGAINST

Overall	14	11/9/02 vs. NY Rangers in 3rd per. (6-3 W); 74 PIM
Home	14	11/9/02 vs. NY Rangers in 3rd per. (6-3 W); 74 PIM
Road	10	2/6/06 at Vancouver in 3rd per. (4-7 L); 26 PIM

MOST PENALTIES, BOTH TEAMS

Overall	24	3/26/09 vs. Calgary in 2nd per. (5-0 W); CBJ-11, CGY-13
Home	24	3/26/09 vs. Calgary in 2nd per. (5-0 W); CBJ-11, CGY-13
Road	23	2/6/06 at Vancouver in 3rd per. (4-7 L); CBJ-13, VAN-10

FEWEST SHOTS, BOTH TEAMS

Overall	4	12/27/03 vs. Dallas in 3rd per. (3-4 L); CBJ, 4-0
Home	4	12/27/03 vs. Dallas in 3rd per. (3-4 L); CBJ, 4-0
Road	5	12/6/08 at Los Angeles in 1st per. (0-3 L); LA, 3-2

MOST SHOTS IN OVERTIME

8	3/22/16 vs. Philadelphia (3-2 SOW)
---	------------------------------------

MOST SHOTS AGAINST IN OVERTIME

11	1/11/04 at Anaheim (2-2 T)
----	----------------------------

MOST SHOTS IN OVERTIME, BOTH TEAMS

15	1/20/06 vs. St. Louis (4-3 SOW); CBJ-5, STL-10
----	--

SINGLE GAME

MOST GOALS

- 4 Geoff Sanderson – 3/29/03
at Calgary (6-4 W)

MOST GOALS - DEFENSEMAN

- 3 Bryan Berard – 1/8/06
at Phoenix (5-2 W)
Deron Quint – 3/9/01
at Florida (7-6 W)

MOST GOALS - ROOKIE

- 3 Cam Atkinson – 4/5/12
at Colorado (5-2 W)
Matt Calvert – 2/25/11
vs. Phoenix (5-3 W)
Nikita Filatov – 1/10/09
vs. Minnesota (4-2 W)

MOST POWER PLAY GOALS

- 3 Bryan Berard – 1/8/06
at Phoenix (5-2 W)

MOST ASSISTS

- 5 Espen Knutsen – 3/24/01
vs. Calgary (6-4 W)

MOST ASSISTS - DEFENSEMAN

- 3 Jack Johnson – 3/1/14
vs. Florida (6-3 W)
James Wisniewski – 3/25/14
vs. Detroit (4-2 W)
Fedor Tyutin – 12/18/11
at St. Louis (4-6 L)
Grant Clitsome –
10/25/11 vs. Detroit (4-1 W)
Adam Foote – 1/11/08
vs. St. Louis (6-4 W)
Rostislav Klesla – 1/28/06
vs. Nashville (4-3 W)
Jaroslav Spacek –
3/10/03 at Carolina (6-5 L)
Derrick Walser – 1/11/03
at Calgary (7-2 W)

MOST ASSISTS - ROOKIE

- 3 William Karlsson – 2/25/16
vs. New Jersey (6-1 W)
Jakub Voracek – 1/10/09
vs. Minnesota (4-2 W)
Derrick Walser – 1/11/03
at Calgary (7-2 W)

MOST POINTS

- 5 David Vyborny – 2/28/04
vs. Colorado (5-4 W); 1g, 4a
Geoff Sanderson – 3/29/03
at Calgary (6-4 W); 4g, 1a
Andrew Cassels – 3/29/03
at Calgary (6-4 W); 1g, 4a
Espen Knutsen – 3/24/01
vs. Calgary (6-4 W); 5a

MOST POINTS - DEFENSEMAN

- 4 Deron Quint – 3/9/01
at Florida (7-6 W); 3g, 1a

MOST POINTS - ROOKIE

- 4 Nikolai Zherdev – 3/21/04
at Vancouver (5-4 W); 2g, 2a
4 Matt Calvert – 2/25/11
vs. Phoenix (5-3 W); 3g, 1a

MOST SHOTS

- 10 Brandon Dubinsky – 2/19/16
vs. Buffalo (0-4 L); 0g
Rick Nash – 1/17/08
at Phoenix (4-3 W); 2g
Rick Nash – 10/31/07
at Los Angeles (4-1 W); 1g
Jason Chimera – 4/7/07
at Anaheim (4-3 L); 1g
Sergei Fedorov – 11/25/06
vs. Minnesota (5-3 W); 2g
Fredrik Modin – 11/24/06
at Philadelphia (3-2 L); 0g
Rick Nash – 4/7/06
at Detroit (6-5 SOL); 3g
Ray Whitney – 11/12/02
at Colorado (5-4 L); 0g
Ray Whitney – 1/14/02
at NY Rangers (2-2 T); 1g

MOST SHOTS - DEFENSEMAN

- 8 Jaroslav Spacek – 2/28/04
vs. Colorado (5-4 W); 1g

MOST SHOTS - ROOKIE

- 9 Rick Nash – 3/22/03
vs. Atlanta (3-2 L); 1g

MOST PENALTY MINUTES

- 31 Duvie Westcott – 4/13/06
vs. St. Louis (4-1 W)

MOST PENALTY MINUTES - DEFENSEMAN

- 31 Duvie Westcott – 4/13/06
vs. St. Louis (4-1 W)

MOST PENALTY MINUTES - ROOKIE

- 25 Jody Shelley – 1/10/02
at Chicago (2-1 L)

HIGHEST PLUS/MINUS

- +5 Fedor Tyutin – 10/11/14
vs. NY Rangers (5-2 W)

HIGHEST PLUS/MINUS - DEFENSEMAN

- +5 Fedor Tyutin – 10/11/14
vs. NY Rangers (5-2 W)

HIGHEST PLUS/MINUS - ROOKIE

- +4 Dean Kukan – 4/6/16 at Toronto (5-1 W)
Dean Kukan – 4/2/16 at Carolina (5-1 W)
Dalton Prout – 3/29/13 at Calgary (6-4 W)

LOWEST PLUS/MINUS

- 5 Espen Knutsen – 2/23/03
at Vancouver (7-2 L)
Lyle Odelein – 2/4/02
vs. Boston (8-0 L)
Deron Quint – 2/4/02
vs. Boston (8-0 L)

MOST ICE TIME - FORWARD (REGULATION GAME)

- 27:19 Ray Whitney – 10/14/02
vs. Phoenix (3-2 L)

MOST ICE TIME - DEFENSEMAN (REGULATION GAME)

- 34:59 Jack Johnson – 2/2/13
vs. Detroit (4-2 W)

MOST ICE TIME - FORWARD (OVERTIME GAME)

- 27:43 David Vyborny – 12/8/05
vs. NY Islanders (4-3 SOW)

MOST ICE TIME - DEFENSEMAN (OVERTIME GAME)

- 33:18 Deron Quint – 11/21/01
vs. Detroit (1-0 OTL)

MOST FACE-OFFS WON

- 24 Jeff Carter – 10/7/11
vs. Nashville (2-3 L)

MOST SAVES BY A GOALTENDER

- 52 Sergei Bobrovsky –
12/4/14 at Florida (4-3 SOW); 55 shots



BRYAN BERARD



DUVIE WESTCOTT



FEDOR TYUTIN

PLAYER RECORDS

SINGLE PERIOD

MOST GOALS

- 3 Jeff Carter – 12/22/11
at Nashville, 1st per. (5-6 L)
Geoff Sanderson – 3/29/03
at Calgary, 2nd per. (6-4 W)
Deron Quint – 3/9/01
at Florida, 2nd per. (7-6 W)

MOST ASSISTS

- 3 Matt Calvert – 2/25/16
vs. New Jersey, 1st per. (6-1 W)
Alexander Svitov – 1/5/07
at Anaheim (4-3 W)
David Vyborny – 2/6/06
at Vancouver, 3rd per. (7-4 L)
Ray Whitney – 4/2/03
vs. Minnesota, 1st per. (3-0 W)
Andrew Cassels – 3/29/03
at Calgary, 2nd per. (6-4 W)
Jaroslav Spacek – 3/10/03
at Carolina, 3rd per. (6-5 L)

MOST POINTS

- 3 23x, most recent – Cam Atkinson
3/8/16 vs. Detroit, 3rd per. (5-3 W); 2g

MOST SHOTS

- 7 Cam Atkinson –
11/8/14 vs. Tampa Bay, 3rd per. (4-7 L); 0g
Ray Whitney –
11/12/02 at Colorado, 3rd per. (5-4 L); 0g

MOST PENALTY MINUTES

- 31 Duvie Westcott – 4/13/06
vs. St. Louis, 2nd per. (4-1 W)

MOST SAVES BY A GOALTENDER

- 25 Joonas Korpisalo – 3/26/16 at Nashville
1st per. (1-5 L); 27 shots



GEOFF SANDERSON

PLAYER MAKING CBJ DEBUT

MOST POINTS

- 2 Brian Gibbons, 11/1/14
at New Jersey, (0-2-2)
Marian Gaborik, 4/4/13
at Nashville (1-1-2)
Jeff Carter, 10/7/11
vs. Nashville (0-2-2)
Vinny Prospal, 10/7/11
vs. Nashville (1-1-2)
Tomas Kubalik*, 3/31/11
at Washington (0-2-2)
Grant Clitsome*, 3/2/10
vs. Vancouver (0-2-2)
Jakub Voracek*, 10/10/08
at Dallas (1-1-2)

MOST GOALS

- 1 19x, Brandon Saad, 10/9/15
vs. NY Rangers (1-0-1), most recent

MOST POWER PLAY GOALS

- 1 Brandon Saad, 10/9/15
vs. NY Rangers (1-0-1)
Nathan Horton, 1/2/14
at Phoenix (1-0-1)
Nick Foligno, 1/19/13
at Nashville (1-0-1)
Mark Letestu, 11/10/11
vs. Chicago (1-0-1)

SCORED GAME-WINNING GOAL

- 3x Nathan Horton, 1/2/14
at Phoenix (1-0-1)
Marian Gaborik, 4/4/13
at Nashville (1-1-2)
Craig MacDonald, 12/31/08
at Anaheim (1-0-1)

MOST ASSISTS

- 2 Brian Gibbons, 11/1/14
at New Jersey, (0-2-2)
Jeff Carter, 10/7/11
vs. Nashville (0-2-2)
Tomas Kubalik*, 3/31/11
at Washington (0-2-2)
Grant Clitsome*, 3/2/10
vs. Vancouver (0-2-2)

MOST SHOTS ON GOAL

- 6 Jeff Carter, 10/7/11 vs. Nashville
Scottie Upshall, 3/1/11 at Vancouver

MOST PENALTY MINUTES

- 17 Tom Sestito*, 4/6/08 vs. St. Louis

MOST ICE TIME - FORWARD (REGULATION GAME)

- 22:25 Sergei Fedorov, 11/16/05 vs. St. Louis

MOST ICE TIME - DEFENSEMAN (REGULATION GAME)

- 27:21 James Wisniewski, 10/25/11 vs. Detroit

MOST ICE TIME - FORWARD (OVERTIME GAME)

- 24:01 R.J. Umberger, 10/10/08 at Dallas

MOST ICE TIME - DEFENSEMAN (OVERTIME GAME)

- 27:21 Mike Commodore, 10/10/08 at Dallas

HIGHEST PLUS/MINUS RATING

- +2 Christian Backman, 10/10/08 at Dallas
Jakub Voracek*, 10/10/08 at Dallas
Jeremy Reich*, 1/21/04 vs. St. Louis

MOST SHOTS AGAINST - GOALTENDER

- 39 Marc Denis, 10/9/00
vs. Los Angeles (1-7 L)

MOST SAVES - GOALTENDER

- 37 Curtis McElhinney, 10/20/13
vs. Vancouver (3-1 W)

EARNED WIN - GOALTENDER

- 4x Curtis McElhinney, 10/20/13
vs. Vancouver (37 Saves, 3-1 W)
Sergei Bobrovsky, 1/19/13
at Nashville (32 Saves, W)
Steve Mason*, 11/5/08
vs. Edmonton (22 Saves, 5-4 W)
Brian Boucher, 3/3/07
at Phoenix (32 Saves, W)

* NHL Debut

CBJ PLAYER MAKING NHL DEBUT

MOST POINTS

- 2 Tomas Kubalik, 3/31/11
at Washington (0-2-2)
Grant Clitsome, 3/2/10
vs. Vancouver (0-2-2)
Jakub Voracek, 10/10/08
at Dallas (1-1-2)

MOST GOALS

- 1 Nikita Filatov, 10/17/08
vs. Nashville (1-0-1)
Jakub Voracek, 10/10/08
at Dallas (1-1-2)
Rick Nash, 10/10/02
vs. Chicago (1-0-1)
David Vyborny, 10/7/00
vs. Chicago (1-0-1)

MOST ASSISTS

- 2 Tomas Kubalik, 3/31/11
at Washington (0-2-2)
Grant Clitsome, 3/2/10
vs. Vancouver (0-2-2)

MOST SHOTS ON GOAL

- 5 Kris Russell, 10/5/07 vs. Anaheim

MOST PENALTY MINUTES

- 17 Tom Sestito, 4/6/08 vs. St. Louis

MOST ICE TIME - FORWARD

- 18:52 David Vyborny, 10/7/00 vs. Chicago

MOST ICE TIME - DEFENSEMAN

- 20:31 Petteri Nummelin, 10/7/00 vs. Chicago

HIGHEST PLUS/MINUS RATING

- +2 Jakub Voracek, 10/10/08 at Dallas
Jeremy Reich, 1/21/04 vs. St. Louis

MOST SHOTS AGAINST - GOALTENDER

- 31 Pascal Leclaire, 2/20/04
at Phoenix (2-3 L)

MOST SAVES - GOALTENDER

- 28 Pascal Leclaire, 2/20/04
at Phoenix (2-3 L)

EARNED WIN - GOALTENDER

- 1x Steve Mason, 11/5/08
vs. Edmonton (22 Saves, 5-4 W)

TEENAGERS TO MAKE NHL DEBUT WITH CBJ

PLAYER	DOB	FIRST NHL GAME	AGE DURING CBJ/ NHL DEBUT	G	A	PTS	+/-	PIM	SH	TOI
1. Dan Fritsche	7/13/85	10/9/03 at Atlanta	18 yrs., 88 days	0	0	0	1	2	1	5:53
2. Rick Nash	6/16/84	10/10/02 vs. Chicago	18 yrs., 116 days	1	0	1	1	0	2	11:20
3. Nikita Filatov	5/25/90	10/17/08 vs. Nashville	18 yrs., 145 days	1	0	1	0	0	1	9:10
4. Rostislav Klesla	3/21/82	10/7/00 vs. Chicago	18 yrs., 200 days	0	0	0	-1	2	3	15:59
5. Gilbert Brule	1/1/87	10/5/05 at Washington	18 yrs., 277 days	0	1	1	1	0	1	12:42
6. Nikolai Zherdev	11/5/84	12/2/03 vs. Anaheim	19 yrs., 27 days	0	0	0	0	0	1	10:59
7. Jakub Voracek	8/15/89	10/10/08 at Dallas	19 yrs., 56 days	1	1	2	2	0	1	9:09
8. Ryan Johansen	7/31/92	10/7/11 vs. Nashville	19 yrs., 68 days	0	0	0	0	0	0	8:46
9. Maksim Mayorov	3/26/89	1/3/09 at St. Louis	19 yrs., 283 days	0	0	0	0	0	0	3:38
10. Marko Dano	11/30/94	10/9/14 at Buffalo	19 yrs., 313 days	0	0	0	0	0	4	14:33
11. Sonny Milano	5/12/96	3/31/16 at NY Islanders	19 yrs., 324 days	0	0	0	0	0	1	13:26



DAN FRITSCHÉ

PLAYER RECORDS

STREAKS

CONSECUTIVE GAMES PLAYED

RANK	GAMES	PLAYER	DATE
1.	288	R.J. Umberger	10/10/08-1/10/02
2.	243	Jason Chimera	10/9/05-4/5/08
3.	241	Antoine Vermette	3/7/09-2/21/12
4.	202	Ryan Johansen	2/24/13-10/22/15
	194	David Vyborny	10/17/02-12/20/05
6.	173	Samuel Pahlsson	11/21/09-12/10/11
7.	161	Jan Hejda	10/25/07-10/13/09
8.	155	David Vyborny	12/26/05-12/1/07
9.	151	R.J. Umberger	1/23/12-3/18/14
10.	143	David Savard	2/1/14-12/15/15

CONSECUTIVE GAMES WITH A GOAL

RANK	GAMES	PLAYER	DATE
1.	7	Geoff Sanderson	11/5-11/17/02
2.	6	Rick Nash	12/30/2005-1/11/06
3.	5	Ryan Johansen	12/31/2014-1/9/15
	5	Rick Nash	11/12-11/22/08
	5	Nikolai Zherdev	12/1-12/10/07
	5	Rick Nash	11/14-11/23/07
	5	Rick Nash	10/17-10/25/07
	5	Rick Nash	11/26-12/6/03
	5	Ray Whitney	11/10-11/19/01
10.	4	Numerous Players	

CONSECUTIVE GAMES WITH A POINT

RANK	GAMES	PLAYER	DATE
1.	13	Ryan Johansen	12/18/14-1/17/15
2.	10	Ryan Johansen	10/9-10/31/14
	10	R.J. Umberger	11/10-12/1/10
4.	9	Ryan Johansen	3/15-4/2/15
	9	Ryan Johansen	11/29-12/16/13
	9	Rick Nash	1/8-2/1/11
	9	Rick Nash	12/30/2005-1/16/06
	9	Andrew Cassels	11/1-11/17/02
9.	8	Scott Hartnell	2/3-2/19/15
	8	Nick Foligno	12/27-1/14/15
	8	Derick Brassard	10/23-11/10/10
	8	Rick Nash	11/20-12/6/03
	8	Ray Whitney	12/31/2002-1/13/03
	8	Geoff Sanderson	11/3-11/17/02

CONSECUTIVE GAMES WITH AN ASSIST

RANK	GAMES	PLAYER	DATE
1.	8	R.J. Umberger	11/10-11/26/10
2.	6	Ryan Johansen	3/19-3/31/15
	6	Nick Foligno	10/9-10/23/14
	6	Sergei Fedorov	10/31-11/10/07
	6	Bryan Berard	10/26-11/4/05
	6	Ray Whitney	1/4-1/13/03
7.	5	Numerous Players	

CONSECUTIVE GAMES PENALIZED

8	Scott Lachance	10/10-10/27/02 (16 PIM)
---	----------------	-------------------------

MOST POINTS IN TWO CONSECUTIVE GAMES

7	David Vyborny	Feb. 27 at Chicago (1g, 1a), Feb. 28 vs. Colorado (1g, 4a)
---	---------------	---

MOST POINTS OVER THREE CONSECUTIVE GAMES

9	David Vyborny	Feb. 25 vs. Chicago (1g, 1a), Feb. 27 at Chicago (1g, 1a) Feb. 28 vs. Colorado (1g, 4a) - 2004
---	---------------	--

MOST CONSECUTIVE GAMES WITH EVEN OR PLUS RATING

27	Jody Shelley	10/14-12/19/02 (+4)
----	--------------	---------------------

MOST CONSECUTIVE GAMES WITH A SHOT ON GOAL

56	Rick Nash	10/24/09-3/2/10 (191 shots)
----	-----------	-----------------------------

CONSECUTIVE GAMES PLAYED - GOALTENDER

21	Marc Denis	11/27/02-1/10/03
----	------------	------------------

CONSECUTIVE GAMES STARTED - GOALTENDER

21	Marc Denis	11/27/02-1/10/03
----	------------	------------------

CONSECUTIVE WINS - GOALTENDER

9	Sergei Bobrovsky	11/29/13-1/23/14
---	------------------	------------------

CONSECUTIVE POINT STREAK - GOALTENDER

11	Sergei Bobrovsky	3/9-4/10/15 (10-0-1)
----	------------------	----------------------

LONGEST SHUTOUT STREAK

199:19	Steve Mason	12/23/08-1/2/09
--------	-------------	-----------------

MOST CONSECUTIVE GAMES WITH SV% ABOVE .900

10	Sergei Bobrovsky	3/3-3/22/13
	Steve Mason	12/11/08-1/2/09

MOST CONSECUTIVE GAMES WITH 30 OR MORE SAVES

5	Sergei Bobrovsky	12/11-12/20/14 (172 saves)
	Marc Denis	1/5-1/20/06 (174 saves)
	Marc Denis	11/9-11/17/02 (190 saves)

MOST CONSECUTIVE STARTS ALLOWING THREE GOALS OR LESS

15	Ron Tugnutt	10/27/00-3/8/01
----	-------------	-----------------

TOP 50 SCORING LEADERS

Rank	Pos	Player	GP	TOI/GP	G	A	P	+/-	PIM	PP	SH	GWG	OT	S	S%
1	L	Rick Nash	674	18:53	289	258	547	-71	568	83	14	44	6	2,278	12.7
2	R	David Vyborny	543	17:50	113	204	317	-48	228	36	7	17	4	920	12.3
3	C	R.J. Umberger	445	18:21	120	130	250	-33	200	40	5	15	3	1,107	10.8
4	C	Ryan Johansen	309	16:50	79	114	193	-16	144	18	2	10	2	710	11.1
5	D	Fedor Tyutin	553	22:10	39	146	185	-22	351	11	1	3	1	792	6.6
6	R	Nikolai Zherdev	283	17:28	76	105	181	-52	164	25	0	6	0	749	10.1
7	C	Derick Brassard	309	15:34	58	111	169	-42	184	19	0	8	1	568	10.2
8	L	Geoff Sanderson	261	17:12	88	80	168	-25	126	34	2	12	1	795	11.1
9	L	Nick Foligno	266	17:11	67	101	168	13	227	15	0	12	2	511	13.1
10	R	Cam Atkinson	300	16:35	86	79	165	-4	80	17	4	16	1	811	10.6
11	C	Brandon Dubinsky	227	18:35	48	106	154	2	288	10	3	6	0	497	9.7
12	C	Antoine Vermette	241	18:55	61	91	152	-10	112	12	5	8	2	478	12.8
13	C	Manny Malhotra	344	16:07	53	92	145	-6	203	6	1	10	0	542	9.8
14	L	Kristian Huselius	189	18:23	58	84	142	-22	92	19	1	8	0	470	12.3
15	L	Ray Whitney	151	20:38	45	95	140	-49	36	14	2	5	1	448	10.0
16	L	Jason Chimera	331	15:17	62	74	136	-12	372	6	4	12	2	683	9.1
17	R	Jakub Voracek	241	15:05	39	95	134	1	96	6	0	4	2	438	8.9
18	D	Rostislav Klesla	515	20:34	41	92	133	-50	508	8	0	4	1	747	5.5
19	D	James Wisniewski	209	22:49	26	95	121	-24	147	16	0	5	1	454	5.7
20	D	Jack Johnson	286	24:50	28	92	120	-36	144	13	0	5	1	526	5.3
21	C	Sergei Fedorov	185	19:39	39	74	113	-11	150	15	3	5	1	399	9.8
22	L	Matt Calvert	282	14:28	53	57	110	-10	192	6	1	8	1	414	12.8
23	L	Scott Hartnell	156	16:26	51	58	109	-10	212	18	0	3	1	354	14.4
24	C	Tyler Wright	309	16:23	57	51	108	-96	436	13	3	9	3	504	11.3
25	C	Espen Knutsen	188	17:48	27	81	108	-51	99	10	2	2	0	203	13.3
26	C	Mark Letestu	233	15:04	43	55	98	-4	36	12	4	4	1	382	11.3
27	C	Boone Jenner	185	15:49	55	40	95	-14	134	15	1	10	0	435	12.6
28	C	Andrew Cassels	137	19:37	26	68	94	-28	56	11	1	5	1	204	12.7
29	C	Mike Sillinger	155	20:01	38	48	86	-56	106	17	3	8	0	278	13.7
30	D	David Savard	252	20:39	22	64	86	-8	160	6	0	4	0	332	6.6
31	L	Fredrik Modin	176	17:34	39	46	85	-6	110	10	0	7	1	409	9.5
32	L	Vinny Prospal	130	17:23	28	57	85	-8	68	7	0	2	0	250	11.2
33	C	Artem Anisimov	168	16:29	40	44	84	-14	40	4	2	10	2	318	12.6
34	D	Ron Hainsey	213	21:27	19	64	83	-13	137	16	0	0	0	378	5.0
35	D	Kris Russell	288	16:49	18	61	79	-29	124	3	0	3	1	392	4.6
36	D	Jaroslav Spacek	153	24:09	16	56	72	-45	139	8	2	4	3	303	5.3
37	C	Derek MacKenzie	279	10:27	31	38	69	19	155	1	5	3	0	274	11.3
38	D	Jan Hejda	302	21:22	11	56	67	23	163	1	0	1	0	279	3.9
39	R	Derek Dorsett	280	12:37	27	38	65	-32	727	2	1	2	0	403	6.7
40	C	Dan Fritsche	206	11:52	29	34	63	-14	91	6	2	8	0	302	9.6
41	R	Jared Boll	518	7:48	27	35	62	-49	1,195	1	0	5	0	363	7.4
42	R	Grant Marshall	147	14:46	23	38	61	-28	157	9	0	6	0	248	9.3
43	R	Trevor Letowski	154	16:25	25	35	60	-14	52	5	1	2	0	261	9.6
44	C	Alexander Wennberg	137	15:45	12	48	60	-20	24	2	0	1	0	182	6.6
45	D	Duvie Westcott	201	20:40	11	45	56	-42	299	4	1	1	0	247	4.5
46	D	Nikita Nikitin	158	20:18	12	44	56	6	51	4	0	4	1	248	4.8
47	C	Michael Peca	136	16:14	12	44	56	-7	122	3	0	5	0	160	7.5
48	L	Brandon Saad	78	17:13	31	22	53	1	14	6	0	7	0	233	13.3
49	D	Anton Stralman	124	20:10	7	45	52	-28	59	5	0	1	0	201	3.5
50	L	Raffi Torres	111	12:53	31	20	51	-12	55	9	0	9	0	173	17.9
	D	Marc Methot	275	18:48	7	44	51	-6	208	0	0	0	0	220	3.2

TOP 5 GOALTENDING LEADERS

Rank	PLAYER	GP	W	L	T	OT	SA	GA	GAA	SV	SV%	SO	MIN
1	Marc Denis	266	84	146	24	11	8,016	765	3.01	7,251	0.905	12	15,259
2	Steve Mason	232	96	99	0	27	6,553	634	2.9	5,919	0.903	19	13,137
3	Sergei Bobrovsky	184	98	67	0	15	5,464	436	2.46	5,028	0.920	12	10,629
4	Pascal Leclaire	125	45	55	0	12	3,485	324	2.82	3,161	0.907	10	6,898
5	Ron Tugnutt	97	34	52	8	7	2,723	246	2.62	2,477	0.910	6	5,630

2014-15 FINAL STATISTICS

PLAYER	POS	GP	TOI	G	A	PTS	+/-	PIM	PP	SH	GW	OT	S	%	
Nick Foligno	LW	79	18:49	31	42	73	16	50	11	0	3	1	182	17.0	
Ryan Johansen	C	82	19:30	26	45	71	-6	40	7	2	0	0	202	12.9	
Scott Hartnell	LW	77	17:17	28	32	60	1	100	8	0	2	0	204	13.7	
Cam Atkinson	RW	78	16:59	22	18	40	-2	22	7	1	7	0	212	10.4	
Jack Johnson	D	79	24:09	8	32	40	-13	44	3	0	1	1	141	5.7	
Brandon Dubinsky	C	47	18:03	13	23	36	11	43	0	1	1	0	100	13.0	
David Savard	D	82	22:56	11	25	36	0	71	3	0	3	0	112	9.8	
*James Wisniewski	D	56	21:24	8	21	29	-10	34	7	0	2	0	127	6.3	
Artem Anisimov	C	52	16:22	7	20	27	-6	8	0	0	2	1	88	8.0	
Matt Calvert	LW	56	15:59	13	10	23	1	28	0	0	3	0	93	14.0	
Marko Dano	C	35	13:15	8	13	21	12	14	0	0	1	0	84	9.5	
Kevin Connauton	D	DAL	8	12:05	0	2	2	4	6	0	0	0	10	0.0	
		CBJ	54	16:49	9	10	19	1	29	0	0	4	1	86	10.5
		TOT	62	16:12	9	12	21	5	35	0	0	4	1	96	9.4
Alexander Wennberg	C	68	15:37	4	16	20	-19	22	1	0	0	0	85	4.7	
Boone Jenner	C	31	18:16	9	8	17	-5	12	2	0	2	0	83	10.8	
Fedor Tyutin	D	67	19:55	3	12	15	8	40	0	0	0	0	56	5.4	
David Clarkson	RW	TOR	58	13:52	10	5	15	-11	92	1	0	1	0	93	10.8
		CBJ	3	12:18	0	0	0	-1	14	0	0	0	0	2	0.0
		TOT	61	13:47	10	5	15	-12	106	1	0	1	0	95	10.5
Rene Bourque	RW	MTL	13	12:20	0	2	2	-9	6	0	0	0	0	18	0.0
		ANA	30	12:07	2	6	8	-4	12	1	0	0	0	44	4.5
		CBJ	8	14:59	4	0	4	-2	4	1	0	1	1	23	17.4
		TOT	51	12:38	6	8	14	-15	22	2	0	1	1	85	7.1
Mark Letestu	C	54	13:20	7	6	13	-9	0	0	1	1	0	63	11.1	
Cody Goloubeff	D	36	15:33	0	9	9	12	19	0	0	0	0	23	0.0	
Jack Skille	RW	45	12:31	6	2	8	-18	16	0	0	0	0	95	6.3	
Corey Tropp	RW	61	8:45	1	7	8	-14	76	0	0	0	0	22	4.5	
Dalton Prout	D	63	18:24	0	8	8	-14	85	0	0	0	0	64	0.0	
Jeremy Morin	LW	CHI	15	7:44	0	0	0	0	15	0	0	0	0	28	0.0
		CBJ	28	11:31	2	4	6	1	13	0	0	0	0	45	4.4
		TOT	43	10:11	2	4	6	1	28	0	0	0	0	73	2.7
*Tim Erixon	D	19	16:57	1	5	6	-3	4	1	0	0	0	20	5.0	
Jared Boll	RW	72	7:16	1	4	5	-13	109	0	0	0	0	28	3.6	
Michael Chaput	C	33	10:11	1	4	5	-8	21	0	0	0	0	23	4.3	
Brian Gibbons	C	25	13:49	0	5	5	2	8	0	0	0	0	21	0.0	
William Karlsson	C	ANA	18	12:08	2	1	3	1	2	0	0	1	0	24	8.3
		CBJ	3	12:46	1	1	2	2	0	0	0	0	0	5	20.0
		TOT	21	12:13	3	2	5	3	2	0	0	1	0	29	10.3
*Jordan Leopold	D	STL	7	13:04	0	0	0	0	2	0	0	0	0	1	0.0
		CBJ	18	17:14	1	2	3	-7	9	1	0	0	0	21	4.8
		TOT	25	16:04	1	2	3	-7	11	1	0	0	0	22	4.5
Ryan Murray	D	12	18:54	1	2	3	1	8	1	0	0	0	8	12.5	
Kerby Rychel	LW	5	10:41	0	3	3	3	2	0	0	0	0	4	0.0	
Justin Falk	D	MIN	13	10:41	0	0	0	-6	7	0	0	0	0	10	0.0
		CBJ	5	15:13	1	1	2	-3	7	0	0	0	0	8	12.5
		TOT	18	10:49	1	1	2	-9	14	0	0	0	0	18	5.6
Sean Collins	C	8	10:20	0	2	2	0	2	0	0	0	0	4	0.0	
*Adam Cracknell	RW	17	9:56	0	1	1	-8	2	0	0	0	0	17	0.0	
Josh Anderson	RW	6	13:27	0	1	1	-1	2	0	0	0	0	10	0.0	
Frédéric St-Denis	D	4	13:17	0	1	1	-1	0	0	0	0	0	2	0.0	
Dana Tyrell	C	3	6:56	0	0	0	-1	0	0	0	0	0	1	0.0	
Luke Adam	C	3	6:26	0	0	0	0	4	0	0	0	0	0	0.0	
Ryan Craig	C	2	7:16	0	0	0	0	0	0	0	0	0	2	0.0	
TOTALS		82		227	395	622	-93	962	53	5	33	5	2,366	9.6	

GOALTENDERS	GP	MIN	W	L	OT	SO	GA	SA	SV	GAA	SV%
Sergei Bobrovsky	51	2,994	30	17	3	2	134	1,632	1,498	2.69	.918
Curtis McElhinney	32	1,710	12	14	2	0	82	949	867	2.88	.914
Anton Forsberg	5	256	0	4	0	0	20	149	129	4.69	.866
TOTALS	88	4,960	42	35	5	2	236	2,730	2,494	2.85	.914

*Traded Player

2014-15 SEASON NOTES

- Completed their 14th season in the National Hockey League with a 42-35-5 record (93 pts.), finishing fifth in the Metropolitan Division, 11th in the Eastern Conference, 23rd in the NHL.
- The Blue Jackets posted a 19-20-2 record (40 pts.) at Nationwide Arena, scoring 112 goals (2.73 per game) and allowing 132 (3.22 per game) in 41 games.
- The Blue Jackets posted a 23-15-3 record (49 pts.) on the road, scoring 115 goals (2.80 per game) and allowing 116 (2.83 per game) in 41 games and setting a club record for road wins and points in a season for the second consecutive campaign (21-17-3, 43 pts. in 2013-14).
- The Blue Jackets scored 227 goals in 82 games to average 2.77 goals per game this season (12th-T in NHL) and setting a franchise record (226 in 2013-14) for the second consecutive season.
- Columbus converted 53-of-244 power play opportunities (21.7 percent), which ranked fifth in the NHL and was the best percentage in club history.
- The club led the NHL with a franchise-record 508 man-games lost due to injury.
- The Jackets went 15-1-1 in the final 17 games and set club records with a nine-game win streak from Mar. 18-Apr. 4 and a 13-game regulation unbeaten streak (12-0-1) from Mar. 18 through the end of the campaign.
- The Blue Jackets and the city of Columbus hosted the 2015 NHL All-Star Weekend from Jan. 22-25.
- Left wing Nick Foligno became the fourth player in Blue Jackets history to reach the 30-goal plateau and was one of four players to hit the 70-point mark after posting career-high 31-42-73, 50 penalty minutes and a +16 plus/minus rating in 79 games.
- Center Ryan Johansen joined Foligno as the first teammates in CBJ history to post 70 points in the same season as he collected 26-45-71 in 82 games.

GM	DATE	OPPONENT	RESULT	RECORD	SCORE	CBJ GOAL SCORERS	GWG	PP	PK	SF-SA	W/L GOALIE	ATTN
1	10/9	at BUF	W	01-00-00	3-1	10,13p,42	Atkinson	1-4	1-1	40-22	Bobrovsky/Enroth	18,215
2	10/11	NYR	W	02-00-00	5-2	42,71,13,56,13	Atkinson	0-4	3-3	24-26	Bobrovsky/Talbot	18,922
3	10/14	DAL	L	02-01-00	2-4	19,19p	Seguin	1-4	1-1	35-35	Lehtonen/Bobrovsky	15,995
4	10/17	CGY	W	03-01-00	3-2	10,19p,11	Calvert	1-5	4-4	26-31	Bobrovsky/Ramo	15,987
5	10/18	at OTT	L	03-02-00	2-3	71,58	Hoffman	0-3	2-2	40-35	Lehner/Bobrovsky	18,994
6	10/23	at SJS	W	04-02-00	5-4	19,55s,19,71p,55	Letestu	1-5	4-5	28-37	Bobrovsky/Niemi	17,562
7	10/24	at ANA	L	04-03-00	1-4	43p	Vatanen	1-4	2-4	17-34	Gibson/Bobrovsky	15,778
8	10/26	at LAK	L	04-04-00	2-5	20p,55	King	1-3	3-4	24-27	Quick/Bobrovsky	18,230
9	10/28	OTT	L	04-05-00	2-5	58p,13	Karlsson	1-6	2-4	38-34	Lehner/McElhinney	14,749
10	10/31	TOR	L	04-06-00	1-4	13p	Clarkson	1-4	1-2	29-27	Bernier/McElhinney	14,479
11	11/1	at NJD	L	04-07-00	2-3	10,71p	Larsson	1-4	4-6	34-29	Schneider/Forsberg	13,542
12	11/4	CAR	L	04-08-00	2-4	71p,71	Faulk	1-3	6-6	19-37	Ward/McElhinney	15,638
13	11/7	at CAR	OTL	04-08-01	2-3	43,43	Lindholm	0-4	6-7	31-35	Ward/McElhinney	11,540
14	11/8	TBL	L	04-09-01	4-7	43p,43p,19,71p	Callahan	3-5	1-3	32-38	Nabokov/McElhinney	14,892
15	11/11	at WSH	L	04-10-01	2-4	13,58	Ovechkin	0-4	4-5	26-32	Holtby/McElhinney	18,506
16	11/14	at PHI	W	05-10-01	4-3	21p,71p,71,21p	Wisniewski	3-4	1-3	38-27	McElhinney/Mason	19,789
17	11/15	SJS	W	06-10-01	2-1	58,13p	Atkinson	1-3	3-3	28-37	Bobrovsky/Niemi	15,950
18	11/18	DET	L	06-11-01	0-5	-	Tatar	0-3	3-5	28-40	Howard/Bobrovsky	15,438
19	11/21	BOS	SOL	06-11-02	3-4	19,71,7	Khokhachev	0-2	1-1	28-41	Svedberg/Bobrovsky	15,030
20	11/22	at PHI	L	06-12-02	2-4	38p,11	Simmonds	1-3	3-4	22-37	Mason/Bobrovsky	19,846
21	11/25	WPG	L	06-13-02	2-4	3p,19	Ladd	1-5	2-4	34-32	Hutchinson/Bobrovsky	13,745
22	11/28	VAN	L	06-14-02	0-5	20	Higgins	0-3	2-2	31-30	Miller/Bobrovsky	14,121
23	11/29	at NSH	L	06-15-02	1-2	19p	Wilson	1-4	4-4	22-42	Rinne/McElhinney	16,548
24	12/1	FLA	W	07-15-02	2-1	11,38	Jenner	0-2	2-3	23-25	Bobrovsky/Montoya	12,309
25	12/4	at FLA	SOW	08-15-02	4-3	71,13,38	Johansen	0-1	4-5	20-55	Bobrovsky/Luongo	7,788
26	12/6	at TBL	W	09-15-02	3-1	38,58p,10	Savard	1-4	2-2	20-34	Bobrovsky/Bishop	17,467
27	12/9	PHI	OTW	10-15-02	3-2	38p,43p,4	Connauton	2-4	3-4	24-21	Bobrovsky/Mason	14,196
28	12/11	at WSH	OTW	11-15-02	3-2	71,4,71p	Foligno	1-3	5-6	23-41	Bobrovsky/Holtby	18,506
29	12/13	PIT	SOW	12-15-02	4-3	71p,38,7	Johansen	1-5	4-4	27-36	Bobrovsky/Greiss	18,663
30	12/16	at DET	SOW	13-15-02	1-0	-	Jenner	0-3	1-1	29-30	Bobrovsky/Howard	20,027
31	12/18	WSH	OTL	13-15-03	4-5	7p,71p,71,39	Fehr	2-4	3-3	26-36	Holtby/Bobrovsky	13,722
32	12/20	CHI	SOW	14-15-03	3-2	10,4	Johnson	0-2	4-4	19-41	Bobrovsky/Crawford	18,164
33	12/22	NSH	L	14-16-03	1-5	41p	Smith	1-2	4-4	31-35	Rinne/Bobrovsky	14,573
34	12/27	BOS	W	15-16-03	6-2	43,43,4,71p,11,9	Connauton	1-2	3-3	30-28	McElhinney/Svedberg	16,795
35	12/31	MIN	W	16-16-03	3-1	4,58p,19	Savard	1-2	3-4	26-29	Bobrovsky/Kuemper	18,040
36	1/3	at ARI	L	16-17-03	3-6	51,21p,19	Hanzal	1-3	1-4	26-34	Smith/Bobrovsky	13,159
37	1/4	at COL	W	17-17-03	4-3	17,17,19,58	Savard	0-3	4-4	27-29	McElhinney/Varlamov	14,780
38	1/6	at DAL	W	18-17-03	4-2	21,19p,4,55	Connauton	1-5	5-5	20-26	Bobrovsky/Lindback	17,123
39	1/9	at TOR	L	18-18-03	2-5	19,19p	Kessel	1-2	2-4	20-32	Bernier/Bobrovsky	18,965
40	1/10	NYI	L	18-19-03	2-5	7p,71	Lee	1-3	6-6	18-40	Johnson/Bobrovsky	16,589
41	1/14	MTL	L	18-20-03	2-3	4,19p	Pacioretty	1-1	4-7	16-31	Price/Bobrovsky	14,964
42	1/16	NYR	L	18-21-03	1-2	43	Kreider	0-3	1-1	36-26	Lundqvist/Bobrovsky	16,104
43	1/17	at BOS	W	19-21-03	3-1	19p,11,11	Calvert	1-3	2-2	31-35	McElhinney/Rask	17,565
44	1/19	at MIN	W	20-21-03	3-1	17,21p,43	Wisniewski	1-2	3-4	23-26	Bobrovsky/Dubnyk	19,064
45	1/21	at WPG	L	20-22-03	0-4	-	Wheeler	0-4	3-3	29-29	Hutchinson/Bobrovsky	15,016
46	1/27	WSH	W	21-22-03	4-3	55,19,51,13	Atkinson	0-5	3-3	30-28	McElhinney/Holtby	16,514
47	1/29	at FLA	L	21-23-03	2-3	7,41	Bergenheim	0-2	3-3	33-31	Luongo/McElhinney	7,917
48	1/31	at TBL	L	21-24-03	1-3	19	Paquette	0-3	4-4	35-34	Bishop/McElhinney	18,477
49	2/3	ARI	L	21-25-03	1-4	21p	Ekman-Larsson	1-3	1-3	31-29	Smith/Forsberg	14,108
50	2/6	STL	W	22-25-03	7-1	71,13,19s,26,71,11,43	Atkinson	0-0	3-4	33-33	McElhinney/Elliott	16,321
51	2/7	at OTT	W	23-25-03	4-1	13,71,43,55	Foligno	0-1	3-3	33-35	McElhinney/Lehner	16,891
52	2/9	LAK	L	23-26-03	3-4	10,43,58	Brown	0-1	1-1	26-44	Quick/McElhinney	14,703
53	2/13	PHI	OTW	24-26-03	4-3	17,40,13,42	Anisimov	0-1	2-3	33-25	McElhinney/Emery	16,403
54	2/14	at NYI	L	24-27-03	3-6	17,13,71	Nielsen	0-4	4-4	37-46	Halak/Forsberg	15,678
55	2/17	at PHI	W	25-27-03	5-2	21p,19,11,17,11	Calvert	1-1	2-2	25-44	McElhinney/Emery	19,082
56	2/19	at PIT	W	26-27-03	2-1	43,17s	Dubinsky	0-4	2-2	30-30	McElhinney/Fleury	18,597
57	2/21	at MTL	L	26-28-03	1-3	71	Pacioretty	0-4	2-3	32-24	Price/McElhinney	21,286
58	2/22	at NYR	SOL	26-28-04	3-4	56,42,58	Nash	0-3	4-4	30-37	Talbot/McElhinney	18,006
59	2/24	BUF	L	26-29-04	2-4	11,4	Pysyk	0-4	2-3	47-31	Neuvirth/Forsberg	13,671
60	2/26	MTL	L	26-30-04	2-5	17,56	Pacioretty	0-2	2-2	27-27	Price/McElhinney	12,357
61	2/28	NJD	L	26-31-04	0-2	-	Greene	0-3	4-4	33-19	Schneider/McElhinney	17,814
62	3/1	at PIT	L	26-32-04	3-5	21p,19s,71	Pouliot	1-3	3-6	25-41	Fleury/McElhinney	18,581
63	3/3	WSH	L	26-33-04	3-5	58,43,43p	Ovechkin	1-2	1-2	30-33	Holtby/Bobrovsky	12,915
64	3/6	at NJD	W	27-33-04	3-2	44,17,56	Dano	0-2	4-5	24-23	Bobrovsky/Schneider	16,213
65	3/7	COL	L	27-34-04	0-4	-	Iginla	0-2	4-6	44-33	Varlamov/McElhinney	16,599
66	3/10	at CAR	SOW	28-34-04	4-3	32p,43p,43p,19	Johansen	3-5	2-4	32-32	Bobrovsky/Ward	10,418
67	3/12	at DET	W	29-34-04	3-1	51,43,13p	Hartnell	1-3	5-6	26-42	Bobrovsky/Howard	20,027
68	3/13	EDM	SOW	30-34-04	5-4	56,13p,42,43	Wennberg	1-4	2-5	31-35	Bobrovsky/Scrivens	14,317
69	3/15	CAR	L	30-35-04	2-3	71p,43	Malone	1-4	5-6	24-27	Khudobin/Bobrovsky	15,258
70	3/18	at EDM	SOW	31-35-04	4-3	58, 19, 55	Wennberg	0-1	5-6	20-47	McElhinney/Scrivens	16,839
71	3/19	at VAN	W	32-35-04	6-2	32,56,13p,56,43,41	Atkinson	1-1	2-2	33-40	Bobrovsky/Lack	18,668
72	3/21	at CGY	OTW	33-35-04	3-2	32,42,32	Bourque	0-0	4-5	26-40	Bobrovsky/Ramo	19,289
73	3/24	ANA	W	34-35-04	5-3	43p,19,43,71,43	Foligno	1-3	4-5	27-40	Bobrovsky/Gibson	14,044
74	3/27	at CHI	W	35-35-04	5-2	19,13,4,13s,13	Connauton	0-1	5-5	27-33	Bobrovsky/Crawford	22,187
75	3/28	at STL	W	36-35-04	4-2	20,7p,38,13	Jenner	1-2	5-6	17-31	Bobrovsky/Elliott	19,431
76	3/31	NJD	OTW	37-35-04	3-2	71p,17,7	Johnson	1-4	1-2	31-26	Bobrovsky/Schneider	14,524
77	4/2	NYI	SOW	38-35-04	4-3	17,7,19	Letestu	0-2	2-2	39-28	Bobrovsky/Halak	15,361
78	4/4	PIT	W	39-35-04	5-3	71,11,71,43,71	Hartnell	0-3	3-3	35-36	Bobrovsky/Fleury	18,513
79	4/6	at NYR	OTL	39-35-05	3-4	11,56,17	Stepan	0-3	3-3	32-42	Lundqvist/Bobrovsky	18,006
80	4/8	TOR	W	40-35-05	5-0	42,38,43,27p,9	Anisimov	1-2	4-4	33-35	Bobrovsky/Reimer	15,631
81	4/10	BUF	W	41-35-05	4-2	71,11,13,38	Atkinson	0-1	2-3	40-25	Bobrovsky/Lindback	17,855
82	4/11	at NYI	SOW	42-35-05	5-4	13p,17,41,43	Atkinson	1-3	3-3	37-52	McElhinney/Halak	16,170

2013-14 FINAL STATISTICS

PLAYER	POS	GP	TOI	G	A	PTS	+/-	PIM	PP	SH	GW	OT	S	S%
Ryan Johansen	C	82	17:38	33	30	63	3	43	7	0	5	2	237	13.9
James Wisniewski	D	75	22:37	7	44	51	0	61	3	0	1	0	166	4.2
Brandon Dubinsky	C	76	18:46	16	34	50	5	98	4	2	2	0	189	8.5
Cam Atkinson	R	79	15:47	21	19	40	-4	18	4	1	5	0	216	9.7
Artem Anisimov	C	81	16:35	22	17	39	-2	20	3	2	5	0	162	13.6
Nick Foligno	L	70	16:03	18	21	39	5	96	3	0	5	0	111	16.2
R.J. Umberger	L	74	16:10	18	16	34	-3	26	8	1	3	0	136	13.2
Mark Letestu	C	82	14:41	12	22	34	1	20	5	1	1	0	122	9.8
Jack Johnson	D	82	24:40	5	28	33	-7	48	4	0	0	0	147	3.4
Boone Jenner	C	72	14:04	16	13	29	6	45	4	0	5	0	127	12.6
Fedor Tyutin	D	69	21:24	4	22	26	6	44	1	0	0	0	87	4.6
Matt Calvert	L	56	16:06	9	15	24	-1	53	2	0	1	0	90	10.0
Ryan Murray	D	66	19:52	4	17	21	4	10	3	0	0	0	62	6.5
Nathan Horton	R	36	15:27	5	14	19	-3	24	2	0	2	0	48	10.4
Derek MacKenzie	C	71	11:15	9	9	18	0	47	0	2	0	0	70	12.9
Blake Comeau	L	61	12:03	5	11	16	-2	36	0	0	0	0	107	4.7
David Savard	D	70	17:49	5	10	15	2	28	1	0	1	0	63	7.9
Nikita Nikitin	D	66	17:06	2	13	15	9	20	0	1	1	1	95	2.1
*Marian Gaborik	R	22	16:24	6	8	14	0	6	0	0	0	0	47	12.8
Corey Tropp	R	BUF	9	10:29	0	1	1	-8	0	0	0	0	7	0.0
		CBJ	44	8:37	2	8	10	11	37	0	0	0	28	7.1
		TOT	53	8:56	2	9	11	3	37	0	0	0	35	5.7
Dalton Prout	D	49	17:12	2	4	6	-7	37	0	0	0	0	56	3.6
Jack Skille	R	16	8:39	4	0	4	2	6	0	0	1	0	23	17.4
Jared Boll	R	28	7:37	1	1	2	-6	62	0	0	0	0	12	8.3
Nick Schultz	D	EDM	60	16:58	0	4	4	-11	24	0	0	0	27	0.0
		CBJ	9	11:54	0	1	1	-2	4	0	0	0	8	0.0
		TOT	69	16:19	0	5	5	-13	28	0	0	0	35	0.0
Matt Frattin	R	4	12:21	0	1	1	2	0	0	0	0	0	1	0.0
Michael Chaput	C	17	8:53	0	1	1	0	2	0	0	0	0	6	0.0
Sean Collins	C	6	8:10	0	1	1	1	0	0	0	0	0	6	0.0
Tim Erixon	D	2	14:20	0	0	0	2	2	0	0	0	0	1	0.0
Cody Goloubef	D	5	9:49	0	0	0	0	2	0	0	0	0	4	0.0
Ryan Craig	C	6	7:01	0	0	0	-3	0	0	0	0	0	4	0.0
Cody Bass	C	1	2:43	0	0	0	0	5	0	0	0	0	0	0.0
TOTALS		82		226	380	606	19	900	54	9	38	3	2,341	9.7

GOALTENDERS	GP	MIN	W	L	OT	SO	GA	SA	SV	GAA	SV%
Sergei Bobrovsky	58	3,299	32	20	5	5	131	1,699	1568	2.38	.923
Curtis McElhinney	28	1,423	10	11	1	2	64	703	639	2.70	.909
Mike McKenna	4	219	1	1	1	0	11	114	103	3.01	.904
TOTALS	90	4,941	43	32	7	7	206	2,516	2,310	2.50	.918

*Traded Player

2013-14 SEASON NOTES

- Completed their 13th season in the National Hockey League with a 43-32-7 record (93 pts.), finishing fourth in the Metropolitan Division, seventh in the Eastern Conference, 14th in the NHL and qualifying for the Stanley Cup Playoffs for the second time in franchise history (2008-09).
- The Blue Jackets posted a 22-15-4 record (48 pts.) at Nationwide Arena, scoring 128 goals (3.12 per game) and allowing 103 (2.51 per game) in 41 games.
- The Blue Jackets posted a 21-17-3 record (45 pts.) on the road, scoring 98 goals (2.51 per game) and allowing 111 (2.71 per game) in 41 games and setting a club record for road wins and points in a season (17-16-8, 42 pts. in 2010-11).
- The Blue Jackets scored 226 goals in 82 games to average 2.76 goals per game this season (12th in NHL) and setting a franchise record (220 in 2008-09).
- Columbus converted 54-of-280 power play opportunities (19.3 percent), which ranked 11th in the NHL and was the best percentage in club history (56-of-308/18.2 pct. in 2009-10).
- Goaltender Sergei Bobrovsky went 32-20-5 with a 2.38 goals-against average, .923 save percentage and five shutouts in 58 games in 2013-14, setting career highs in wins and shutouts.
- Center Ryan Johansen became the third player in Blue Jackets history to reach the 30-goal plateau (Rick Nash, Geoff Sanderson) as he collected 33-30-63 with 43 PIM and a +3 plus/minus rating in 82 games this season. He led the club in goals (ranked 11th-T in the NHL and tied for the 5th-highest total in CBJ history), points, shots on goal (237), face-off wins (692), first goals (8), multi-point games (16) and game-winning goals (5, tied) and ranked second with seven power play goals.
- Defenseman James Wisniewski registered 7-44-51 with 61 PIM and an even plus/minus rating in 75 games to set a new franchise record for points and assists by a blueliner.
- Center Boone Jenner tallied 16-13-29, 45 PIM and was +5 in 72 games this season, scoring the second-most goals by a rookie in Blue Jackets history.

GM	DATE	OPPONENT	RESULT	RECORD	SCORE	CBJ GOAL SCORERS	GWG	PP	PK	SF-SA	W/L GOALIE	ATTN
1	10/4	CGY	L	00-01-00	3-4	7p,10,42	Glencross	1-3	3-3	32-30	MacDonald/Bobrovsky	18,151
2	10/5	at NYI	SOW	01-01-00	2-2	55p,71	Atkinson	1-2	1-2	29-30	Bobrovsky/Nabokov	16,170
3	10/10	at BUF	W	02-01-00	4-1	13,71,10,17	Foligno	0-4	1-1	33-27	Bobrovsky/Miller	18,210
4	10/12	BOS	L	02-02-00	1-3	7p	Eriksson	1-4	4-4	27-36	Rask/Bobrovsky	14,092
5	10/15	at DET	L	02-03-00	1-2	13p	Zetterberg	1-3	3-4	37-32	Gustavsson/Bobrovsky	20,066
6	10/17	at MTL	L	02-04-00	3-5	38p,19,38p	Plekanec	2-6	3-4	33-36	Price/Bobrovsky	21,273
7	10/19	at WSH	L	02-05-00	1-4	42	Laich	0-3	2-4	38-39	Holtby/Bobrovsky	18,506
8	10/20	VAN	W	03-05-00	3-1	10,18,19	Umberger	0-5	2-3	29-38	McElhinney/Lack	14,168
9	10/22	NJD	W	04-05-00	4-1	17p,13,21,10	Atkinson	1-3	3-4	24-25	Bobrovsky/Schneider	14,357
10	10/25	TOR	W	05-05-00	5-2	27p,10,17s,19,71	Dubinsky	1-6	3-3	36-25	Bobrovsky/Bernier	13,930
11	10/27	ANA	L	05-06-00	3-4	14,42s,42	Perry	0-1	4-5	21-32	Andersen/Bobrovsky	10,542
12	11/1	at PIT	L	05-07-00	2-4	24,19	Letang	0-4	2-4	39-27	Fleury/Bobrovsky	18,620
13	11/2	PIT	L	05-08-00	0-3	-	Engelland	0-2	3-3	19-27	Zatkoff/McElhinney	18,634
14	11/5	OTT	L	05-09-00	1-4	18p	MacArthur	1-4	4-4	33-24	Lehner/McElhinney	13,122
15	11/7	NYR	L	05-10-00	2-4	51,27	Hagelin	0-2	2-3	34-34	Talbot/Bobrovsky	11,746
16	11/9	NYI	W	06-10-00	5-2	17p,19,18p,13,21	Umberger	2-4	1-1	29-26	Bobrovsky/Nabokov	13,949
17	11/12	at WSH	OTL	06-10-01	3-4	17s,40,13	Ovechkin	0-3	3-3	27-34	Holtby/Bobrovsky	18,506
18	11/14	at BOS	OTL	06-10-02	2-3	14,71	Lucic	0-4	1-1	34-31	Johnson/Bobrovsky	17,565
19	11/15	MTL	SOL	06-10-03	2-2	18,42	Desharnais	0-3	3-4	25-40	Budaj/McElhinney	11,562
20	11/17	at OTT	W	07-10-03	4-1	19p,18p,51p,24	Umberger	3-5	5-6	22-30	Bobrovsky/Anderson	15,535
21	11/19	at EDM	L	07-11-03	0-7	-	Eberle	0-1	1-4	14-32	Dubnyk/Bobrovsky	16,839
22	11/20	at CGY	OTW	08-11-03	2-1	71,6	Nikitin	0-3	0-0	18-2	Bobrovsky/Berra	19,289
23	11/22	at VAN	L	08-12-03	2-6	11,42	H. Sedin	0-5	4-4	16-35	Luongo/Bobrovsky	18,910
24	11/25	at TOR	W	09-12-03	6-0	13,18,5,27p,19,19p	Atkinson	2-4	1-1	22-18	Bobrovsky/Reimer	19,241
25	11/27	NSH	L	09-13-03	0-4	-	Cullen	0-2	2-3	19-29	Mazanec/Bobrovsky	11,893
26	11/29	EDM	W	10-13-03	4-2	19,42p,71p,5	Foligno	2-5	6-7	28-27	Bobrovsky/Bryzgalov	14,360
27	11/30	at BOS	L	10-14-03	1-3	19p	Lucic	1-2	5-6	14-36	Johnson/McElhinney	17,565
28	12/3	TBL	W	11-14-03	1-0	71	Foligno	0-1	2-2	21-26	Bobrovsky/Bishop	10,223
29	12/6	MIN	W	12-14-03	4-0	13,71p,38,18	Atkinson	1-3	4-4	41-20	McElhinney/Backstrom	11,319
30	12/9	at PIT	L	12-15-03	1-2	11	Crosby	0-1	2-2	33-30	Fleury/McElhinney	18,520
31	12/10	NJD	W	13-15-03	5-4	13,17,13,11,71	Foligno	0-1	2-2	23-34	McElhinney/Brodeur	11,905
32	12/12	at NYR	W	14-15-03	4-2	11,42,58,19	Savard	0-2	3-3	27-34	McElhinney/Lundqvist	18,006
33	12/14	STL	OTL	14-15-04	3-4	42,51,19p	Backes	1-7	2-3	33-31	Halak/McKenna	13,801
34	12/16	WPG	L	14-16-04	2-3	18,51	Kane	0-2	3-4	24-32	Montoya/McKenna	11,448
35	12/19	at PHI	L	14-17-04	4-5	13s,5,71,14	Giroux	0-2	4-4	29-39	Mason/McElhinney	19,852
36	12/21	PHI	W	15-17-04	6-3	19,18p,58,38,19,18	Jenner	1-4	5-5	29-36	McElhinney/Emery	14,090
37	12/23	at CAR	W	16-17-04	4-3	42,26,19,5	Skille	0-5	4-6	25-33	McKenna/Peters	16,601
38	12/27	at NJD	SOW	17-17-04	2-1	42	Atkinson	0-5	3-3	30-17	McElhinney/Brodeur	16,592
39	12/29	PIT	L	17-18-04	3-5	17,26,6	Kunitz	0-3	3-6	28-30	Zatkoff/McElhinney	18,871
40	12/31	at COL	L	17-19-04	3-5	19,38,71	Landeskog	0-3	0-3	38-23	Varlamov/McElhinney	16,177
41	1/2	at PHX	W	18-19-04	2-0	8p,18p	Horton	2-4	5-5	31-34	McElhinney/Smith	10,539
42	1/4	at STL	L	18-20-04	2-6	42,55	Lapierre	0-1	1-1	24-37	Elliott/McElhinney	19,611
43	1/6	at NYR	SOW	19-20-04	3-3	17,13,21	Letestu	0-3	4-6	39-43	Bobrovsky/Lundqvist	18,006
44	1/10	CAR	W	20-20-04	3-0	38,17,13p	Jenner	1-2	2-2	24-36	Bobrovsky/Khudobin	16,008
45	1/11	at WPG	W	21-20-04	6-3	55s,13,71,38,38,55	Jenner	0-4	4-5	26-31	McElhinney/Pavelec	15,004
46	1/13	TBL	W	22-20-04	3-2	19,8p,55p	Letestu	2-6	3-4	28-28	Bobrovsky/Lindback	14,070
47	1/17	WSH	W	23-20-04	5-1	21p,13,19,55p,13	Atkinson	2-4	4-4	36-27	Bobrovsky/Grubauer	14,121
48	1/18	at BUF	SOW	24-20-04	3-3	58,11,17p	Johansen	1-2	3-4	35-29	Bobrovsky/Miller	19,070
49	1/21	LAK	W	25-20-04	5-3	18p,19,18,8,42	Horton	1-3	3-3	34-29	Bobrovsky/Jones	13,286
50	1/23	PHI	W	26-20-04	5-2	7,24,11p,17,8	Calvert	1-7	5-6	39-28	Bobrovsky/Emery	15,571
51	1/25	BUF	L	26-21-04	2-5	24,55	Foligno	0-4	1-1	38-22	Miller/Bobrovsky	16,272
52	1/27	at CAR	L	26-22-04	2-3	24,18	Staal	0-0	2-2	24-35	Khudobin/Bobrovsky	13,641
53	1/28	OTT	L	26-23-04	2-3	13p,21p	Spezza	2-5	2-4	36-28	Anderson/McElhinney	13,373
54	1/30	WSH	W	27-23-04	5-2	24s,19,17,19,13	Dubinsky	0-7	7-7	29-32	Bobrovsky/Holtby	16,047
55	2/1	FLA	W	28-23-04	4-1	38,19,71,55	Johansen	0-1	3-3	30-36	Bobrovsky/Thomas	16,762
56	2/3	at ANA	W	29-23-04	4-2	19,18p,71,71p	Foligno	2-5	2-2	33-36	Bobrovsky/Andersen	14,044
57	2/6	at LAK	OTL	29-23-05	1-2	7p	Regehr	1-5	6-6	25-20	Quick/Bobrovsky	18,118
58	2/7	at SJ	L	29-24-05	2-3	19,38	Wingels	0-4	0-5	21-47	Niemi/Bobrovsky	17,562
59	2/27	at NJD	L	29-25-05	2-5	42,10	Henrique	0-3	1-3	19-35	Schneider/Bobrovsky	15,185
60	3/1	FLA	W	30-25-05	6-3	18p,13p,58p,42s,71,11	Bobrovsky/Clemmensen	3-4	4-4	37-20	Bobrovsky/Clemmensen	15,441
61	3/3	at TOR	W	31-25-05	2-1	47,42	Anisimov	0-1	2-2	33-29	Bobrovsky/Reimer	19,577
62	3/4	DAL	W	32-25-05	4-2	38,18,42p,42	Anisimov	1-2	2-3	20-33	Bobrovsky/Ellis	15,661
63	3/6	at CHI	L	32-26-05	1-6	19	Shaw	0-4	3-4	23-33	Crawford/Bobrovsky	21,179
64	3/8	at NSH	W	33-26-05	1-0	42	Anisimov	0-5	0-1	36-28	Bobrovsky/Rinne	17,113
65	3/11	DET	W	34-26-05	4-1	71,38,17,24	Jenner	0-3	4-4	37-40	Bobrovsky/Mrazek	14,330
66	3/13	SJS	SOL	34-26-06	3-3	19,18s,21	Pavelski	0-3	2-3	38-27	Stalock/Bobrovsky	13,851
67	3/15	at MIN	SOW	35-26-06	1-1	47	Johansen	0-0	1-1	29-33	Bobrovsky/Kuemper	19,042
68	3/18	CAR	L	35-27-06	1-3	38	Loktionov	0-3	4-5	47-20	Khudobin/Bobrovsky	15,938
69	3/20	at MTL	W	36-27-06	3-2	24s,17,19	Johansen	0-8	2-3	40-27	Bobrovsky/Price	21,273
70	3/21	NYR	L	36-28-06	1-3	71	Brassard	0-3	4-4	26-32	Lundqvist/Bobrovsky	18,513
71	3/23	at NYI	L	36-29-06	0-2	-	Clutterbuck	0-6	3-4	41-32	Nabokov/Bobrovsky	15,008
72	3/25	DET	W	37-29-06	4-2	19p,17p,13,19	Atkinson	2-4	2-2	28-33	McElhinney/Howard	15,103
73	3/28	PIT	L	37-30-06	1-2	11p	Bennett	1-4	4-4	36-31	Fleury/McElhinney	18,908
74	3/29	at CAR	OTW	38-30-06	3-2	11,42,19p	Johansen	1-1	2-3	32-27	McElhinney/Khudobin	16,714
75	4/1	COL	OTL	38-30-07	2-3	13,14	Landeskog	0-2	0-1	26-28	Varlamov/Bobrovsky	16,550
76	4/3	at PHI	W	39-30-07	2-0	21p,17	Wisniewski	1-4	4-4	27-37	Bobrovsky/Mason	19,981
77	4/4	CHI	L	39-31-07	3-4	24,19,42p	Smith	1-3	1-2	27-38	Raanta/Bobrovsky	18,695
78	4/6	NYI	W	40-31-07	4-0	38p,7p,55,27p	Jenner	3-6	2-2	33-31	Bobrovsky/Nabokov	15,667
79	4/8	PHX	OTW	41-31-07	4-3	38,55,14,19	Johansen	0-1	2-2	30-32	Bobrovsky/Greiss	16,289
80	4/9	at DAL	W	42-31-07	3-1	8,42,55p	Anisimov	1-3	3-4	25-34	Bobrovsky/Thomas	16,125
81	4/11	at TBL	L	42-32-07	2-3	38p,58	Brewer	1-3	2-3	38-22	Gudlevskis/McElhinney	18,686
82	4/12	at FLA	W	43-32-07	3-2	13,55p,19p	Johansen	2-5	4-4	38-35	Bobrovsky/Luongo	14,241

2012-13 FINAL STATISTICS

PLAYERS	POS	GP	TOI	G	A	P	+/-	PIM	PP	SH	GW	S	S%
Vinny Prospal	LW	48	16:31	12	18	30	+3	32	4	0	2	85	14.1
Mark Letestu	C	46	16:30	13	14	27	+7	10	3	2	2	92	14.1
Marian Gaborik	RW	NYR 35	18:40	9	10	19	-8	8	1	0	4	113	8.0
		CBJ 12	18:05	3	5	8	5	6	0	0	1	38	7.9
		TOT 47	18:31	12	15	27	-3	14	1	0	5	151	7.9
Fedor Tyutin	D	48	24:05	4	18	22	+9	28	0	0	1	56	7.1
Brandon Dubinsky	C	29	18:24	2	18	20	+2	76	1	0	0	50	4.0
Nick Foligno	LW	45	16:31	6	13	19	+6	28	1	0	2	69	8.7
Jack Johnson	D	44	25:58	5	14	19	-5	12	3	0	1	96	5.2
Artem Anisimov	C	35	16:24	11	7	18	-6	12	1	0	3	68	16.2
Cam Atkinson	RW	35	15:35	9	9	18	+9	4	1	0	1	91	9.9
R.J. Umberger	C	48	18:29	8	10	18	+3	16	2	0	0	96	8.3
*Derick Brassard	C	34	16:31	7	11	18	-2	16	1	0	1	63	11.1
Matt Calvert	LW	42	14:10	9	7	16	-9	32	0	1	2	63	14.3
James Wisniewski	D	30	22:49	5	9	14	-1	15	4	0	0	62	8.1
Blake Comeau	LW	CGY 33	12:17	4	3	7	-9	14	0	1	1	44	9.1
		CBJ 9	11:41	2	3	5	+5	6	0	0	0	4	50.0
		TOT 42	12:09	6	6	12	-4	20	0	1	1	48	12.5
Ryan Johansen	C	40	16:05	5	7	12	-7	12	0	0	2	84	6.0
*Derek Dorsett	RW	24	15:59	3	6	9	-11	53	0	0	0	38	7.9
Nikita Nikitin	D	38	21:11	3	6	9	+2	17	1	0	0	60	5.0
Derek MacKenzie	C	43	10:20	3	5	8	+1	36	0	0	0	33	9.1
Dalton Prout	D	28	18:31	1	6	7	+15	25	0	0	0	16	6.3
Jared Boll	RW	43	8:04	2	4	6	+1	100	0	0	0	19	10.5
Tim Erixon	D	31	15:41	0	5	5	+4	14	0	0	0	21	0.0
Adrian Aucoin	D	36	16:20	0	4	4	-8	16	0	0	0	26	0.0
Colton Gillies	C	27	8:17	1	1	2	+1	17	0	0	0	17	5.9
Cody Goloubef	D	11	14:48	1	0	1	-3	0	0	0	1	14	7.1
*John Moore	D	17	14:30	0	1	1	-5	2	0	0	0	14	0.0
Jonathan Marchessault	C	2	10:56	0	0	0	-1	0	0	0	0	0	0.0
Sean Collins	C	5	12:29	0	0	0	-2	6	0	0	0	0	0.0
Nick Holden	D	2	8:34	0	0	0	+1	0	0	0	0	2	0.0
David Savard	D	4	13:12	0	0	0	-3	0	0	0	0	1	0.0
Nick Drazenovic	C	8	9:55	0	0	0	-2	4	0	0	0	5	0.0
BENCH		48		0	0	0	0	10	0	0	0	0	0.0
TOTALS		48		115	201	316	9	605	22	3	19	1283	8.9

GOALTENDERS	GP	MIN	W	L	OT	SO	GA	SA	SV	GAA	SV%
Sergei Bobrovsky	38	2219	21	11	6	4	74	1084	1010	2.00	.932
*Steve Mason	13	712	3	6	1	0	35	346	311	2.95	.899
Michael Leighton	PHI 1	59:08	0	1	0	0	5	26	21	5.08	.808
	CBJ -	-	-	-	-	-	-	-	-	-	-
TOTALS	48	2949	24	17	7	4	115	1436	1321	2.40	.920

*Traded Player

2012-13 SEASON NOTES

- Completed 12th NHL season with a record of 24-17-7 (55 pts.), finishing fourth-T in the Central Division, eighth-T in the Western Conference and 15th-T in the NHL.
- Club missed out on its second Stanley Cup Playoffs berth on a tie-breaker to Minnesota (22 regulation/OT wins vs. 19).
- After posting a 5-12-2 mark (12 pts.) through their first 19 games, the Jackets went 19-5-5 (43 pts.) in 29 games from Feb. 26 through the end of the season.
- The Blue Jackets went 14-5-5 at home, including a club-record 12 consecutive games without a regulation loss (9-0-3) from Feb. 11-Mar. 31.
- Columbus ranked 25th in the NHL in scoring (2.40 G per game) and ninth-T in goals-against (2.40 GA per game).
- The Jackets ranked fifth-T in the NHL in faceoffs efficiency, winning 52 percent (1,457-of-2,802).
- Goaltender Sergei Bobrovsky posted a 21-11-6 record with a 2.00 goals-against average (club record), .932 save percentage (club record) and four shutouts in 38 games this season en route to winning the Vezina Trophy and earning First Team NHL All-Star honors.
- Left wing Vinny Prospal tallied 12-18-30 with 32 PIM and a +3 plus/minus rating in 48 games to lead the club in scoring in his 16th NHL season.
- Center Mark Letestu tallied 13-14-27 with 10 PIM and was +7 in 46 games, matching his career highs in assists and points.
- Defenseman Fedor Tyutin tallied 4-18-22, 28 PIM and was +9 in 48 games to give him 31-110-141 in 356 games as a Blue Jacket, which are the most points in club history by a defenseman (Rostislav Klesla, 41-92-133 in 515 GP from 2000-11).
- Defenseman Jack Johnson led the club and ranked fifth in the NHL in time on ice, averaging 25:58 per game in 44 outings.
- Center Brandon Dubinsky led the club in points per game (0.69) and assists (tied) after tallying 2-18-20 in 29 games.
- Defenseman Dalton Prout led the club and ranked second among rookie defensemen with a +15 plus/minus rating in 28 games played.

GM	DATE	OPPONENT	RESULT	RECORD	SCORE	CBJ GOAL SCORERS	GWG	PP	PK	SF-SA	W/L GOALIE	ATTN
1	1/19	at NSH	SOW	01-00-00	3-2	71p, 42	Brassard	1-2	0-1	28-34	Bobrovsky/Rinne	17,113
2	1/21	DET	SOL	01-00-01	3-4	13,21p,22p	Brunner	2-7	7-7	33-42	Howard/Bobrovsky	19,206
3	1/23	at PHX	L	01-01-01	1-5	51	Ekman-Larsson	0-3	4-5	26-42	LaBarbera/Mason	8,355
4	1/24	at COL	L	01-02-01	0-4	-	Parenteau	0-6	3-3	33-28	Varlamov/Bobrovsky	14,325
5	1/26	CHI	L	01-03-01	2-3	10,42	Toews	0-5	3-3	26-24	Crawford/Mason	18,381
6	1/28	DAL	W	02-03-01	2-1	15,22	Prospal	0-7	3-4	27-25	Bobrovsky/Lehtonen	10,475
7	1/29	at MIN	L	02-04-01	2-3	10,7p	Bouchard	1-4	2-2	19-26	Backstrom/Mason	17,584
8	1/31	STL	L	02-05-01	1-4	16p	Berglund	1-4	3-5	25-25	Elliott/Bobrovsky	11,155
9	2/02	DET	W	03-05-01	4-2	21p,42,42,10s	Anisimov	1-3	5-5	28-34	Mason/Howard	17,612
10	2/05	LAK	L	03-06-01	2-4	24,16	Voynov	0-3	2-3	20-31	Quick/Mason	11,019
11	2/07	CGY	OTL	03-06-02	3-4	11,10p,22	Tanguay	1-4	3-4	29-30	Irving/Bobrovsky	10,484
12	2/10	EDM	L	03-07-02	1-3	18	Paajarvi	0-7	4-4	40-14	Dubnyk/Bobrovsky	14,364
13	2/11	SJS	W	04-07-02	6-2	17,21p,48,6,22p,10	Goloubef	2-4	2-3	36-27	Mason/Mason	10,837
14	2/15	at LAK	L	04-08-02	1-2	71	Richards	0-4	4-5	13-22	Bernier/Bobrovsky	18,118
15	2/16	at PHX	L	04-09-02	3-5	40,11,24	Hanzal	0-3	6-7	20-35	Smith/Mason	15,425
16	2/18	at ANA	L	04-10-02	2-3	22,16	Perry	0-3	1-3	27-29	Hiller/Bobrovsky	14,713
17	2/21	at DET	W	05-10-02	3-2	18p,15,22	Prospal	1-3	4-4	24-30	Bobrovsky/Howard	20,066
18	2/23	at STL	L	05-11-02	1-2	11s	Perron	0-4	2-2	20-23	Halak/Bobrovsky	19,457
19	2/24	at CHI	L	05-12-02	0-1	-	Shaw	0-5	3-3	28-27	Crawford/Mason	21,580
20	2/26	DAL	OTL	05-12-03	4-5	6,15,13,18	Eriksson	0-1	1-1	20-39	Bachman/Bobrovsky	11,523
21	3/01	at CHI	OTL	05-12-04	3-4	22,42,19	Seabrook	0-1	2-2	22-35	Emery/Mason	21,828
22	3/03	COL	OTW	06-12-04	2-1	22p,42p	Anisimov	2-5	2-2	34-19	Bobrovsky/Varlamov	13,778
23	3/05	EDM	SOW	07-12-04	4-3	24,22p,7	Anisimov	1-4	3-3	38-29	Bobrovsky/Dubnyk	14,952
24	3/07	VAN	OTS	08-12-04	2-1	18,11	Calvert	0-3	1-1	27-35	Bobrovsky/Schneider	13,632
25	3/09	DET	W	09-12-04	3-0	13,7p,71	Atkinson	1-6	3-3	24-30	Bobrovsky/Howard	17,957
26	3/10	at DET	SOW	10-12-04	3-2	16,18	Calvert	0-5	5-6	21-23	Bobrovsky/Howard	20,066
27	3/12	VAN	SOL	10-12-05	1-2	10	Raymond	0-2	2-2	27-38	Luongo/Bobrovsky	14,852
28	3/14	CHI	SOL	10-12-06	1-2	7p	Kane	1-2	1-1	30-40	Crawford/Bobrovsky	15,009
29	3/16	PHX	SOW	11-12-06	1-0	-	Anisimov	0-2	2-2	23-39	Bobrovsky/Smith	14,231
30	3/19	NSH	W	12-12-06	4-3	51,10,6p,16	Brassard	1-3	1-1	31-35	Bobrovsky/Rinne	13,364
31	3/22	CGY	W	13-12-06	5-1	40,71,71,42,9	Foligno	0-4	2-2	28-25	Bobrovsky/Kiprusoff	13,853
32	3/23	at NSH	L	13-13-06	2-5	18p,42	Legwand	1-3	0-2	23-24	Rinne/Bobrovsky	17,113
33	3/26	at VAN	SOL	13-13-07	0-1	-	Lapierre	0-2	3-3	17-34	Schneider/Bobrovsky	18,910
34	3/28	at EDM	L	13-14-07	4-6	13,11,42,13	Hemsky	0-2	2-2	30-25	Dubnyk/Bobrovsky	16,839
35	3/29	at CGY	W	14-14-07	6-4	10s,22,11,16,19,18	Johansen	0-1	3-4	25-33	Mason/Kiprusoff	19,289
36	3/31	ANA	OTW	15-14-07	2-1	16,10	Letestu	0-1	2-2	18-30	Bobrovsky/Hiller	13,185
37	4/04	at NSH	W	16-14-07	3-1	21p,10,11	Gaborik	1-2	2-2	38-39	Bobrovsky/Rinne	17,113
38	4/05	at STL	L	16-15-07	1-3	42	Backes	0-2	3-4	27-19	Allen/Bobrovsky	19,224
39	4/07	MIN	L	16-16-07	0-3	-	Suter	0-4	1-3	24-24	Backstrom/Bobrovsky	15,909
40	4/09	SJS	W	17-16-07	4-0	11,21,19,10	Calvert	0-2	1-1	30-30	Bobrovsky/Niemi	17,771
41	4/12	STL	W	18-16-07	4-1	13,42,19,10	Anisimov	0-1	5-5	19-32	Bobrovsky/Allen	17,007
42	4/13	at MIN	SOW	19-16-07	3-2	22,51	Letestu	0-2	3-4	22-41	Bobrovsky/Backstrom	19,187
43	4/15	at COL	OTW	20-16-07	4-3	55,14,18,71	Foligno	0-1	2-3	30-32	Bobrovsky/Giguere	13,694
44	4/17	at ANA	OTW	21-16-07	3-2	14,11,51	Tyutin	0-3	2-3	28-28	Bobrovsky/Fasth	15,074
45	4/18	at LAK	L	21-17-07	1-2	47	Clifford	0-2	1-2	21-23	Quick/Bobrovsky	18,118
46	4/21	at SJS	W	22-17-07	4-3	55,22,55p,19	Johansen	1-2	1-2	22-35	Bobrovsky/Niemi	17,562
47	4/25	at DAL	W	23-17-07	3-1	13,55p,13p	Letestu	2-4	2-3	35-32	Bobrovsky/Lehtonen	16,918
48	4/27	NSH	W	24-17-07	3-1	17p,7,13	Johnson	1-2	0-0	47-20	Bobrovsky/Mason	19,002

2011-12 FINAL STATISTICS

PLAYERS	POS	GP	TOI	G	A	P	+/-	PIM	PP	SH	GW	S	S%	
Rick Nash	RW	82	19:05	30	29	59	-19	40	6	2	2	306	9.8	
Vinny Prospal	LW	82	17:53	16	39	55	-11	36	3	0	0	165	9.7	
Derick Brassard	C	74	16:20	14	27	41	-20	42	5	0	3	125	11.2	
R.J. Umberger	LW	77	18:11	20	20	40	-10	27	5	0	3	200	10.0	
Jack Johnson	LA	D	61	22:30	8	16	24	-12	24	5	0	4	120	6.7
	CBJ		21	27:25	4	10	14	5	15	0	0	1	56	7.1
	TOT		82	23:46	12	26	38	-7	39	5	0	5	176	6.8
Nikita Nikitin	STL	D	7	12:21	0	0	0	-5	4	0	0	0	10	0.0
	CBJ		54	23:34	7	25	32	-5	14	3	0	3	93	7.5
	TOT		61	23:11	7	25	32	-10	18	3	0	3	103	6.8
James Wisniewski	D	48	24:47	6	21	27	-13	37	2	0	2	99	6.1	
*Antoine Vermette	C	60	17:14	8	19	27	-17	12	2	1	3	106	7.5	
Fedor Tyutin	D	66	24:08	5	21	26	-21	49	1	0	0	124	4.0	
Jeff Carter	C	39	19:37	15	10	25	-11	14	8	0	1	130	11.5	
Mark Letestu	PIT	C	11	12:50	0	1	1	-6	2	0	0	9	0.0	
	CBJ		51	16:15	11	13	24	-3	6	4	0	105	10.5	
	TOT		62	15:38	11	14	25	-9	8	4	0	114	9.6	
Ryan Johansen	C	67	12:44	9	12	21	-2	24	3	0	3	99	9.1	
Derek Dorsett	RW	77	14:41	12	8	20	-11	235	2	1	1	137	8.8	
Aaron Johnson	D	56	16:30	3	13	16	-12	26	1	0	0	63	4.8	
Cam Atkinson	RW	27	15:23	7	7	14	1	14	1	0	0	66	10.6	
Derek MacKenzie	C	66	10:30	7	7	14	4	40	1	2	2	61	11.5	
Grant Clitsome	D	51	17:01	4	10	14	-6	24	1	0	1	74	5.4	
*Samuel Pahlsson	C	61	15:02	2	9	11	-6	22	0	1	0	63	3.2	
David Savard	D	31	16:34	2	8	10	0	16	1	0	0	34	5.9	
Colton Gillies	MIN	C	37	9:09	0	2	2	-5	10	0	0	24	0.0	
	CBJ		38	10:59	2	4	6	-4	25	0	0	24	8.3	
	TOT		75	10:05	2	6	8	-9	35	0	0	48	4.2	
John Moore	D	67	15:49	2	5	7	-23	8	0	0	0	64	3.1	
Marc Methot	D	46	20:03	1	6	7	-11	24	0	0	0	42	2.4	
Darryl Boyce	TOR	C	17	10:03	1	1	2	-3	16	0	0	12	8.3	
	CBJ		20	9:54	0	3	3	-5	19	0	0	13	0.0	
	TOT		37	9:58	1	4	5	-8	35	0	0	25	4.0	
Brett Lebda	D	30	16:28	1	3	4	-1	14	0	0	0	36	2.8	
Jared Boll	RW	54	8:07	2	1	3	-8	126	0	0	0	35	5.7	
Matt Calvert	LW	13	9:07	0	3	3	-5	16	0	0	0	4	0.0	
*Kris Russell	D	12	17:34	2	1	3	-1	13	0	0	0	20	10.0	
Ryan Russell	LW	41	11:40	2	0	2	-7	2	0	0	0	39	5.1	
Maksim Mayorov	LW	10	10:39	1	1	2	-3	2	0	0	0	9	11.1	
Tomas Kubalik	RW	8	13:17	1	1	2	-3	6	0	0	0	8	12.5	
Alexandre Giroux	LW	9	12:11	1	0	1	-2	8	0	0	0	18	5.6	
Radek Martinek	D	7	19:26	1	0	1	-3	0	0	0	0	10	10.0	
Cody Bass	C	14	9:05	0	1	1	0	32	0	0	0	13	0.0	
Dalton Prout	D	5	11:47	0	0	0	1	0	0	0	0	2	0.0	
Andrew Joudrey	C	1	9:16	0	0	0	0	0	0	0	0	1	0.0	
Kristian Huselius	LW	2	16:12	0	0	0	-2	2	0	0	0	2	0.0	
Dane Byers	LW	8	8:05	0	0	0	0	29	0	0	0	8	0.0	
Cody Goloubef	D	1	6:00	0	0	0	1	0	0	0	0	0	0.0	
TOTALS		82		198	337	535		1035	49	7	25	2,454	8.1	
GOALTENDERS		GP	MIN	W	L	OT	SO	GA	SA	SV	GAA	SV%		
Steve Mason		46	2,534	16	26	3	1	143	1355	1212	3.39	.894		
Curtis Sanford		36	1,983	10	18	4	1	86	971	885	2.60	.911		
Allen York		11	417	3	2	0	0	16	199	183	2.30	.920		
Shawn Hunwick		1	3	0	0	0	0	0	0	0	0	0.00		
TOTALS		82	4,937	29	46	7	2	245	2525	2280	2.98	.903		

*Traded Player

2011-12 SEASON NOTES

- Completed their 11th season in the National Hockey League with a 29-46-7 record (65 pts.), finishing fifth in the Central Division, 15th in the Western Conference and 30th in the NHL.
- After going 13-32-6 over the first 51 games of the season, the club improved to 16-14-1 over the final 31 games.
- Todd Richards was named interim head coach after Scott Arniel was relieved of his duties on Jan. 9 and led the club to an 18-21-2 record, including a 14-0-0 mark when taking a lead into the third period.
- Left wing Rick Nash tallied 30-29-59 in 82 games, leading the club in goals for the eighth-straight season and points for the fifth-straight season. He is one of only four players to record 30 goals in each of the past five seasons (Iginla, Kovalchuk, Ovechkin) and became the first Blue Jacket to play in 600 games with the club on Oct. 22 at Ottawa.
- Left wing R.J. Umberger registered 20-20-40 in 77 games to rank second on the club in goals and played the 500th game of his NHL career on Dec. 2 at Edmonton. He had his franchise record streak of 288-consecutive games played come to an end when he missed five games from Jan. 13-21 due to injury. The streak began on Oct. 10, 2008.
- Right wing Derek Dorsett collected 12-8-20 and 235 penalty minutes in 77 games to become one of only three players since 1996 to lead the NHL in penalty minutes and score 10 or more goals.

GM	DATE	OPPONENT	RESULT	RECORD	SCORE	CBJ GOAL SCORERS	GWG	PP	PK	SF-SA	W/L GOALIE	ATTN
1	10/7	NSH	L	00-01-00	2-3	22,61	Halischuk	0-5	2-3	34-31	Rinne/Mason	18,247
2	10/8	at MIN	L	00-02-00	2-4	15,8	Heatley	0-6	2-4	31-26	Backstrom/Mason	19,040
3	10/10	VAN	L	00-03-00	2-3	13,22	Burrows	0-5	3-4	25-25	Schneider/Mason	9,187
4	10/12	COL	SOL	00-03-01	2-3	61,2	Duchene	0-4	4-4	33-32	Varlamov/Mason	8,986
5	10/15	at DAL	L	00-04-01	2-4	22p,28	Souray	1-5	3-4	15-33	Lehtonen/Mason	8,305
6	10/18	DAL	L	00-05-01	2-3	16p,10	Ryder	1-5	2-2	40-18	Lehtonen/Mason	9,158
7	10/21	at DET	L	00-06-01	2-5	16,5p	Datsyuk	1-4	2-5	34-33	Howard/Mason	20,066
8	10/22	at OTT	L	00-07-01	3-4	5,10,61p	Michalek	1-4	0-2	21-27	Anderson/Mason	18,867
9	10/25	DET	W	01-07-01	4-1	18,19p,4,24s	Johansen	1-7	3-3	32-31	Mason/Conklin	15,100
10	10/27	at BUF	L	01-08-01	2-4	22,51	Kaleta	0-6	1-3	43-26	Enroth/Mason	18,690
11	10/29	at CHI	L	01-09-01	2-5	22,24	Stalberg	0-5	5-5	29-38	Emery/York	21,114
12	10/30	ANA	W	02-09-01	3-1	61p,19,51	Johansen	1-3	3-3	21-20	Mason/Ellis	16,022
13	11/3	TOR	L	02-10-01	1-4	19	MacArthur	0-4	2-2	39-18	Scrivens/Mason	14,306
14	11/5	at PHI	L	02-11-01	2-9	15,14	Talbot	0-2	4-5	35-33	Bryzgalov/Mason	19,784
15	11/10	CHI	L	02-12-01	3-6	14p,17p,14	Montador	2-5	1-3	30-36	Crawford/Mason	15,048
16	11/12	WPG	W	03-12-01	2-1	19,19	Johansen	0-4	5-5	27-36	Mason/Pavelec	15,581
17	11/15	MIN	L	03-13-01	2-4	50s,17p	Clutterbuck	1-3	4-5	45-24	Backstrom/Mason	10,833
18	11/17	at BOS	SOL	03-13-02	1-2	24p	Krejci	1-3	2-2	31-27	Rask/Sanford	17,565
19	11/19	at NSH	OTW	04-13-02	4-3	7,22p,18p,21	Wisniewski	2-5	1-3	29-30	Sanford/Rinne	16,776
20	11/21	CGY	W	05-13-02	4-1	7,50,7p,61	Vermette	1-3	1-2	30-28	Sanford/Karlsson	11,629
21	11/23	at NJD	SOL	05-13-03	1-2	40	Kovalchuk	0-6	3-3	36-24	Brodeur/Sanford	15,585
22	11/25	BUF	W	06-13-03	5-1	17,61p,3,18,61	Nash	1-5	3-3	34-29	Sanford/Enroth	16,705
23	11/27	STL	L	06-14-03	1-2	15	Backes	0-5	4-5	24-29	Elliott/Sanford	14,151
24	11/29	at VAN	L	06-15-03	1-4	26s	Booth	0-3	2-2	48-34	Schneider/Sanford	18,890
25	12/1	at CGY	SOW	07-15-03	4-3	50,6,61, 61x	Nash	0-4	1-1	33-35	Sanford/Kiprusoff	19,289
26	12/2	at EDM	L	07-16-03	3-6	17p,15s,15	Jones	1-5	1-2	39-34	Dubnyk/Sanford	16,839
27	12/6	at MTL	SOW	08-16-03	3-2	22,18,61x	Nash	0-4	3-3	28-20	Sanford/Price	21,273
28	12/8	NSH	OTL	08-16-04	3-4	7,50,15	Wilson	0-1	0-1	24-22	Rinne/Sanford	13,852
29	12/10	BOS	L	08-17-04	3-5	61,7p,18	Corvo	1-6	3-6	36-29	Rask/Sanford	18,175
30	12/13	VAN	SOW	09-17-04	2-1	7p,61x	Nash	1-3	4-4	30-32	Mason/Luongo	15,808
31	12/15	LAK	L	09-18-04	1-2	7	Brown	0-3	2-2	25-41	Quick/Sanford	16,090
32	12/17	TBL	L	09-19-04	2-3	18p,61	Stamkos	1-5	3-3	28-28	Garon/Mason	16,108
33	12/18	at STL	L	09-20-04	4-6	24,15,17p,16	Pietrangelo	1-3	1-1	32-34	Halak/Mason	18,611
34	12/22	at NSH	L	09-21-04	5-6	7,7p,19p,7p,19p	Erat	4-6	1-3	31-38	Rinne/Sanford	17,113
35	12/26	at CHI	L	09-22-04	1-4	21	Stalberg	0-2	2-3	38-22	Crawford/Mason	21,645
36	12/27	CGY	SOL	09-22-05	1-2	16	Iginla	0-4	2-3	28-26	Kiprusoff/Mason	16,985
37	12/29	at DAL	W	10-22-05	4-1	61,50,61,51	Vermette	0-2	3-3	29-37	Mason/Lehtonen	16,555
38	12/31	WSH	L	10-23-05	2-4	4,26	Wideaman	0-1	0-1	37-26	Vokoun/Mason	18,199
39	1/5	at SJS	L	10-24-05	1-2	22	Thornton	0-0	4-5	24-39	Greiss/Sanford	17,562
40	1/7	at LAK	W	11-24-05	1-0	14	Clitsome	0-6	8-8	18-31	Sanford/Quick	18,118
41	1/8	at ANA	L	11-25-05	4-7	61,16p,22	Perry	1-3	3-5	18-37	Tarkki/Sanford	13,053
42	1/10	at CHI	L	11-26-05	2-5	18,50	Stalberg	0-5	4-4	34-25	Crawford/Sanford	21,229
43	1/13	PHX	W	12-26-05	4-3	33,61,25,16	Brassard	0-1	1-1	32-35	Sanford/LaBarbera	14,119
44	1/14	SJS	L	12-27-05	1-2	61	Marleau	0-2	4-5	26-33	Greiss/Sanford	16,582
45	1/17	EDM	W	13-27-05	4-2	19,16p,24,15p	MacKenzie	2-2	3-3	25-23	Sanford/Dubnyk	13,814
46	1/19	NSH	L	13-28-05	0-3	-	Erat	0-3	1-2	38-25	Rinne/Mason	17,233
47	1/21	at DET	SOL	13-28-06	2-3	25,6p	Filppula	1-3	3-4	19-31	Howard/Sanford	20,066
48	1/23	at NSH	L	13-29-06	1-4	61	Fisher	0-2	3-5	26-29	Rinne/Mason	14,310
49	1/24	at TBL	L	13-30-06	2-4	23,19	St. Louis	0-2	3-4	24-31	Garon/Sanford	16,859
50	1/31	at SJS	L	13-31-06	0-6	-	Marleau	0-1	2-3	30-43	Niemi/Mason	17,562
51	2/1	at LAK	L	13-32-06	2-3	15,9	Doughty	0-3	1-3	22-33	Quick/Sanford	18,118
52	2/3	at ANA	OTW	14-32-06	3-2	16,7p,16	Brassard	1-4	4-5	21-35	Sanford/Hiller	13,358
53	2/7	MIN	W	15-32-06	3-1	58,50p,7	Vermette	1-7	2-2	37-29	Sanford/Backstrom	11,237
54	2/9	DAL	L	15-33-06	2-4	22p,61p	Robidas	2-3	3-3	28-35	Lehtonen/Sanford	15,943
55	2/11	at MIN	W	16-33-06	3-1	18,18p,21	Umberger	1-4	1-1	19-35	Mason/Backstrom	18,958
56	2/12	ANA	L	16-34-06	3-5	51p,5,50p	Ryan	2-5	1-4	27-35	Hiller/Mason	14,033
57	2/14	STL	W	17-34-06	2-1	21p,15	Dorsett	1-4	1-1	33-32	Mason/Halak	12,425
58	2/18	CHI	L	17-35-06	1-6	16	Stalberg	0-1	2-2	34-28	Crawford/Mason	18,663
59	2/19	at NYR	OTL	17-35-07	2-3	16p,61	Stepan	1-4	2-2	23-35	Lundqvist/Mason	18,200
60	2/21	SJS	W	18-35-07	6-3	18,7p,61,7p,58p,7	Carter	3-7	3-4	35-41	Mason/Greiss	14,625
61	2/24	COL	L	18-36-07	0-5	-	Jones	0-4	1-1	28-25	Varlamov/Mason	16,925
62	2/26	at PIT	L	18-37-07	2-4	61s,22	Letang	0-2	3-5	24-40	Thiessen/Sanford	18,602
63	2/28	DET	L	18-38-07	2-5	61p,24s	Zetterberg	1-5	5-6	30-25	MacDonald/Sanford	14,333
64	3/1	at COL	W	19-38-07	2-0	6p,51	Nikitin	1-2	2-2	28-33	Mason/Varlamov	13,236
65	3/3	at PHX	W	20-38-07	5-2	61s,61,6,16,9	Nikitin	0-4	3-4	26-32	Mason/Smith	13,579
66	3/6	PHX	W	21-38-07	3-2	18,7,24	MacKenzie	0-3	5-5	32-40	Mason/LaBarbera	10,915
67	3/8	LAK	W	22-38-07	3-1	17,7,17	J. Johnson	0-5	1-1	36-30	Mason/Bernier	14,306
68	3/10	at STL	L	22-39-07	1-4	13	Stewart	0-4	4-6	22-29	Elliott/Sanford	19,150
69	3/11	STL	L	22-40-07	1-2	17	Perron	0-8	4-4	34-26	Halak/Sanford	14,969
70	3/14	at EDM	L	22-41-07	0-3	-	Nugent-Hopkins	0-4	3-4	22-27	Dubnyk/Sanford	16,839
71	3/17	at VAN	L	22-42-07	3-4	22,7,21	D. Sedin	0-2	1-3	36-38	Schneider/Mason	18,890
72	3/18	at CGY	SOW	23-42-07	2-1	6,13x	Atkinson	0-2	4-4	18-31	Mason/Kiprusoff	19,289
73	3/20	CHI	L	23-43-07	1-5	61	Sharp	0-2	0-2	25-27	Crawford/Mason	15,311
74	3/23	CAR	W	24-43-07	5-1	22,18p,18,18,17	Umberger	1-3	5-5	26-40	Mason/Ward	15,085
75	3/25	EDM	L	24-44-07	3-6	17,61,16p	Eager	1-6	3-4	32-38	Dubnyk/Mason	12,295
76	3/26	at DET	L	24-45-07	2-7	17,61	Holmstrom	0-4	4-6	26-39	Conklin/Mason	20,066
77	3/28	DET	W	25-45-07	4-2	22,15,16,18	Brassard	0-3	2-4	31-31	York/Conklin	12,432
78	3/30	FLA	W	26-45-07	4-1	18,6p,6,18	Nikitin	1-5	3-3	29-31	York/Theodore	17,994
79	3/31	at STL	W	27-45-07	5-2	40,18,18p,15p,22	Umberger	2-8	5-5	33-36	York/Halak	19,150
80	4/3	at PHX	L	27-46-07	0-2	-	Gordon	0-7	1-1	54-22	Smith/York	13,263
81	4/5	at COL	W	28-46-07	5-2	13,61,61p,13,13	Nash	1-3	2-3	28-37	Mason/Varlamov	15,610
82	4/7	NYI	W	29-46-07	7-3	61,13,18,21p,13p,7,22	Wisniewski	2-3	2-2	37-38	Mason/Montoya	17,652

2010-11 FINAL STATISTICS

PLAYERS	POS	GP	TOI	G	A	P	+/-	PIM	PP	SH	GW	S	S%	
Rick Nash	LW	75	18:55	32	34	66	2	34	6	0	7	305	10.5	
R.J. Umberger	LW	82	19:12	25	32	57	3	38	8	3	3	220	11.4	
Antoine Vermette	C	82	18:48	19	28	47	0	60	3	1	3	183	10.4	
Derick Brassard	C	74	17:01	17	30	47	-11	55	6	0	3	183	9.3	
Jakub Voracek	RW	80	16:58	14	32	46	-3	26	2	0	2	183	7.7	
Fedor Tyutin	D	80	22:41	7	20	27	-12	32	1	0	0	128	5.5	
Kristian Huselius	LW	39	16:22	14	9	23	-17	10	6	0	1	94	14.9	
Derek MacKenzie	C	63	10:50	9	14	23	14	22	0	1	1	76	11.8	
Kris Russell	D	73	17:31	5	18	23	-9	37	1	0	0	88	5.7	
Matt Calvert	LW	42	11:05	11	9	20	3	12	3	0	1	50	22.0	
Samuel Pahlsson	C	82	15:20	7	13	20	-13	30	0	1	1	108	6.5	
Jan Hejda	D	77	21:07	5	15	20	-6	28	0	0	0	79	6.3	
Grant Clitsome	D	31	21:16	4	15	19	2	16	2	0	0	50	8.0	
Anton Stralman	D	51	19:44	1	17	18	-11	22	1	0	1	80	1.3	
Derek Dorsett	RW	76	13:12	4	13	17	-15	184	0	0	0	112	3.6	
Chris Clark	RW	53	14:38	5	10	15	-3	38	2	0	0	83	6.0	
Marc Methot	D	74	19:53	0	15	15	2	58	0	0	0	58	0.0	
Jared Boll	RW	73	7:40	7	5	12	-2	182	0	0	2	66	10.6	
Kyle Wilson	C	32	10:38	4	7	11	-3	12	0	0	0	38	10.5	
*Rostislav Klesla	D	45	19:18	3	7	10	10	26	0	0	0	45	6.7	
Andrew Murray	C	29	11:22	4	4	8	2	4	0	0	1	48	8.3	
Scottie Upshall	RW	PHX	61	13:26	16	11	27	5	42	2	0	2	144	11.1
		CBJ	21	15:45	6	1	7	-12	10	0	0	0	47	12.8
		TOT	82	14:02	22	12	34	-7	52	2	0	2	191	11.5
Nikita Filatov	LW	23	12:19	0	7	7	3	8	0	0	0	31	0.0	
Mike Commodore	D	20	18:33	2	4	6	-8	44	0	0	2	32	6.3	
Ethan Moreau	LW	37	12:28	1	5	6	-9	24	0	0	1	56	1.8	
Sami Lepisto	D	PHX	51	16:38	4	7	11	7	37	0	0	0	31	12.9
		CBJ	19	20:01	0	5	5	3	18	0	0	0	25	0.0
		TOT	70	17:33	4	12	16	10	55	0	0	0	56	7.1
*Tom Sestito	LW	9	9:31	2	2	4	-4	40	1	0	0	7	28.6	
Tomas Kubalik	RW	4	14:45	0	2	2	-3	0	0	0	0	5	0.0	
Maksim Mayorov	LW	5	8:42	1	0	1	0	0	0	0	0	3	33.3	
Craig Rivet	D	BUF	23	13:02	1	2	3	-5	12	0	0	0	20	5.0
		CBJ	14	17:21	1	0	1	-7	23	0	0	0	13	7.7
		TOT	37	14:40	2	2	4	-12	35	0	0	0	33	6.1
Nick Holden	D	5	17:11	0	0	0	0	0	0	0	0	6	0.0	
Mike Blunden	RW	1	10:31	0	0	0	-1	0	0	0	0	2	0.0	
*Nate Guenin	D	3	14:47	0	0	0	-3	2	0	0	0	2	0.0	
John Moore	D	2	11:28	0	0	0	0	0	0	0	0	0	0.0	
TOTALS		82		210	373	583		1127	42	6	29	2506	11.9	

GOALTENDERS	GP	MIN	W	L	OT	SO	GA	SA	SV	GAA	SV%
Steve Mason	54	3,027	24	21	7	3	153	1541	1388	3.03	.901
Mathieu Garon	36	1,938	10	14	6	3	88	887	799	2.72	.901
David LeNeveu	1	20	0	0	0	0	2	12	10	6.00	.833
TOTALS	82	4,985	34	35	13	6	243	2440	2197	2.92	.900

*Traded Player

2010-11 SEASON NOTES

- Completed 10th NHL season with a 34-35-13 record (81 pts.), finishing fifth in the Central Division, 13th in the Western Conference and 24th in the NHL.
- Opened the season playing two games against the San Jose Sharks at Ericsson Globe Arena in Stockholm, Sweden as a part of NHL Premiere.
- Columbus had the best start in franchise history, posting a 14-6-0 mark in the first 20 games (previous best was a 12-6-2 record in 2009-10).
- The 14-8-0 record in October and November marked the highest winning percentage (.636) for the first two months of the season in club history (previous best was 13-9-4, .591 winning percentage in 2009-10)
- Left Rick Nash collected 32-34-66 in 75 games to lead the club in goals for the seventh-straight season and points for the fourth-straight season. He ranked sixth in the NHL in shots, 12th-T in game-winning goals and 14th-T in goals. He was selected to play in his fifth-consecutive All-Star Game and recorded a goal and an assist for Team Staal in an 11-10 loss.
- Left wing R.J. Umberger, center Samuel Pahlsson and center Antoine Vermette were the only Blue Jackets to play in all 82 games. Umberger set career highs in points, while setting franchise records with assists in eight-straight games from Nov. 10-26 (8a) and points in 10-straight games from Nov. 10-Dec. 1 (3g, 10a).
- Left wing Matt Calvert became the second Blue Jackets rookie to register a hat trick with three goals on Feb. 25 vs. Phoenix.

GM	DATE	OPPONENT	RESULT	RECORD	SCORE	CBJ GOAL SCORERS	GWG	PP	PK	SF-SA	W/L GOALIE	ATTN
1	10/8	SJS	L	00-01-00	2-3	20p,18	Couture	1-7	4-6	32-28	Niemi/Mason	11,324
2	10/9	at SJS	OTW	01-01-00	3-2	61,20p,19	Moreau	1-4	6-8	25-35	Mason/Nittymaki	9,537
3	10/15	CHI	L	01-02-00	2-5	18s,20	Sharp	0-4	2-2	32-40	Turco/Mason	18,305+
4	10/16	at MIN	W	02-02-00	3-2	15,24,18s	Umberger	0-4	4-5	25-23	Garon/Backstrom	17,336
5	10/20	ANA	W	03-02-00	3-1	24,61,61	Nash	0-3	5-5	22-32	Mason/Hiller	9,802
6	10/22	CGY	L	03-03-00	2-6	15,35	Bourque	0-4	6-6	22-23	Karlsson/Mason	10,784
7	10/23	at CHI	W	04-03-00	3-2	16,18p,50	Vermette	1-4	2-3	40-32	Mason/Crawford	21,265
8	10/25	PHI	W	05-03-00	2-1	25,16p	Brassard	1-4	2-2	25-29	Garon/Boucher	11,727
9	10/28	EDM	SOW	06-03-00	3-2	26,25,61x	Nash	0-7	4-5	41-27	Mason/Dubnyk	9,128
10	10/30	at COL	L	06-04-00	1-5	16p	Stewart	1-3	5-6	34-31	Budaj/Mason	13,017
11	11/2	MTL	W	07-04-00	3-0	61,16p,25	Nash	1-3	3-3	24-29	Garon/Price	10,466
12	11/4	at ATL	W	08-04-00	3-0	16,93,18	Brassard	0-1	2-2	42-25	Garon/Pavelec	8,461
13	11/6	MIN	L	08-05-00	2-3	61,25	Clutterbuck	0-4	2-4	37-24	Theodore/Garon	13,457
14	11/10	STL	W	09-05-00	8-1	93,40,61,93,71,18,71,50	Boll	0-4	3-3	35-30	Mason/Halak	10,265
15	11/12	COL	L	09-06-00	1-5	50	Mauldin	0-3	2-2	29-29	Budaj/Mason	13,594
16	11/17	at LAK	W	10-06-00	5-3	17,97,40,61,61	Nash	0-4	2-3	26-36	Mason/Quick	18,118
17	11/19	at ANA	W	11-06-00	4-3	61,71p,93,22	Commodore	1-3	3-4	29-50	Mason/Hiller	13,667
18	11/20	at SJS	W	12-06-00	3-0	61p,61,61	Nash	1-4	5-5	27-35	Garon/Nittymaki	17,562
19	11/22	NSH	W	13-06-00	2-0	22,61	Commodore	0-5	4-4	30-27	Mason/Rinne	10,095
20	11/24	at NYI	OTW	14-06-00	4-3	50p,71,18,93	Voracek	1-4	2-2	38-24	Garon/DiPietro	8,652
21	11/26	DET	L	14-07-00	1-2	50	Filppula	0-5	2-3	35-32	Howard/Mason	19,91+
22	11/28	at DET	L	14-08-00	2-4	16,18p	Filppula	1-7	5-5	29-42	Howard/Mason	18,860
23	12/1	NSH	SOL	14-08-01	3-4	50,10,50	Sullivan	0-4	5-5	31-29	Rinne/Mason	9,892
24	12/3	at BUF	L	14-09-01	0-5	-	Hecht	0-6	3-6	19-37	Miller/Garon	18,529
25	12/4	PIT	L	14-10-01	2-7	26,71p	Martin	1-5	1-4	23-35	Fleury/Mason	19,143+
26	12/6	DAL	SOW	15-10-01	3-2	10,61p,25x	Wilson	1-3	4-4	29-18	Garon/Lehtonen	10,932
27	12/9	at STL	L	15-11-01	1-4	35	McClement	0-8	0-3	28-24	Halak/Garon	19,150
28	12/11	NYR	W	16-11-01	3-1	50p,61,61	Nash	1-2	4-5	23-33	Mason/Lundqvist	15,780
29	12/13	at CGY	OTL	16-11-02	2-3	50s,61p	Iginla	1-1	3-3	24-25	Kiprusoff/Garon	19,289
30	12/15	at VAN	OTL	16-11-03	2-3	16,23p	Kesler	1-3	4-5	30-30	Luongo/Garon	18,860
31	12/16	at EDM	L	16-12-03	3-6	20,20p,20	Eberle	1-3	3-4	40-36	Khabibulin/Mason	16,839
32	12/18	DAL	L	16-13-03	1-2	51	Richards	0-5	5-6	36-23	Lehtonen/Garon	13,973
33	12/21	CGY	W	17-13-03	3-1	93,40,97	Boll	0-3	3-4	37-30	Garon/Karlsson	12,443
34	12/23	VAN	L	17-14-03	3-7	18,18,23	D. Sedin	0-1	4-5	27-30	Schneider/Garon	12,159
35	12/26	at CHI	L	17-15-03	1-4	16p	Sharp	1-4	3-5	27-25	Turco/Garon	21,492
36	12/27	MIN	SOW	18-15-03	4-3	16,51,17,25x	Wilson	0-0	7-7	22-40	Mason/Theodore	14,454
37	12/30	at TOR	W	19-15-03	3-2	20,20,18p	Umberger	1-2	0-1	32-22	Mason/Gustavsson	19,148
38	12/31	OTT	OTW	20-15-03	4-3	18,26,61,93	Voracek	0-4	3-3	23-38	Mason/Elliott	17,652
39	1/2	at NSH	L	20-16-03	1-4	18	Spaling	0-3	2-3	20-26	Rinne/Mason	14,593
40	1/4	at PHX	L	20-17-03	2-4	18,93p	Doan	1-2	4-4	28-33	Bryzgalov/Garon	8,222
41	1/7	at ANA	L	20-18-03	0-6	-	Selanne	0-3	1-4	27-29	Hiller/Mason	12,815
42	1/8	at LAK	L	20-19-03	4-6	11,61,51,61	Smyth	0-3	2-4	34-36	Quick/Garon	18,118
43	1/11	PHX	L	20-20-03	3-4	40,97,20p	Morris	1-5	4-4	40-28	Bryzgalov/Garon	11,109
44	1/14	DET	SOW	21-20-03	3-2	93,14p,50x	Vermette	1-5	3-3	32-28	Mason/MacDonald	18,684+
45	1/15	at DET	OTL	21-20-04	5-6	16,14,11,18p,61	Franzen	1-2	1-1	30-34	MacDonald/Mason	20,066
46	1/18	at TBL	SOL	21-20-05	2-3	18,16	Malone	0-4	3-4	30-22	Garon/Roloson	13,291
47	1/19	at FLA	OTW	22-20-05	3-2	51,50,18p	Umberger	1-3	4-4	38-31	Mason/Vokoun	11,629
48	1/22	at STL	W	23-20-05	5-2	50,40,17,61p,51	Murray	1-5	2-3	30-21	Mason/Halak	19,150
49	1/25	ANA	L	23-21-05	2-3	61p,16p	Blake	2-5	1-3	37-22	Hiller/Mason	11,700
50	2/1	CHI	L	23-22-05	4-7	15,16,26,11	Toews	0-5	3-4	33-27	Turco/Mason	12,568
51	2/4	at DET	W	24-22-05	3-0	50,40,17	Vermette	0-3	6-6	24-34	Mason/Howard	20,066
52	2/5	EDM	W	25-22-05	4-3	18,20,18,20	Huselius	0-3	5-5	34-26	Mason/Khabibulin	18,370
53	2/8	at PIT	W	26-22-05	4-1	61,26,93,50	Pahlsson	0-2	1-2	25-33	Mason/Fleury	18,147
54	2/9	SJS	L	26-23-05	2-3	20p,14p	Marleau	2-4	3-3	44-32	Niemi/Mason	11,906
55	2/11	COL	W	27-23-05	3-1	61,16,24	Brassard	0-2	1-1	32-32	Garon/Budaj	16,408
56	2/13	at DAL	W	28-23-05	2-1	11,61	Nash	0-2	5-6	39-30	Mason/Lehtonen	16,377
57	2/16	LAK	SOL	28-23-06	3-4	93,61,10	Stoll	0-2	3-3	24-29	Quick/Garon	12,442
58	2/18	at CHI	W	29-23-06	4-3	11,50p,24,6p	Stralman	2-4	3-3	36-40	Mason/Crawford	21,708
59	2/22	NSH	W	30-23-06	4-0	61,11p,50,61p	Nash	2-5	2-2	30-20	Mason/Rinne	12,475
60	2/25	PHX	W	31-23-06	5-3	18p,93p,11p,11,11	Calvert	3-9	5-5	34-28	Mason/Bryzgalov	16,771
61	2/27	at NSH	L	31-24-06	2-3	11p,10p	Legwand	2-5	1-2	27-28	Rinne/Garon	16,340
62	3/1	at VAN	SOL	31-24-07	1-2	8	Torres	0-4	3-3	31-26	Luongo/Mason	18,860
63	3/3	at EDM	L	31-25-07	2-4	35,8	Eberle	0-5	4-5	28-38	Dubnyk/Mason	16,839
64	3/4	at CGY	L	31-26-07	3-4	52,50,35	Glencross	0-3	5-7	40-28	Kiprusoff/Mason	19,289
65	3/7	at STL	SOL	31-26-08	4-5	93,11,51p,24	Steen	1-3	0-2	28-36	Bishop/Mason	19,150
66	3/9	STL	OTL	31-26-09	3-4	93,18p,24	Stewart	1-4	2-2	22-26	Halak/Garon	11,508
67	3/11	LAK	L	31-27-09	2-4	9,16	Kopitar	0-3	4-5	34-22	Bernier/Mason	15,605
68	3/12	at CAR	W	32-27-09	3-2	26s,24,24	MacKenzie	0-5	9-9	28-31	Mason/Ward	18,680
69	3/15	BOS	SOL	32-27-10	2-3	14,9	Seguin	0-6	1-1	36-29	Rask/Mason	12,282
70	3/17	DET	L	32-28-10	0-2	-	Miller	0-6	3-4	37-27	MacDonald/Mason	14,444
71	3/19	at MIN	OTW	33-28-10	5-4	61,10,35,61,50	Vermette	0-0	1-1	33-36	Garon/Backstrom	18,305
72	3/20	NJD	L	33-29-10	0-3	-	Clarkson	0-1	4-4	13-31	Brodeur/Mason	13,043
73	3/22	at COL	SOL	33-29-11	4-5	61,24s,18s,18	Hejduk	0-2	3-4	33-32	Elliott/Mason	12,301
74	3/24	at PHX	L	33-30-11	0-3	-	Rozsival	0-2	3-4	28-23	Bryzgalov/Garon	11,172
75	3/27	VAN	L	33-31-11	1-4	18	H. Sedin	0-5	2-4	40-24	Schneider/Garon	14,469
76	3/29	FLA	SOW	34-31-11	3-2	9,50,43x	Mayorov	0-3	2-3	32-31	Mason/Clemmensen	11,670
77	3/31	at WSH	OTL	34-31-12	3-4	50,51,9	Chimera	0-2	1-1	23-33	Newirth/Mason	18,398
78	4/1	CHI	SOL	34-31-13	3-4	43,16p,26	Stalberg	1-7	3-4	34-29	Crawford/Garon	16,217
79	4/3	STL	L	34-32-13	1-6	18p	Porter	1-2	1-2	24-33	Halak/Garon	13,538
80	4/5	at DAL	L	34-33-13	0-3	-	Ott	0-2	4-5	23-30	Lehtonen/Garon	16,012
81	4/8	at NSH	L	34-34-13	1-4	16	Halischuk	0-1	3-3	45-25	Rinne/Mason	17,113
82	4/9	BUF	L	34-35-13	4-5	15,40,20,20p	Gaustad	1-4	2-4	36-30	Enroth/Mason	18,717+

2009-10 FINAL STATISTICS

PLAYERS	POS	GP	TOI	G	A	P	+/-	PIM	PP	SH	GW	S	S%
Rick Nash	LW	76	20:56	33	34	67	-2	58	10	2	6	254	13.0
Antoine Vermette	C	82	20:08	27	38	65	2	32	6	2	1	156	17.3
Kristian Huselius	LW	74	18:23	23	40	63	-4	36	8	1	5	162	14.2
R.J. Umberger	LW	82	19:10	23	32	55	-16	40	8	1	4	221	10.4
Jakub Voracek	RW	81	15:37	16	34	50	-7	26	4	0	1	154	10.4
Derick Brassard	C	79	14:56	9	27	36	-17	48	4	0	0	125	7.2
Anton Stralman	D	73	20:29	6	28	34	-17	37	4	0	0	121	5.0
Fedor Tyutin	D	80	23:31	6	26	32	-7	49	3	0	2	149	4.0
*Raffi Torres	LW	60	13:34	19	12	31	-8	32	7	0	3	99	19.2
Kris Russell	D	70	18:35	7	15	22	3	32	0	0	1	108	6.5
*Jason Chimera	LW	39	14:46	8	9	17	-7	47	1	0	1	92	8.7
Samuel Pahlsson	C	79	16:16	3	13	16	-9	32	0	0	0	93	3.2
Derek Dorsett	RW	51	10:53	4	10	14	6	105	0	0	0	57	7.0
Jan Hejda	D	62	20:38	3	10	13	-14	36	1	0	0	63	4.8
Mike Commodore	D	57	19:00	2	9	11	-9	62	0	0	1	54	3.7
*Mathieu Roy	D	31	18:19	0	10	10	-2	17	0	0	0	32	0.0
Rostislav Klesla	D	26	20:06	2	6	8	-7	26	0	0	1	24	8.3
Marc Methot	D	60	19:31	2	6	8	-8	51	0	0	0	42	4.8
Andrew Murray	C	46	10:21	5	2	7	-6	6	0	0	0	73	6.8
Jared Boll	RW	68	7:12	4	3	7	-8	149	0	0	0	56	7.1
*Fredrik Modin	LW	24	14:40	2	4	6	-6	12	0	0	2	35	5.7
Chris Clark	RW	WSH	38	11:39	4	11	15	-4	27	0	1	59	6.8
		CBJ	36	12:06	3	2	5	-8	21	0	0	46	6.5
		TOT	74	11:52	7	13	20	-12	48	0	1	105	6.7
Mike Blunden	RW	40	8:06	2	2	4	3	59	0	0	0	40	5.0
Derek MacKenzie	C	18	8:41	1	3	4	3	0	0	0	0	14	7.1
Grant Clitsome	D	11	14:44	1	2	3	0	6	0	0	0	7	14.3
*Milan Jurcina	D	WSH	27	17:26	0	4	4	0	14	0	0	32	0.0
		CBJ	17	18:01	1	2	3	2	10	0	1	17	5.9
		TOT	44	17:40	1	6	7	2	24	0	1	49	2.0
Nikita Filatov	LW	13	8:06	2	0	2	0	8	0	0	1	11	18.2
Tomas Kana	C	6	8:40	0	2	2	2	2	0	0	0	4	0.0
Steve Mason	G	58	0:00	0	2	2	0	2	0	0	0	0	0.0
Chad Kolarik	C	2	6:29	0	0	0	-1	0	0	0	0	2	0.0
*Alexandre Picard	LW	9	7:13	0	0	0	-3	10	0	0	0	12	0.0
Tom Sestito	LW	3	5:33	0	0	0	0	7	0	0	0	0	0.0
Trevor Frischmon	C	3	6:06	0	0	0	0	4	0	0	0	1	0.0
Nathan Paetsch	D	BUF	11	9:39	1	1	2	2	6	0	0	9	11.1
		CBJ	10	11:14	0	0	0	-5	6	0	0	8	0.0
		TOT	21	10:24	1	1	2	-3	12	0	0	17	5.9
Maksim Mayorov	LW	4	7:40	0	0	0	-1	0	0	0	0	4	0.0
Greg Moore	C	4	5:54	0	0	0	0	0	0	0	0	2	0.0
Mathieu Garon	G	35	0:00	0	0	0	0	2	0	0	0	0	0.0
TOTALS		82		214	383	597		1070	56	6	30	2338	9.2

GOALTENDERS	GP	MIN	W	L	OT	SO	GA	SA	SV	GAA	SV%
Steve Mason	58	3,201	20	26	9	5	163	1653	1490	3.06	.901
Mathieu Garon	35	1,771	12	9	6	2	83	858	775	2.81	.903
TOTALS	82	4,972	32	35	15	7	246	2511	2265	2.97	.902

*Traded Player

2009-10 SEASON NOTES

- Completed ninth NHL season with a 32-35-15 record (79 pts.), finishing fifth in the Central Division, 14th in the Western Conference and 27th in the NHL.
- Began the season with a 12-6-2 mark but went 2-11-5 from Dec. 1 through Jan. 5 before rebounding to go 17-15-6 over the final 38 games of the campaign.
- Scored 214 goals in 82 games, averaging 2.61 goals per game, which was the third-highest total in franchise history. The club scored a club-record 56 power play goals (on 308 attempts), converting 18.2 percent of its chances with the man advantage.
- The Blue Jackets had a club-record five players record 50 or more points – Rick Nash (67), Antoine Vermette (65), Kristian Huselius (63), R.J. Umberger (55) and Jakub Voracek (50).
- Left wing Rick Nash tallied 33-34-67 in 76 games to lead the club in goals for the sixth-straight season and points for the third straight year. He also helped Canada capture the gold medal at the 2010 Olympic Games held in Vancouver, British Columbia.
- Center Antoine Vermette and left wing R.J. Umberger were the only Jackets to play in all 82 games and each set career highs for points in a season. Vermette tallied 27-38-65 to surpass the 24-29-53 he collected in 81 games with Ottawa in 2007-08. Umberger notched 23-32-55, which topped his previous career best of 13-37-50 in 74 games with Philadelphia in 2007-08.
- At 20 years, 8 months at season's end, right wing Jakub Voracek became the second-youngest player in Blue Jackets history to record 50 points in a season as he tallied 16-34-50 in 80 games. The only CBJ player who hit the 50-point mark at a younger age was Rick Nash with 41-16-57 in 80 games in 2003-04 (19 years, 10 months).

GM	DATE	OPPONENT	RESULT	RECORD	SCORE	CBJ GOAL SCORERS	GWG	PP	PK	SF-SA	W/L GOALIE	ATTN.
1	10/3	MIN	W	01-00-00	2-1	18s, 97	Klesla	0-3	3-4	39-33	Mason/Backstrom	18,159+
2	10/5	at VAN	W	02-00-00	5-3	50,20,97,28,14p	Filatov	1-3	3-3	24-43	Mason/Luongo	18,810
3	10/8	at SJS	L	02-01-00	3-6	61, 25, 14xp	Heatley	1-3	4-4	27-28	Nabokov/Mason	17,562
4	10/10	at PHX	W	03-01-00	2-0	61,18	Nash	0-2	7-7	19-36	Garon/Bryzgalov	17,532
5	10/13	CGY	W	04-01-00	2-1	6p,20	Huselius	1-4	1-1	33-23	Mason/Kiprusoff	13,280
6	10/17	LAK	W	05-01-00	4-1	25,14p,61s,93p	Torres	2-6	5-5	24-28	Mason/Quick	15,251
7	10/20	at CGY	L	05-02-00	3-6	61s, 16p, 93p	Phaneuf	2-7	5-5	30-22	Kiprusoff/Mason	19,289
8	10/22	at EDM	L	05-03-00	4-6	20,14p,20,25	Visnovsky	1-4	4-7	32-32	Khabibulin/Garon	16,839
9	10/24	at ANA	W	06-03-00	6-4	50,61,93,93,51,61	Tyutin	0-2	2-2	37-36	Mason/Giguere	14,468
10	10/25	at LAK	L	06-04-00	2-6	50,20p	Stoll	1-4	2-4	27-25	Quick/Mason	15,820
11	10/28	PHX	L	06-05-00	1-4	16p	Vandermeer	1-6	3-6	32-23	LaBarbera/Mason	13,184
12	10/30	PIT	SOL	06-05-01	3-4	61p,61,15	Crosby	1-7	5-5	32-32	Johnson/Mason	19,136+
13	11/1	at WSH	OTW	07-05-01	5-4	61,18p,14,14,18p	Umberger	2-6	4-5	32-36	Mason/Theodore	18,277
14	11/4	SJS	SOL	07-05-02	2-3	25, 61p	Boyle	1-1	1-2	28-38	Nabokov/Mason	13,401
15	11/5	at ATL	W	08-05-02	4-3	93,16,14,14	Torres	0-2	6-8	21-35	Garon/Pavelec	10,878
16	11/7	CAR	W	09-05-02	3-2	28,40,61	Nash	0-3	5-5	26-26	Mason/Leighton	14,850
17	11/11	DET	L	09-06-02	1-9	61	Datsyuk	0-2	2-4	26-39	Howard/Mason	15,304
18	11/13	ANA	SOW	10-06-02	3-2	61,20,20x	Huselius	1-4	5-5	29-34	Garon/Giguere	15,577
19	11/16	EDM	SOW	11-06-02	3-2	6p,50p,93x	Voracek	2-4	3-5	32-25	Garon/Khabibuli	13,030
20	11/19	at DAL	W	12-06-02	4-1	61p,20s,20p,14p	Huselius	3-7	4-4	28-26	Mason/Turco	16,155
21	11/21	at NSH	SOL	12-06-03	3-4	18,18,6p	Legwand	1-3	6-8	29-48	Rinne/Pekka	13,790
22	11/23	at NYR	L	12-07-03	4-7	24,40,20,93	Avery	0-1	3-4	30-33	Lundqvist/Garon	18,200
23	11/24	at MTL	L	12-08-03	3-5	50,6p,50p	Bergeron	3-6	4-8	36-29	Price/Garon	21,273
24	11/26	at OTT	L	12-09-03	1-2	20p	Foligno	1-6	3-4	33-36	Elliot/Mason	19,244
25	11/28	CGY	SOL	12-09-04	4-3	61p,3,40	Lundmark	1-2	2-3	32-32	McElhinny/Mason	17,772
26	11/30	STL	W	13-09-04	5-2	10,18,18,50,18	Umberger	0-5	3-4	27-29	Mason/Mason	12,391
27	12/1	at CHI	SOL	13-09-05	3-5	50,26,10	Seabrook	0-3	2-4	23-26	Huet/Mason	20,363
28	12/3	TOR	L	13-10-05	3-6	20p,25,8p	Kessel	2-5	3-3	36-25	MacDonald/Mason	13,825
29	12/5	COL	L	13-11-05	2-3	25,93	Stewart	0-3	5-5	31-19	Budaj/Mason	14,909
30	12/9	FLA	W	14-11-05	3-0	25,16,26	Chimera	0-2	3-3	32-32	Mason/Vokoun	12,800
31	12/10	at NSH	SOL	14-11-06	3-4	10,14p,61	Sullivan	1-2	3-3	31-39	Rinne/Garon	14,601
32	12/12	ANA	L	14-12-06	1-3	18	Ryan	0-4	1-2	36-25	Hiller/Mason	14,461
33	12/14	NSH	L	14-13-06	3-5	50p,93p,18	Sullivan	2-8	4-4	31-32	Ellis/Mason	12,856
34	12/15	at MIN	L	14-14-06	1-2	61	Zidlicky	0-1	1-1	22-23	Backstrom/Mason	18,086
35	12/17	PHX	SOL	14-14-07	1-2	61p	Lang	1-6	2-2	39-27	LaBarbera/Garon	13,363
36	12/19	at COL	L	14-15-07	2-5	18p,25p	Wolski	2-3	3-5	30-31	Anderson/Mason	11,782
37	12/21	at PHX	L	14-16-07	2-5	16,50	Doan	0-2	6-7	27-23	Bryzgalov/Garon	9,348
38	12/23	at DAL	L	14-17-07	1-3	61	Neal	0-4	4-4	34-28	Auld/Mason	16,532
39	12/26	at DET	L	14-18-07	1-2	50	Bertuzzi	0-4	4-5	29-27	Howard/Garon	20,066
40	12/28	DET	OTW	15-18-07	1-0	33	Modin	0-3	4-4	40-34	Mason/Howard	18,421+
41	12/29	at NYI	SOL	15-18-08	1-2	18	Schremp	0-3	4-4	42-25	Roloson/Mason	12,122
42	12/31	NSH	OTL	15-18-09	1-2	14	Legwand	0-1	2-2	32-29	Ellis/Garon	18,291+
43	1/2	COL	L	15-19-09	2-3	20p,16	Galiardi	1-3	4-5	28-37	Anderson/Mason	17,371
44	1/5	at VAN	L	15-20-09	3-7	18,20,10	H. Sedin	0-5	2-3	32-24	Luongo/Mason	18,810
45	1/7	at EDM	W	16-20-09	4-2	18,50,20p,8	Huselius	1-3	4-4	29-26	Garon/Dubnyk	16,839
46	1/8	at CGY	W	17-20-09	3-2	14,18,50	Vermette	0-2	3-3	22-22	Garon/McElhinny	19,289
47	1/10	DAL	W	18-20-09	2-0	14,50	Torres	1-5	5-5	41-26	Garon/Turco	14,501
48	1/12	at STL	L	18-21-09	1-4	51p	Steen	1-5	2-3	27-23	Mason/Garon	17,900
49	1/14	at CHI	L	18-22-09	0-3	-	Campbell	0-2	2-2	24-36	Huet/Garon	21,884
50	1/16	CHI	L	18-23-09	5-6	20,61,10,61,14	Toews	0-4	1-3	26-31	Huet/Garon	18,738+
51	1/18	STL	W	19-23-09	4-2	14,14,61p,11	Nash	1-4	3-4	30-32	Garon/Mason	14,505
52	1/19	at PHI	L	19-24-09	3-5	18p,18,61p	Pronger	2-3	4-5	28-37	Emery/Garon	19,126
53	1/21	at BOS	W	20-24-09	3-2	11,50,18p	Umberger	1-4	2-2	25-34	Mason/Rask	17,565
54	1/23	at MIN	L	20-25-09	2-4	61,50	Belanger	0-2	5-5	24-28	Backstrom/Mason	18,173
55	1/26	NSH	W	21-25-09	3-2	16,20p,33	Modin	1-4	4-4	17-31	Mason/Rinne	13,775
56	1/28	LAK	L	21-26-09	1-4	50	Kopitar	0-3	2-3	30-18	Mason/Quick	13,709
57	1/30	at STL	W	22-26-09	3-2	15,51p,10	Russell	1-5	2-4	19-27	Garon/Mason	19,150
58	2/2	at COL	L	22-27-09	1-5	50s	Yip	0-4	1-1	21-26	Garon/Anderson	11,213
59	2/4	DAL	W	23-27-09	2-1	6,18	Umberger	0-0	3-3	26-23	Mason/Turco	14,028
60	2/6	BUF	W	24-27-09	4-0	23,61p,6,14p	Jurcina	2-6	5-5	25-28	Mason/Lalime	18,576+
61	2/10	SJS	W	25-27-09	3-0	61,93,50	Nash	0-4	3-3	21-40	Mason/Greiss	15,234
62	2/12	VAN	L	25-28-09	3-4	61,40,14	Samuelsson	0-2	4-5	35-35	Raycroft/Mason	16,564
63	2/14	CHI	SOL	25-28-10	4-5	20,14,61p,51	Brouwer	1-6	4-5	26-37	Niemi/Garon	17,673
64	3/2	VAN	OTL	25-28-11	3-4	17,50,15	Ehrhoff	0-6	3-4	30-31	Raycroft/Mason	14,513
65	3/6	at SJS	L	25-29-11	1-2	17	Pavelski	0-4	7-8	22-44	Nabokov/Mason	17,562
66	3/8	at LAK	L	25-30-11	0-6	-	Simmonds	0-4	3-6	35-11	Mason/Quick	17,524
67	3/9	at ANA	W	26-30-11	5-2	15,93p,51,50p,16p	Tyutin	3-6	7-7	29-38	Garon/Hiller	13,700
68	3/11	ATL	W	27-30-11	2-1	18p,20	Huselius	1-4	2-2	21-29	Garon/Hedberg	13,459
69	3/13	STL	L	27-31-11	1-5	93	Backes	0-6	2-4	25-36	Mason/Mason	16,453
70	3/15	EDM	W	28-31-11	5-3	93,11,3,20,50	Huselius	0-2	4-4	29-32	Mason/Dubnyk	13,603
71	3/19	MIN	W	29-31-11	4-2	20,10,61,61	Nash	0-3	5-5	32-20	Garon/Harding	16,419
72	3/20	at NSH	OTL	29-31-12	0-1	-	Franson	0-3	3-3	33-31	Rinne/Mason	16,363
73	3/23	at NJD	L	29-32-12	3-6	50,93,20	Zajec	0-3	3-6	22-30	Brodeur/Mason	14,202
74	3/25	CHI	W	30-32-12	8-3	22,20,20,93ps,50,17,50p,12	Voracek	1-2	4-5	32-41	Mason/Huet	14,573
75	3/27	NYI	OTL	30-32-13	3-4	18p,61,44	Bailey	1-4	0-0	37-28	Roloson/Garon	16,972
76	3/28	at CHI	W	31-32-13	4-2	17,93,22,93	Commodore	0-4	4-4	20-35	Mason/Niemi	22,043
77	3/30	TBL	W	32-32-13	3-2	61,51,61p	Nash	1-6	3-4	25-18	Mason/Niittymaki	15,760
78	4/1	at DET	L	32-33-13	2-3	17,18p	Bertuzzi	1-2	2-3	22-32	Howard/Mason	19,259
79	4/3	WSH	L	32-34-13	2-3	50s,50	Green	0-3	5-6	36-27	Theodore/Mason	16,957
80	4/5	at STL	OTL	32-34-14	1-2	16p	Johnson	1-6	5-6	28-34	Mason/Garon	17,601
81	4/7	at DET	L	32-35-14	3-4	18,26,12	Cleary	0-1	3-5	24-35	Howard/Mason	20,066
82	4/9	DET	SOL	32-35-15	0-1	-	Bertuzzi	0-4	4-4	22-45	Howard/Mason	18,512+

2008-09 FINAL STATISTICS

PLAYER	POS	GP	TOI	G	A	P	+/-	PIM	PP	SH	GW	S	S%
Rick Nash	LW	78	21:09	40	39	79	11	52	6	5	5	263	15.2
Kristian Huselius	LW	74	19:31	21	35	56	1	44	5	0	2	212	9.9
Jason Williams	C	ATL	41	16:04	7	11	18	-9	8	4	0	79	8.9
		CBJ	39	15:37	12	17	29	5	16	3	0	74	16.2
		TOT	80	15:51	19	28	47	-4	24	7	0	153	12.4
R.J. Umberger	C	82	18:46	26	20	46	-10	53	9	0	2	234	11.1
Antoine Vermette	C	OTT	62	18:03	9	19	28	-12	42	2	0	141	6.4
		CBJ	17	19:29	7	6	13	5	8	1	1	33	21.2
		TOT	79	18:21	16	25	41	-7	50	3	1	174	9.2
Jakub Voracek	RW	80	12:39	9	29	38	11	44	0	0	1	101	8.9
Manny Malhotra	C	77	18:00	11	24	35	9	28	0	0	3	116	9.5
Fedor Tyutin	D	82	23:30	9	25	34	1	81	5	1	0	167	5.4
Derick Brassard	C	31	14:25	10	15	25	12	17	3	0	1	59	16.9
Fredrik Modin	LW	50	16:52	9	16	25	2	28	2	0	0	113	8.0
Mike Commodore	D	81	22:53	5	19	24	11	100	0	0	0	103	4.9
Jason Chimera	LW	49	16:14	8	14	22	8	41	1	0	1	115	7.0
Michael Peca	C	71	14:06	4	18	22	-6	58	0	0	2	74	5.4
Jan Hejda	D	82	22:22	3	18	21	23	38	0	0	1	66	4.5
Kris Russell	D	66	16:07	2	19	21	-10	28	1	0	1	86	2.3
Raffi Torres	LW	51	12:05	12	8	20	-4	23	2	0	6	74	16.2
Marc Methot	D	66	17:57	4	13	17	7	55	0	0	0	58	6.9
Jared Boll	RW	75	8:53	4	10	14	-6	180	1	0	0	73	5.5
Andrew Murray	C	67	11:16	8	3	11	-6	10	1	0	3	89	9.0
Rostislav Klesla	D	34	20:58	1	8	9	2	38	0	0	0	30	3.3
Jiri Novotny	C	42	13:20	4	3	7	4	14	0	1	0	56	7.1
Christian Backman	D	56	15:39	2	5	7	5	32	1	0	1	54	3.7
Derek Dorsett	RW	52	8:53	4	1	5	-1	150	0	0	1	59	6.8
Nikita Filatov	LW	8	8:07	4	0	4	3	0	0	0	1	10	40.0
Chris Gratton	C	TB	18	10:47	0	2	2	-3	10	0	0	16	0.0
		CBJ	6	9:45	0	1	1	2	2	0	0	4	0.0
		TOT	24	10:32	0	3	3	-1	12	0	0	20	0.0
Craig MacDonald	C	8	10:39	1	1	2	1	0	0	0	1	6	16.7
Ole-Kristian Tollefsen	D	19	10:20	0	1	1	-4	37	0	0	0	12	0.0
Alexandre Picard	LW	15	6:53	0	1	1	-1	26	0	0	0	10	0.0
Aaron Rome	D	8	15:28	0	1	1	1	0	0	0	0	7	0.0
*Clay Wilson	D	5	9:26	0	1	1	-2	0	0	0	0	9	0.0
Derek MacKenzie	C	1	7:15	0	0	0	-1	2	0	0	0	1	0.0
Maksim Mayorov	RW	3	5:44	0	0	0	0	0	0	0	0	1	0.0
Michael York	LW	1	13:15	0	0	0	0	0	0	0	0	1	0.0
TOTALS		82		220	371	591		1205	41	8	35	2370	9.3

GOALTENDERS	GP	MIN	W	L	OT	SO	GA	SA	SV	GAA	SV%
Steve Mason	61	3,664	33	20	7	10	140	1,658	1,518	2.29	.916
*Pascal LeClaire	12	674	4	6	1	0	43	324	281	3.83	.867
Fredrik Norrena	8	323	1	3	2	0	17	133	116	3.16	.872
Dan LaCosta	3	156	2	0	0	1	4	80	76	1.54	.950
Wade Dubielewicz	3	169	1	2	0	0	10	77	67	3.55	.870
TOTALS	82	4,986	41	31	10	11	214	2,272	2,058	2.58	.906

*Traded Player

2008-09 SEASON NOTES

- Completed their eighth NHL season with a 41-31-10 record (92 pts.), finishing fourth in the Central Division, seventh in the Western Conference and 16th in the NHL, setting franchise records for wins and points in a season.
- After beginning the season 3-6-0 through Oct. 27, went 38-25-10 and posted winning months in five consecutive months – Nov.: 6-4-3; Dec.: 7-6-1; Jan.: 7-5-1; Feb.: 7-4-1 and Mar.: 9-4-2.
- Compiled franchise-best records at home (25-13-3, 53 pts.) and on the road (16-18-7, 39 pts.).
- Went 13-3-2 vs. Eastern Conference teams, which was the best record among all Western Conference clubs.
- Left wing Rick Nash tallied 40-39-79 in 78 games, leading the club in goals for the fifth-straight season and points for the second year in a row and setting a club record with 24 multi-point games. He collected two hat tricks – Jan. 27 vs. Detroit and Mar. 7 at Detroit in which he became the first player to score three unassisted goals since 1948 (Montreal's Maurice Richard). He notched 1-2-3 at the All-Star Game on Jan. 25 and won the NHL Foundation Player Award for his efforts in the community.
- Goaltender Steve Mason went 33-20-7 with a 2.29 GAA, .916 SV% and 10 SO in 61 games to earn the Calder Memorial Trophy as the NHL's top rookie, Second Team NHL All-Star and All-Rookie Team honors. His 10 shutouts led the NHL, set a franchise record and were the most by a rookie since 1969-70 (Chicago's Tony Esposito, NHL record 15).
- Right wing Jakub Voracek tallied 9-29-38 (one point shy of club rookie points record), +11 in 80 games and ranked second among NHL rookies in assists, eighth-T in plus/minus and 10th in points, while center Derick Brassard was leading all NHL rookies in scoring with 10-15-25 and was +12 in 31 games when he suffered a season-ending injury at Dallas on Dec. 18.

GM	DATE	OPPONENT	RESULT	RECORD	SCORE	CBJ GOAL SCORERS	GWG	PP	PK	SF-SA	W/L GOALIE	ATTN.
1	10/10	at DAL	OTW	01-00-00	5-4	93,20,17,16,61	Nash	0-3	6-7	27-31	Leclaire/Turco	18,532
2	10/11	at PHX	L	01-01-00	1-3	16p	Mueller	1-4	5-7	29-30	Bryzgalov/Leclaire	17,125
3	10/14	at SJS	L	01-02-00	2-5	20p,5p	Marleau	2-6	1-2	33-25	Nabokov/Leclaire	17,496
4	10/17	NSH	W	02-02-00	5-3	61,28,93,61p,25p	Nash	2-4	5-5	28-30	Leclaire/Ellis	17,930
5	10/18	at NSH	L	02-03-00	3-6	25,3,61	Erat	0-4	4-4	26-30	Ellis/Norraena	13,259
6	10/21	VAN	W	03-03-00	4-2	25,20p,15,61	Dorsett	1-4	3-4	32-25	Leclaire/Luongo	12,057
7	10/24	NYR	L	03-04-00	1-3	93	Dubinsky	0-6	6-7	26-32	Lundqvist/Leclaire	14,724
8	10/25	at MIN	L	03-05-00	1-2	97	Nolan	0-2	4-4	26-23	Backstrom/Norraena	18,568
9	10/27	ANA	L	03-06-00	2-3	12s,16	Selanne	0-6	4-5	32-24	Giguere/Norraena	10,494
10	10/30	at COL	W	04-06-00	4-2	16,25,17,8	Murray	0-0	2-4	32-17	Norraena/Raycroft	14,945
11	11/1	CHI	SOL	04-06-01	3-4	18p,51s,20	Toews	1-10	2-4	51-24	Huet/Norraena	14,680
12	11/3	at NYI	OTL	04-06-02	3-4	3,18p,18	Campoli	1-7	2-2	34-29	MacDonald/Norraena	10,184
13	11/5	EDM	W	05-06-02	5-4	20p,16,18,33,27	Malhotra	1-6	4-5	38-26	Mason/Roloson	11,228
14	11/7	MTL	W	06-06-02	4-3	18,3,33,20x	Huselius	0-8	5-7	28-37	Mason/Halak	14,603
15	11/8	CGY	W	07-06-02	3-1	25,16,27	Brassard	0-7	5-6	28-23	Mason/McElhinney	14,088
16	11/12	PHX	L	07-07-02	2-5	61p,16	Porter	1-4	5-5	33-30	Bryzgalov/Mason	11,350
17	11/14	at BUF	W	08-07-02	6-1	18,19,16,27,18,61	Peca	0-2	7-8	25-37	Leclaire/Lalime	18,690
18	11/15	at MIN	SOL	08-07-03	2-3	20,61	Zidlicky	0-1	2-3	26-30	Backstrom/Mason	18,568
19	11/18	EDM	L	08-08-03	2-7	20,61p	Pouliot	1-7	1-3	39-19	Roloson/Leclaire	12,689
20	11/22	at ATL	W	09-08-03	2-0	61,18	Nash	0-3	2-2	31-15	Mason/Pavelec	15,561
21	11/26	PHX	L	09-09-03	2-3	20,25	Tikhonov	0-8	5-6	40-25	Tellqvist/Mason	14,569
22	11/28	at DET	L	09-10-03	3-5	91,51,51	Hossa	0-6	3-5	16-35	Osgood/Leclaire	20,066
23	11/29	WSH	W	10-10-03	3-0	14,61,61s	Torres	0-3	5-5	31-26	Mason/Johnson	17,448
24	12/1	VAN	W	11-10-03	3-2	33p,17,20	Huselius	1-8	2-4	29-32	Mason/Schneider	13,299
25	12/4	at SJS	L	11-11-03	2-3	61,33	Thornton	0-2	4-6	31-22	Nabokov/Mason	17,496
26	12/6	at LAK	L	11-12-03	0-3	-	Simmonds	0-4	2-2	23-18	LaBarbera/Mason	15,935
27	12/7	at ANA	L	11-13-03	3-5	16p,10,33	Ryan	1-6	3-3	32-34	Giguere/Mason	16,214
28	12/11	NSH	SOW	12-13-03	2-1	22, 93x	Voracek	0-4	3-3	36-26	Mason/Ellis	13,484
29	12/13	NYI	W	13-13-03	3-1	33p,25,17	Chimera	1-2	3-3	35-25	Mason/MacDonald	15,443
30	12/14	at CHI	L	13-14-03	1-3	33	Havlat	0-1	2-3	32-31	Huet/Mac	21,379
31	12/17	SJS	OTW	14-14-03	2-1	19,18	Umberger	0-3	5-5	32-48	Mason/Nabokov	13,884
32	12/18	at DAL	SOL	14-14-04	5-6	61,16p,18,20,61	Richards	1-4	2-4	28-17	Turco/Leclaire	16,281
33	12/20	at PHX	L	14-15-04	0-2	-	Reinprecht	0-2	3-3	33-24	Bryzgalov/Mason	16,125
34	12/23	LAK	L	14-16-04	0-3	-	Ivanans	0-5	3-3	24-42	Quick/Mason	15,145
35	12/27	PHI	W	15-16-04	3-0	8,17p,27	Hejda	1-6	3-3	33-20	Mason/Niittymaki	18,402+
36	12/29	at LAK	W	16-16-04	2-0	10p,61	Russell	1-3	4-4	25-24	Mason/Quick	18,118
37	12/31	at ANA	W	17-16-04	2-0	11,19	MacDonald	0-4	5-5	29-27	Mason/Giguere	16,758
38	1/2	at COL	W	18-16-04	6-1	20,61ps,20,22,93,18p	Nash	1-4	6-6	30-24	Mason/Budaj	14,482
39	1/3	at STL	L	18-17-04	2-5	22,33	Tkachuk	0-5	5-9	22-27	Legace/Mason	19,150
40	1/6	at DET	L	18-18-04	0-3	-	Datsyuk	0-3	2-4	23-40	Conklin/Mason	19,717
41	1/9	at WSH	W	19-18-04	3-0	18,51p,40p	Umberger	2-7	6-6	23-45	Mason/Theodore	18,277
42	1/10	MIN	W	20-18-04	4-2	28,15,28,28	Filatov	0-2	2-3	32-23	Mason/Harding	16,605
43	1/13	COL	W	21-18-04	4-3	93,18p,20,19	Peca	1-4	3-4	27-26	Mason/Raycroft	15,343
44	1/16	NJD	L	21-19-04	1-2	27	Madden	0-3	0-1	27-28	Weekes/Mason	17,738
45	1/18	at VAN	SOW	22-19-04	6-5	27,29p,61,22,14,29x	Williams	1-2	3-4	28-30	Mason/Luongo	18,630
46	1/20	at EDM	L	22-20-04	3-4	40,3,29	Hemsky	0-2	1-2	23-22	Roloson/Mason	16,839
47	1/21	at CGY	SOL	22-20-05	4-5	18,18p,93,61s	Bertuzzi	1-5	5-6	33-31	Kiprusoff/Mason	19,289
48	1/27	DET	OTW	23-20-05	3-2	61s,61p,61	Nash	1-3	1-2	23-23	Mason/Osgood	16,348
49	1/30	OTT	W	24-20-05	1-0	93	Voracek	0-6	5-5	25-18	Mason/Auld	17,080
50	1/31	DAL	L	24-21-05	3-7	20,51p,40	Neal	1-4	3-3	38-31	Turco/Dubielewicz	18,049
51	2/3	STL	L	24-22-05	2-4	18p,51	Boyes	1-5	4-4	35-22	Mason/Mason	13,560
52	2/6	at PIT	L	24-23-05	1-4	51p	Sykora	1-5	0-1	34-25	Fleury/Dubielewicz	17,050
53	2/7	SJS	OTW	25-23-05	2-3	29,61,5	Backman	0-1	4-5	20-30	LaCosta/Nabokov	18,144+
54	2/10	COL	W	26-23-05	3-0	17,29,33	Murray	0-2	3-3	30-31	LaCosta/Budaj	14,506
55	2/13	DET	W	27-23-05	3-2	14,25,29	Williams	0-4	4-4	25-34	Mason/Osgood	18,802+
56	2/14	at CAR	W	28-23-05	5-1	22,20p,18p,27,20	Huselius	2-4	3-3	20-27	Mason/Ward	18,680
57	2/16	DAL	SOL	28-23-06	2-3	18p,18	Neal	1-6	3-3	43-22	Turco/Mason	15,006
58	2/18	STL	W	29-23-06	4-3	51p,27,61,17	Murray	1-3	4-5	21-24	Mason/Mason	14,305
59	2/19	at TOR	SOW	30-23-06	4-3	61,18,20,61x	Nash	0-2	4-5	34-35	Mason/Pogge	19,179
60	2/21	ANA	L	30-24-06	2-5	61p,20p	Perry	2-8	1-2	28-13	Giguere/Mason	18,628+
61	2/24	at CGY	L	30-25-06	1-4	18	Phaneuf	0-4	1-2	29-28	Kiprusoff/Mason	19,289
62	2/26	at EDM	W	31-25-06	1-0	14	Torres	0-4	2-2	32-19	Mason/Roloson	16,839
63	3/1	at VAN	L	31-26-06	1-3	61	Kesler	0-5	4-5	20-30	Luongo/Mason	18,630
64	3/3	LAK	W	32-26-06	5-4	93,14p,27,12,27	Malhotra	1-1	2-3	25-26	Mason/Quick	15,049
65	3/5	at NSH	L	32-27-06	2-4	29,61	Sullivan	0-3	2-2	33-23	Rinne/Mason	13,064
66	3/7	at DET	W	33-27-06	8-2	14,18,29,61s,61,18,17,61	Williams	1-2	6-6	28-46	Mason/Osgood	20,066
67	3/10	BOS	W	34-27-06	2-0	14p,61	Torres	1-3	3-3	34-35	Mason/Thomas	16,675
68	3/12	PIT	SOW	35-27-06	4-3	20,29,50,20x	Huselius	0-6	3-4	28-41	Mason/Fleury	19,167+
69	3/13	at CHI	W	36-27-06	5-3	50,20,50p,14,61s	Torres	1-2	4-6	22-30	Dubielewicz/Huet	22,176
70	3/15	DET	L	36-28-06	0-4	-	Hossa	0-4	4-5	23-30	Osgood/Mason	18,685+
71	3/18	CHI	OTW	37-28-06	4-3	18,15,61,50	Vermette	0-5	6-7	28-27	Mason/Huet	15,190
72	3/21	at FLA	W	38-28-06	3-1	14,14,50	Torres	0-1	3-3	27-23	Mason/Vokoun	17,032
73	3/24	at TBL	OTL	38-28-07	1-2	8	St. Louis	0-3	0-1	34-17	McKenna/Mason	14,454
74	3/26	CGY	W	39-28-07	5-0	27,29p,14,18,29p	Malhotra	2-5	7-7	36-33	Mason/Kiprusoff	16,327
75	3/28	at STL	SOL	39-28-08	3-4	50s,20,61	Perron	0-3	5-7	27-28	Mason/Mason	19,250
76	3/29	STL	L	39-29-08	2-5	51p,61	Perron	1-4	5-6	28-27	Mason/Mason	17,095
77	3/31	NSH	W	40-29-08	2-1	18,14	Torres	0-2	2-2	33-22	Mason/Rinne	14,495
78	4/4	at NSH	SOL	40-29-09	4-5	61,12,61p,29	Koistinen	1-3	6-7	23-33	Rinne/Mason	16,750
79	4/5	CHI	OTL	40-29-10	0-1	-	Versteeg	0-3	3-3	20-25	Khabibulin/Mason	15,957
80	4/8	at CHI	SOW	41-29-10	4-3	50,29,61,51x	Tyutin	0-1	2-3	22-27	Mason/Khabibulin	21,536
81	4/10	at STL	L	41-30-10	1-3	12	Tkachuk	0-0	4-6	17-25	Mason/Mason	19,250
82	4/11	MIN	L	41-31-10	3-6	61,40,15	Gaborik	0-3	5-6	28-28	Harding/Mason	19,013

2007-08 FINAL STATISTICS

PLAYER	POS	GP	TOI	G	A	P	+/-	PIM	PP	SH	GW	S	S%
Rick Nash	LW	80	20:29	38	31	69	2	95	10	4	6	329	11.6
Nikolai Zherdev	RW	82	19:22	26	35	61	-9	34	7	0	3	254	10.2
Michael Peca	C	65	18:34	8	26	34	-1	64	3	0	3	86	9.3
Ron Hainsey	D	78	22:33	8	24	32	-7	25	8	0	0	161	5.0
Jason Chimera	LW	81	17:29	14	17	31	-5	98	1	1	3	198	7.1
Manny Malhotra	C	71	16:27	11	18	29	-3	34	2	0	2	112	9.8
*Sergei Fedorov	C	50	17:27	9	19	28	-3	30	5	0	1	94	9.6
David Vyborny	RW	66	15:29	7	19	26	-8	34	2	0	0	106	6.6
Dan Fritsche	C	69	12:20	10	12	22	2	22	1	1	4	109	9.2
Jiri Novotny	C	65	17:43	8	14	22	-10	24	1	0	0	91	8.8
Rostislav Klesla	D	82	23:12	6	12	18	7	60	3	0	1	130	4.6
*Adam Foote	D	63	24:01	1	14	15	3	95	0	1	0	57	1.8
Dick Tarnstrom	D	29	19:35	1	4	5	-6	40	0	0	0	22	4.5
	CBJ	19	19:03	2	7	9	-5	12	1	0	0	22	9.1
	TOT	48	19:22	3	11	14	-11	52	1	0	0	44	6.8
Jan Hejda	D	81	21:07	0	13	13	20	61	0	0	0	71	0.0
Fredrik Modin	LW	23	16:50	6	6	12	1	20	2	0	1	41	14.6
*Curtis Glencross	LW	36	12:07	6	6	12	3	25	1	0	1	63	9.5
Andrew Murray	C	39	11:42	6	4	10	0	12	0	0	0	45	13.3
Jared Boll	RW	75	8:00	5	5	10	-4	226	0	0	3	63	7.9
Kris Russell	D	67	14:47	2	8	10	-12	14	1	0	1	90	2.2
Gilbert Brule	C	61	9:53	1	8	9	-4	24	0	0	1	74	1.4
Kris Beech	C	16	12:59	5	4	9	3	2	2	0	0	24	20.8
Joakim Lindstrom	C	25	9:26	3	4	7	0	14	2	0	1	25	12.0
Ole-Kristian Tollefsen	D	51	12:18	2	2	4	-3	111	0	1	0	21	9.5
Duvie Westcott	D	23	16:25	1	3	4	-10	30	1	0	0	27	3.7
Derek MacKenzie	C	17	7:46	2	0	2	-2	8	0	0	0	19	10.5
Pascal Leclaire	G	54	55:19	0	2	2	0	2	0	0	0	0	0.0
Aaron Rome	D	17	18:10	1	1	2	-4	33	0	0	0	15	6.7
Clay Wilson	D	7	16:55	1	1	2	3	2	0	0	0	12	8.3
Derick Brassard	C	17	9:03	1	1	2	-4	6	0	0	0	13	7.7
*Fredrik Norrena	G	37	52:58	0	1	1	0	0	0	0	0	0	0.0
Jody Shelley	LW	31	4:20	0	0	0	-2	44	0	0	0	10	0.0
Tom Sestito	LW	1	4:36	0	0	0	0	17	0	0	0	0	0.0
Adam Pineault	RW	3	11:02	0	0	0	-2	0	0	0	0	5	0.0
Alexandre Picard	LW	3	6:46	0	0	0	0	2	0	0	0	1	0.0
Marc Methot	D	9	14:13	0	0	0	-1	8	0	0	0	9	0.0
Zenon Konopka	C	3	7:54	0	0	0	0	15	0	0	0	4	0.0
Dan LaCosta	G	1	13:09	0	0	0	0	0	0	0	0	0	0.0
TOTALS		82		190	317	507		1303	53	8	31	2381	8.0

GOALTENDERS	GP	MIN	W	L	OT	SO	GA	SA	SV	GAA	SV%
Dan LaCosta	1	13	0	0	0	0	0	5	5	0.00	1.000
Pascal Leclaire	54	2,986	24	17	6	9	112	1379	1267	2.25	.919
Fredrik Norrena	37	1,960	10	19	6	2	89	856	767	2.72	.896
TOTALS	82	4,959	34	36	12	11	201	2240	2039	2.43	.910

*Traded Player

2007-08 SEASON NOTES

- Completed their seventh season in the NHL with a 34-36-12 record (80 pts.), finishing fourth in the Central Division, 13th in the Western Conference and 25th in the NHL and hitting the 80-point mark for the first time in franchise history.
- Got off to the best start in franchise history with an 8-3-2 record through its first 11 games and had a winning record every day from Oct. 23 through Apr. 2.
- Ranked eighth in the NHL in goals-against average, allowing 2.56 per game, which was the lowest in franchise history, and had the ninth-ranked penalty killing unit in the league at 83.3 percent.
- Posted a 23-18-9 record in games outside the Central Division, but were just 11-18-3 against divisional opponents.
- Left wing Rick Nash tallied 38-31-69 in 80 games, became the first player in club history to record three 30-goal seasons and led the club in goals for the fourth-straight year. He played in his third All-Star Game at Atlanta's Philips Arena on Jan. 27, set an ASG record when he scored just :12 into the game and became the 15th player to record a hat trick in ASG history.
- Goaltender Pascal Leclaire went 24-17-6 with a 2.25 GAA, .919 SV% and nine SO in 54 games, ranking second in the NHL in shutouts, seventh in goals-against average and 11th in save percentage.
- Left wing Jason Chimera set a franchise record by playing in 243 consecutive games from Oct. 9, 2005 to Apr. 5, 2008 (previous record was 194 by David Vyborny).
- Right wing David Vyborny tallied 7-19-26 in 66 games and concluded his CBJ career with 113-204-317 in 543 games, becoming the first player to appear in 500 games as a Blue Jacket.

GM	DATE	OPPONENT	RESULT	RECORD	SCORE	CBJ GOAL SCORERS	GWG	PP	PK	SF-SA	W/L GOALIE	ATTN.
1	10/5	ANA	W	01-00-00	4-0	61,91p,61p,6p	Nash	3-11	7-7	37-28	Leclaire/Bryzgalov	17,852
2	10/6	at MIN	L	01-01-00	2-3	6p,52s	Burns	1-1	4-4	21-31	Backstrom/Norrena	18,568
3	10/10	PHX	W	02-01-00	3-0	27,25,40	Malhotra	0-3	6-6	33-32	Leclaire/Aebischer	11,944
4	10/14	at COL	L	02-02-00	1-5	97	Hejduk	0-5	5-7	25-26	Budaj/Leclaire	16,153
5	10/17	DAL	SOL	02-02-01	2-3	61,12p	Jokinen	1-5	3-3	35-30	Smith/Norrena	11,820
6	10/19	at BUF	W	03-02-01	3-0	19,61p,13	Peca	1-6	5-5	29-21	Leclaire/Miller	18,690
7	10/21	VAN	L	03-03-01	1-4	61p	Biekša	1-10	5-6	36-19	Sanford/Leclaire	12,667
8	10/23	at CHI	W	04-03-01	7-4	61,12,12,91p,61,13,55a	Nash	1-4	6-6	26-28	Norrena/Khabibulin	10,884
9	10/25	STL	W	05-03-01	3-0	40,61p,12	Boll	1-3	2-2	28-36	Leclaire/Toivonen	12,786
10	10/27	SJS	W	06-03-01	2-1	49,91p	Fedorov	1-7	5-5	18-17	Leclaire/Nabokov	13,234
11	10/31	at LAK	W	07-03-01	4-1	25,17,25,61s	Brute	0-5	5-6	36-34	Leclaire/LaBarbera	11,491
12	11/1	at ANA	SOL	07-03-02	1-2	13p	Schneider	1-6	6-6	20-34	Giguere/Norrena	17,174
13	11/4	STL	W	08-03-02	3-0	27,61,25	Malhotra	0-4	4-4	25-21	Leclaire/Toivonen	13,254
14	11/7	at CHI	L	08-04-02	2-5	97,13	Seabrook	0-6	2-2	26-35	Lalime/Norrena	9,717
15	11/9	at DET	L	08-05-02	1-4	61p	Holmstrom	1-7	4-6	16-36	Hasek/Leclaire	18,654
16	11/10	at NSH	SOL	08-05-03	3-4	11,27p,13	Erat	1-7	7-9	39-29	Mason/Norrena	15,947
17	11/12	NSH	L	08-06-03	1-4	9	Erat	0-1	3-3	30-31	Mason/Leclaire	12,554
18	11/14	CHI	W	09-06-03	4-2	61,91,49,25	Fritsche	0-1	3-3	21-18	Leclaire/Lalime	13,622
19	11/16	at STL	L	09-07-03	2-3	11,61	Mayers	0-6	3-3	30-23	Legace/Norrena	19,150
20	11/18	DET	SOL	09-07-04	4-5	10p,91p,61p,13	Franzen	3-5	2-4	40-35	Osgood/Leclaire	15,503
21	11/21	FLA	L	09-08-04	2-5	11p,61	Olesz	1-6	3-6	36-29	Vokoun/Leclaire	13,326
22	11/23	at MIN	W	10-08-04	4-0	19p,9p,49s,61	Peca	2-5	9-9	29-32	Leclaire/Backstrom	18,568
23	11/24	DET	SOW	11-08-04	3-2	27,12,61x	Nash	0-4	2-3	28-25	Leclaire/Osgood	17,513
24	11/26	at EDM	L	11-09-04	1-3	6p	Cogliano	1-7	3-3	37-20	Rolason/Norrena	16,839
25	11/29	at VAN	L	11-10-04	0-2	-	Ohlund	0-5	4-4	26-21	Luongo/Norrena	18,630
26	12/01	at CGY	OTW	12-10-04	4-3	13,11,24p,11	Glencross	1-3	4-5	26-36	Norrena/Kiprusoff	19,289
27	12/03	DAL	SOL	12-10-05	1-2	13	Hagman	0-5	5-5	26-34	Turco/Leclaire	12,233
28	12/05	COL	W	13-10-05	5-4	61,61,38p,13,49	Fritsche	1-3	2-3	31-36	Norrena/Budaj	12,851
29	12/08	MIN	L	13-11-05	1-2	13	Rolston	0-1	4-4	32-26	Backstrom/Leclaire	15,666
30	12/10	ANA	OTL	13-11-06	3-4	97p,24,13p	Pronger	2-9	3-6	35-28	Giguere/Leclaire	11,984
31	12/12	COL	W	14-11-06	4-1	27,40,24,91	Boll	0-2	3-3	16-16	Norrena/Theodore	13,150
32	12/15	at BOS	L	14-12-06	0-2	-	Reich	0-5	2-3	32-18	Auld/Norrena	14,058
33	12/18	CGY	L	14-13-06	1-3	11	Tanguay	0-6	5-6	37-23	Kiprusoff/Leclaire	13,181
34	12/21	LAK	W	15-13-06	2-1	12,13	Zherdev	0-2	6-7	35-34	Norrena/LaBarbera	14,034
35	12/23	NSH	L	15-14-06	1-3	49	Dumont	0-4	3-4	31-32	Mason/Norrena	15,481
36	12/26	ATL	W	16-14-06	2-0	49p,40	Fritsche	1-4	2-2	28-21	Leclaire/Lehtonen	15,726
37	12/27	at NSH	L	16-15-06	3-4	24p,9p,12	Koistinen	2-6	5-6	39-32	Mason/Norrena	14,331
38	12/29	CAR	W	17-15-06	4-1	13,97p,13,24	Klesla	1-6	3-4	23-24	Leclaire/Ward	17,453
39	12/31	EDM	W	18-15-06	4-2	12,61s,61p,61	Nash	1-3	4-4	33-28	Leclaire/Rolason	16,774
40	01/02	at ANA	L	18-16-06	1-2	51	Pronger	0-5	4-5	27-34	Giguere/Leclaire	17,174
41	01/03	at LAK	W	19-16-06	4-3	91,38,19,19	Peca	0-3	5-5	28-33	Norrena/LaBarbera	14,173
42	01/05	at SJS	L	19-17-06	2-3	51,91p	Rissmiller	1-3	1-1	23-19	Nabokov/Norrena	17,496
43	01/08	at STL	L	19-18-06	1-6	61	McDonald	0-2	2-3	18-31	Legace/Norrena	14,818
44	01/11	STL	W	20-18-06	6-4	61,6p,25,13,49,13p	Fritsche	2-5	5-6	37-30	Leclaire/Toivonen	15,233
45	01/12	NSH	SOW	21-18-06	2-1	97, 13x	Zherdev	0-1	3-3	29-27	Leclaire/Mason	16,230
46	01/15	VAN	W	22-18-06	3-2	6p,13p,25	Chimera	2-7	2-3	21-27	Leclaire/Luongo	13,555
47	01/17	at PHX	W	23-18-06	4-3	61,97p,13,61	Nash	1-2	5-7	32-35	Leclaire/Tellqvist	11,114
48	01/19	at DAL	L	23-19-06	1-3	13p	Barnes	1-3	3-3	30-14	Smith/Norrena	17,811
49	01/20	at COL	L	23-20-06	1-3	33	Guite	0-2	3-3	27-27	Theodore/Leclaire	17,197
50	01/22	at DAL	W	24-20-06	4-2	2,51,2p,61p	Russell	2-6	6-6	30-33	Leclaire/Smith	17,087
51	01/24	at CHI	W	25-20-06	1-0	40	Boll	0-5	6-6	27-30	Leclaire/Khabibulin	16,094
52	01/29	PHX	L	25-21-06	2-4	33,25	Mueller	0-2	2-3	24-28	Bryzgalov/Leclaire	15,127
53	01/31	at NSH	L	25-22-06	2-4	13p,49	Fiddler	1-3	6-7	33-31	Mason/Leclaire	13,745
54	02/02	MIN	L	25-23-06	1-4	16	Rolston	0-4	3-3	34-20	Backstrom/Norrena	18,529
55	02/05	WSH	OTL	25-23-07	3-4	61s,25,61	Ovechkin	0-4	3-3	31-37	Johnson/Norrena	14,450
56	02/07	at PHX	W	26-23-07	2-1	25s,13p	Zherdev	1-4	6-7	33-27	Norrena/Bryzgalov	13,918
57	02/08	at SJS	OTL	26-23-08	1-2	25	Thornton	0-2	3-4	32-22	Nabokov/Norrena	17,210
58	02/10	LAK	SOL	26-23-09	2-3	6p,61p	O'Sullivan	2-4	2-3	33-34	Cloutier/Leclaire	15,823
59	02/13	CHI	L	26-24-09	2-7	23p,33p	Byfuglien	2-6	3-5	26-31	Khabibulin/Norrena	14,918
60	02/15	at DET	W	27-24-09	5-1	61p,33,13,33,6p	Modin	2-5	3-4	23-21	Leclaire/Osgood	20,066
61	02/17	at STL	L	27-25-09	1-5	61s	Perron	0-4	4-7	19-28	Legace/Leclaire	19,150
62	02/19	at TOR	L	27-26-09	1-3	13	Antropov	0-4	4-5	27-25	Toskala/Leclaire	19,347
63	02/21	at OTT	SOW	28-26-09	3-2	61,91,61x	Nash	0-1	3-4	24-29	Leclaire/Emery	19,612
64	02/23	at MTL	W	29-26-09	3-0	61,51,27	Nash	0-3	6-6	22-31	Leclaire/Price	21,273
65	02/27	SJS	L	29-27-09	2-4	9,9	Roenick	0-2	3-5	19-32	Nabokov/Leclaire	16,029
66	02/29	at VAN	OTW	30-27-09	3-2	51,61,25	Chimera	0-3	4-4	33-23	Leclaire/Luongo	18,630
67	03/02	at EDM	SOL	30-27-10	3-4	61,25,23	Hemsky	0-4	5-6	38-29	Garon/Leclaire	16,839
68	03/04	at CGY	L	30-28-10	0-1	-	Conroy	0-6	4-4	39-19	Kiprusoff/Leclaire	19,289
69	03/07	EDM	OTL	30-28-11	1-2	49	Cogliano	0-4	1-2	31-17	Garon/Leclaire	14,933
70	03/09	TBL	W	31-28-11	5-3	9,26,19,25p,12	Chimera	1-4	7-7	25-27	Leclaire/Smith	14,796
71	03/14	CHI	L	31-29-11	3-6	33p,49,61	Kane	1-5	1-3	32-25	Lalime/Norrena	15,699
72	03/16	DET	W	32-29-11	4-3	27,55,27,13	Zherdev	0-2	4-6	17-46	Norrena/Hasek	18,188
73	03/18	CGY	W	33-29-11	3-0	61,27,27	Nash	0-3	2-2	38-18	Norrena/Kiprusoff	14,270
74	03/19	at DET	L	33-30-11	1-3	27p	Zetterberg	1-7	4-5	23-27	Osgood/Norrena	19,061
75	03/22	DET	L	33-31-11	1-4	61	Zetterberg	0-5	3-5	12-21	Hasek/Norrena	17,681
76	03/25	at NSH	L	33-32-11	0-3	-	Hlavac	0-6	3-4	36-24	Ellis/Norrena	16,330
77	03/26	CHI	W	34-32-11	4-0	38p,4,9,19	Lindstrom	1-6	3-3	36-17	Norrena/Khabibulin	14,454
78	03/28	NSH	L	34-33-11	0-2	-	Hlavac	0-2	3-3	43-25	Ellis/Norrena	15,495
79	03/30	at CHI	SOL	34-33-12	4-5	51,19p,13,26	Kane	1-5	4-7	35-33	Khabibulin/Norrena	20,885
80	04/03	at DET	L	34-34-12	2-3	6p, 44	Zetterberg	1-6	6-7	22-39	Hasek/Leclaire	19,435
81	04/05	at STL	L	34-35-12	0-3	-	Boyes	0-2	2-4	25-25	Legace/Leclaire	19,150
82	04/06	STL	L	34-36-12	1-4	19p	Boyes	1-5	4-5	36-19	Toivonen/Norrena	17,739

2006-07 FINAL STATISTICS

PLAYER	POS	GP	TOI	G	A	P	+/-	PIM	PP	SH	GW	S	S%
David Vyborny	RW	82	20:20	16	48	64	6	60	6	0	2	158	10.1
Rick Nash	LW	75	19:11	27	30	57	-8	73	9	1	5	228	11.8
Fredrik Modin	LW	79	19:06	22	20	42	-3	50	6	0	4	220	10.0
Sergei Fedorov	C	73	19:56	18	24	42	-7	56	7	2	2	163	11.0
Jason Chimera	LW	82	15:22	15	21	36	2	91	2	2	2	151	9.9
Ron Hainsey	D	80	22:53	9	25	34	-19	69	7	0	0	136	6.6
Nikolai Zherdev	RW	71	16:13	10	22	32	-19	26	3	0	2	164	6.1
Dan Fritsche	C	59	14:02	12	15	27	3	35	5	1	4	81	14.8
*Anson Carter	RW	54	14:49	10	17	27	-1	16	3	0	1	62	16.1
Manny Malhotra	C	82	14:48	9	16	25	-8	76	2	0	3	109	8.3
Anders Eriksson	D	79	20:12	0	23	23	12	46	0	0	0	78	0.0
Rostislav Klesla	D	75	22:54	9	13	22	-13	105	2	0	0	159	5.7
Gilbert Brule	C	78	10:38	9	10	19	-21	28	3	0	0	98	9.2
Alexander Svitov	C	76	13:46	7	11	18	-10	145	1	0	2	83	8.4
Adam Foote	D	59	24:44	3	9	12	-17	71	2	0	0	78	3.8
Duvie Westcott	D	23	22:08	4	6	10	-13	18	2	0	1	34	11.8
Aaron Johnson	D	61	12:43	3	7	10	-9	38	0	0	0	52	5.8
Geoff Platt	C	26	10:03	4	5	9	1	10	0	0	0	40	10.0
Ole-Kristian Tollefsen	D	70	14:13	2	3	5	2	123	1	0	0	39	5.1
Marc Methot	D	20	14:37	0	4	4	5	12	0	0	0	11	0.0
*Mark Hartigan	C	6	13:50	1	2	3	2	2	1	0	0	11	9.1
Bryan Berard	D	11	18:57	0	3	3	-4	8	0	0	0	22	0.0
Derrick Walser	D	9	12:13	2	0	2	-1	0	2	0	0	10	20.0
Jody Shelley	LW	72	4:51	1	1	2	-6	125	0	0	0	32	3.1
Jaroslav Balastik	LW	8	8:10	1	1	2	-3	4	1	0	0	6	16.7
Joakim Lindstrom	C	9	8:27	1	0	1	-3	4	0	0	0	9	11.1
*Joe Motzko	RW	7	6:26	1	0	1	0	0	0	0	0	10	10.0
Curtis Glencross	LW	ANA	2	10:43	1	0	1	-1	2	0	0	5	20.0
		CBJ	7	8:42	0	0	0	-4	0	0	0	3	0.0
		TOT	9	9:09	1	0	1	-5	2	0	0	8	12.5
Alexandre Picard	LW	23	7:49	0	1	1	-3	6	0	0	0	20	0.0
Zenon Konopka	C	6	5:00	0	0	0	-2	20	0	0	0	2	0.0
Steven Goertzen	RW	7	5:21	0	0	0	0	10	0	0	0	1	0.0
Filip Novak	D	6	9:55	0	0	0	1	2	0	0	0	3	0.0
Darcy Campbell	D	1	5:41	0	0	0	0	0	0	0	0	0	0.0
TOTALS		82		196	337	533		1337	65	6	28	2273	8.6
GOALTENDERS		GP	MIN	W	L	OT	SO	GA	SA	SV	GAA	SV%	
Tomas Popperle		2	45	0	0	0	0	1	14	13	1.33	.929	
Fredrik Norrena		55	2952	24	23	3	3	137	1420	1283	2.78	.904	
Pascal Leclaire		24	1315	6	15	2	1	65	629	564	2.97	.897	
*Ty Conklin		11	491	2	3	2	0	27	183	156	3.30	.871	
Brian Boucher	CHI	15	827	1	10	3	1	45	389	344	3.26	.884	
	CBJ	3	142	1	1	0	0	9	67	58	3.80	.866	
	TOT	18	969	2	11	3	1	54	456	402	3.34	.882	
TOTALS		82	4945	33	42	7	4	239	2313	2074	2.90	.897	

*Traded Player

2006-07 SEASON NOTES

- Completed their sixth season in the National Hockey League with a 33-42-7 record (73 pts.), finishing fourth in the Central Division, 11th in the Western Conference and 24th in the NHL.
- Posted a 27-26-5 record from Dec. 2 through the end of the season and set franchise records for road wins (15) and road points (33) in a season.
- Accumulated 1,357 penalty minutes in 82 games, averaging 16.5 PIM per game, which was the third-highest total in the NHL and the third-highest in club history (1,505/18.4 PIM in 2002-03; 1,396/17.0 in 2005-06).
- From Jan. 1, 2004 through the end of the 2006-07 season, Columbus was the best team in the NHL in games decided in overtime or a shootout. The Jackets went 29-16 and earned 74 of a possible 90 points (.822) during that time. Tampa Bay ranked second with a 29-18 mark and 76 of a possible 94 points (.809).
- Left wing Rick Nash tallied 27-30-57 with 73 PIM in 75 games to lead the club in goals for the third-straight season and become the franchise's all-time leader in that category with 116 in 283 games. He played in his second-consecutive All-Star Game on Jan. 24 at Dallas and tallied 2-2-4 to lead the Western Conference to a 12-9 win.
- Right wing David Vyborny led the club in scoring for the second-straight season with 16-48-64 in 82 games, setting career highs for assists. He became the second player in franchise history to record back-to-back 40-assist seasons (Ray Whitney, 2001-03) and was the club's all-time leader in points (291), games played (477), assists (185), shorthanded goals (7) and multi-point games (64).
- Goaltender Fredrik Norrena went 24-23-3 with a 2.78 GAA, .904 SV% and three shutouts in 55 games to become the first netminder in franchise history to finish a season with a record over .500. He made 21 saves on Dec. 2 at Edmonton and 41 saves on Dec. 5 at Colorado to post back-to-back shutouts.

GM	DATE	OPPONENT	RESULT	RECORD	SCORE	CBJ GOAL SCORERS	GWG	PP	PK	SF-SA	W/L GOALIE	ATTN.
1	10/6	VAN	OTL	00-00-01	2-3	42p,9p	D. Sedin	2-5	3-4	20-44	Luongo/Leclaire	18,136
2	10/7	at CHI	W	01-00-01	5-4	61p,40p,27p,61,10	Westcott	3-8	5-7	24-22	Leclaire/Khabibulin	17,133
3	10/9	PHX	W	02-00-01	5-1	13p,61p,13,77,10p	Nash	3-12	9-9	29-24	Leclaire/Morrison	16,298
4	10/14	at MIN	L	02-01-01	0-5	-	Rolston	0-3	5-7	24-30	Fernandez/Leclaire	18,568
5	10/20	TOR	L	02-02-01	2-4	27,16	Peca	0-7	3-4	25-27	Raycroft/Leclaire	17,303
6	10/21	at PIT	L	02-03-01	3-5	17p,33,13p	Malkin	2-11	6-9	39-34	Fleury/Norrena	14,637
7	10/23	SJS	L	02-04-01	0-3	-	Bernier	0-7	6-8	23-32	Toskala/Leclaire	16,067
8	10/27	LAK	W	03-04-01	2-0	13,33	Zherdev	0-5	8-8	14-38	Leclaire/Cloutier	16,087
9	10/28	at NJD	L	03-05-01	0-1	-	Parise	0-4	5-5	22-21	Brodeur/Leclaire	14,015
10	11/1	COL	L	03-06-01	3-5	91,33p,9	Rycroft	1-9	3-4	44-22	Theodore/Leclaire	16,007
11	11/3	CGY	SOW	04-06-01	5-4	91p,10p,9p,9p,27x	Malhotra	4-9	4-5	37-32	Leclaire/McLennan	16,103
12	11/4	at DET	L	04-07-01	1-4	6p	Zetterberg	1-9	7-7	17-37	Hasek/Leclaire	20,066
13	11/9	at STL	W	05-07-01	4-2	61p,97,49s,97	Fritsche	1-5	4-5	29-26	Leclaire/Legace	9,631
14	11/10	EDM	L	05-08-01	1-4	77p	Lupul	1-5	4-4	27-29	Roloston/Leclaire	16,902
15	11/12	at CHI	L	05-09-01	0-1	-	Kukkonen	0-8	3-3	28-19	Boucher/Norrena	14,078
16	11/15	NSH	L	05-10-01	4-5	25,61,61,33	Nichol	0-5	4-5	33-30	Vokoun/Lelclaire	16,283
17	11/17	COL	L	05-11-01	0-3	-	Stastny	0-4	3-4	25-28	Budaj/Norrena	16,375
18	11/18	at NSH	L	05-12-01	2-4	91p,49	Arnott	1-8	7-10	30-25	Vokoun/Leclaire	16,283
19	11/20	NSH	L	05-13-01	1-3	25	Nichol	0-2	5-6	24-23	Vokoun/Norrena	16,174
20	11/22	STL	SOL	05-13-02	3-4	13,97p,33	Guerin	1-6	2-2	32-38	Legace/Leclaire	15,279
21	11/24	at PHI	L	05-14-02	2-3	25,61p	Richards	1-6	4-5	41-22	Niittymaki/Leclaire	19,301
22	11/25	MIN	W	06-14-02	5-3	77,33,91,13,91p	Zherdev	1-5	3-4	33-22	Norrena/Fernandez	15,493
23	11/28	at VAN	L	06-15-02	0-1	-	Naslund	0-8	6-6	24-33	Luongo/Leclaire	18,630
24	12/1	at CGY	L	06-16-02	1-2	6p	Kobasew	1-5	4-4	19-31	Kiprusoff/Leclaire	19,289
25	12/2	at EDM	W	07-16-02	4-0	16,17p,77,49	Svitov	1-3	6-6	23-21	Norrena/Roloston	16,839
26	12/5	at COL	W	08-16-02	3-0	25,77,33	Chimera	0-2	4-4	21-42	Norrena/Budaj	17,339
27	12/9	at STL	W	09-16-02	5-1	33p,91,52,17,91	Fedorov	1-4	7-8	24-25	Norrena/Bacashihua	11,831
28	12/10	OTT	W	10-16-02	6-2	61p,61p,49p,6p,49p,27	Fritsche	5-11	6-7	31-33	Leclaire/Gerber	15,797
29	12/12	at DAL	W	11-16-02	3-1	9,49,25	Fritsche	0-6	7-8	23-26	Norrena/Turco	17,411
30	12/14	at PHX	SOL	11-16-03	4-5	77,61,91s,9	Comrie	0-5	7-9	25-29	Tellqvist/Norrena	11,301
31	12/16	CHI	L	11-17-03	4-6	61p,9,33p,16	Smolinski	2-5	1-2	36-24	Khabibulin/Norrena	17,288
32	12/18	DET	W	12-17-03	4-3	25s,61,91p,91	Fedorov	1-6	4-4	26-36	Norrena/Osgood	17,046
33	12/20	at DET	L	12-18-03	0-5	-	Cleary	0-6	4-6	27-25	Hasek/Norrena	20,066
34	12/22	VAN	W	13-18-03	3-2	44,77p,61	Nash	1-6	4-5	22-33	Norrena/Luongo	15,861
35	12/23	at NYI	L	13-19-03	0-4	-	Blake	0-9	9-9	26-23	DiPietro/Norrena	11,797
36	12/26	BOS	OTW	14-19-03	5-4	25,91s,9,91p,9	Vyborny	1-6	5-6	42-26	Norrena/Thomas	17,376
37	12/28	DET	L	14-20-03	4-7	6,9,49p,52p	Cleary	2-4	2-3	25-36	Osgood/Norrena	17,408
38	12/29	at MIN	OTL	14-20-04	3-4	25p,38,16	Walz	1-4	8-11	29-24	Fernandez/Conklin	18,568
39	12/31	CHI	W	15-20-04	3-1	91p,27,10	Malhotra	1-4	5-5	24-22	Norrena/Khabibulin	18,136
40	1/3	at LAK	L	15-21-04	0-3	-	Camalleri	0-4	9-10	26-32	Garon/Norrena	16,451
41	1/5	at ANA	W	16-21-04	4-3	97,97,33,27	Malhotra	0-7	6-7	33-36	Norrena/Khabibulin	17,405
42	1/6	at SJS	L	16-22-04	2-5	17p,13p	Ehrhoff	2-7	5-10	19-33	Toskala/Norrena	17,496
43	1/9	STL	SOL	16-22-05	3-4	49,44,27p	Stempniak	1-5	3-4	22-24	Legace/Norrena	15,238
44	1/12	at NSH	L	16-23-05	0-2	-	Arnott	0-2	4-4	22-24	Vokoun/Norrena	14,136
45	1/13	NSH	L	16-24-05	1-4	6p	Smithson	1-8	3-3	40-17	Mason/Norrena	16,825
46	1/16	at CHI	OTW	17-24-05	5-4	91,97,37,33,25	Chimera	0-1	3-3	18-28	Conklin/Khabibulin	10,263
47	1/18	at NSH	L	17-25-05	0-4	-	Legwand	0-5	3-4	33-26	Mason/Conklin	10,927
48	1/19	DET	W	18-25-05	3-1	49,16p,52p	Svitov	2-8	6-6	27-42	Norrena/Hasek	18,136
49	1/26	BUF	W	19-25-05	3-2	61p,97,49	Fritsche	1-6	4-6	26-38	Norrena/Miller	18,136
50	1/27	MIN	W	20-25-05	3-2	97p,49p,77	Carter	2-7	8-9	22-37	Norrena/Fernandez	18,136
51	1/30	at VAN	SOW	21-25-05	3-2	77,49p,13x	Zherdev	1-2	1-3	22-37	Conklin/Luongo	18,630
52	1/31	at EDM	L	21-26-05	2-5	9p,33	Sykora	1-2	1-3	22-37	Markannen/Conklin	16,839
53	2/2	at CGY	L	21-27-05	2-6	97,25	Giordano	0-6	6-10	22-24	Kiprusoff/Conklin	19,289
54	2/6	PHX	L	21-28-05	0-3	-	Reinprecht	0-4	5-5	28-27	Joseph/Norrena	13,825
55	2/8	CGY	W	22-28-05	2-1	9,33	Modin	0-5	3-4	31-25	Norrena/McLennan	15,739
56	2/11	CHI	L	22-29-05	4-5	6p,77p,16,9	Bondra	2-4	3-4	28-28	Khabibulin/Leclaire	17,054
57	2/14	STL	L	22-30-05	2-4	61,16	Backes	0-3	3-3	22-17	Legace/Leclaire	14,295
58	2/16	SJS	W	23-30-05	3-0	33,17,91p	Modin	0-5	3-4	31-25	Norrena/Nabakov	16,045
59	2/18	MTL	L	23-31-05	2-3	13,17	Bouillon	0-4	4-4	33-28	Leclaire/Leclaire	16,116
60	2/20	at STL	SOL	23-31-06	4-5	9p,25,6p,61	Stempniak	2-4	5-8	31-35	Legace/Norrena	11,104
61	2/22	EDM	L	23-32-06	0-4	-	Horcoff	0-5	5-7	28-28	Roloston/Norrena	15,541
62	2/24	at NYR	W	24-32-06	3-2	91,25s,61s	Nash	0-2	4-5	25-42	Norrena/Lundqvist	18,200
63	2/25	NSH	SOL	24-32-07	3-4	33p,45,6	Radulov	1-4	3-4	19-29	Mason/Conklin	16,220
64	2/27	at COL	L	24-33-07	2-3	61,61	Rycroft	0-4	1-2	23-23	Budaj/Norrena	17,127
65	3/2	at DAL	SOW	25-33-07	3-2	27,91,25x	Chimera	0-1	2-3	24-24	Norrena/Turco	17,147
66	3/3	at PHX	W	26-33-07	4-3	61,25,33p,61	Nash	1-6	5-7	27-35	Boucher/Joseph	16,207
67	3/7	LAK	OTW	27-33-07	3-2	47,9,9p	Vyborny	1-4	4-5	30-29	Norrena/Garon	15,154
68	3/9	DAL	L	27-34-07	0-3	-	Zubov	0-3	3-5	30-31	Turco/Norrena	17,284
69	3/10	at NSH	L	27-35-07	1-2	17	Legwand	0-4	4-4	29-33	Vokoun/Norrena	17,113
70	3/14	at ANA	SOW	28-35-07	5-4	33p,13,13,61,9x	Vyborny	1-7	5-5	27-38	Norrena/Giguere	17,174
71	3/16	at SJS	L	28-36-07	0-3	-	Thornton	0-4	6-6	35-24	Toskala/Norrena	17,496
72	3/17	at LAK	L	28-37-07	3-5	47,61,47	Blake	0-7	8-10	34-20	Garon/Norrena	17,197
73	3/20	CHI	W	29-37-07	5-2	17,33,33,23p,55p	Modin	2-7	4-5	30-24	Norrena/Khabibulin	15,195
74	3/22	at DET	SOW	30-37-07	2-1	55,91x	Fedorov	0-6	5-5	30-36	Norrena/Osgood	20,066
75	3/25	STL	W	31-37-07	4-1	23p,27,33,47	Malhotra	1-3	7-8	26-26	Norrena/Bacashihua	16,007
76	3/27	at STL	W	32-37-07	4-1	6p,33,33,61p	Modin	2-7	4-5	30-24	Norrena/Khabibulin	15,195
77	3/29	ANA	L	32-38-07	2-5	44,91	Getzlaf	0-4	3-6	25-31	Giguere/Norrena	15,340
78	3/30	at CHI	L	32-39-07	1-3	25p	Havlat	1-6	2-2	32-25	Lalime/Boucher	14,111
79	4/1	DET	L	32-40-07	1-4	61	Holmstrom	0-6	2-3	32-25	Hasek/Norrena	17,350
80	4/3	at DET	L	32-41-07	0-3	-	Calder	0-6	6-6	35-23	Hasek/Norrena	20,066
81	4/5	DAL	OTW	33-41-07	2-1	27,61	Nash	0-3	6-6	28-20	Norrena/Smith	15,997
82	4/7	ANA	L	33-42-07	3-4	61,17,25	Getzlaf	0-4	1-3	45-25	Bryzgalov/Norrena	17,391

2005-06 FINAL STATISTICS

PLAYER	POS	GP	TOI	G	A	P	+/-	PIM	PP	SH	GW	S	S%
David Vyborny	RW	80	20:41	22	43	65	-9	50	5	2	6	145	15.2
Rick Nash	LW	54	18:15	31	23	54	5	51	11	0	4	170	18.2
Nikolai Zherdev	RW	73	17:35	27	27	54	-13	50	10	0	0	194	13.9
Sergei Fedorov	C	62	21:05	12	31	43	-1	64	3	1	2	142	8.5
		67	21:01	12	32	44	-2	66	3	1	2	160	7.5
Jan Hrdina	C	75	16:57	10	23	33	-8	78	4	1	0	78	12.8
Bryan Berard	D	44	22:39	12	20	32	-29	32	11	0	2	126	9.5
Manny Malhotra	C	58	16:21	10	21	31	1	41	1	1	0	102	9.8
Jason Chimera	LW	80	12:40	17	13	30	-10	95	1	1	5	127	13.4
Trevor Letowski	RW	81	16:32	10	18	28	-2	36	1	1	1	135	7.4
Duvie Westcott	D	78	22:34	6	22	28	1	133	1	1	0	113	5.3
Jaroslav Balastik	LW	66	12:50	12	10	22	-1	26	7	0	2	158	7.6
Adam Foote	D	65	24:33	6	16	22	-16	89	2	2	1	67	9.0
Rostislav Klesla	D	51	21:26	6	13	19	-4	75	2	0	1	84	7.1
Ron Hainsey	D	55	17:47	2	15	17	13	43	1	0	0	81	2.5
Dan Fritsche	C	59	10:16	6	7	13	-14	22	0	0	0	93	6.5
Mark Hartigan	C	33	11:38	9	3	12	-1	22	3	0	1	54	16.7
Jody Shelley	LW	80	5:58	3	7	10	-4	163	0	0	1	39	7.7
Todd Marchant	C	18	20:05	3	6	9	-1	20	0	0	0	42	7.1
Aaron Johnson	D	26	14:11	2	6	8	9	23	1	0	1	28	7.1
Radoslaw Suchy	D	79	19:55	1	7	8	-8	30	0	0	0	33	3.0
Luke Richardson	D	44	15:15	1	6	7	-18	30	0	0	0	24	4.2
Michael Rupp	RW	39	9:03	4	2	6	-3	58	0	0	0	38	10.5
		40	9:00	4	2	6	-3	58	0	0	0	39	10.3
Geoff Platt	C	15	11:12	0	5	5	-4	16	0	0	0	29	0.0
Gilbert Brule	C	7	13:11	2	2	4	-2	0	0	0	0	11	18.2
*Tyler Wright	C	18	15:22	0	4	4	-3	20	0	0	0	26	0.0
Jamie Pushor	D	4	18:12	1	2	3	1	0	0	0	0	2	50.0
*Cale Hulse	D	27	15:04	0	3	3	-9	43	0	0	0	27	0.0
*Francois Beauchemin	D	11	17:16	0	2	2	-6	11	0	0	0	16	0.0
Pascal Leclaire	G	33	54:39	0	1	1	0	2	0	0	0	0	0.0
Marc Denis	G	49	56:51	0	1	1	0	2	0	0	0	0	0.0
Peter Sarno	C	1	10:42	0	0	0	0	0	0	0	0	0	0.0
Joe Motzko	RW	2	10:35	0	0	0	-2	0	0	0	0	3	0.0
*Geoff Sanderson	LW	2	10:53	0	0	0	-1	0	0	0	0	7	0.0
Joakim Lindstrom	C	3	5:11	0	0	0	0	0	0	0	0	4	0.0
Cam Severson	LW	4	3:05	0	0	0	0	5	0	0	0	2	0.0
Ole-Kristian Tollefsen	D	5	16:18	0	0	0	-2	2	0	0	0	3	0.0
Andy Delmore	D	7	15:23	0	0	0	-1	2	0	0	0	7	0.0
Martin Prusek	G	9	41:29	0	0	0	0	0	0	0	0	0	0.0
Ben Simon	C	13	5:38	0	0	0	-4	4	0	0	0	7	0.0
Alexandre Picard	LW	17	9:08	0	0	0	-2	14	0	0	0	10	0.0
Steven Goertzen	RW	39	8:31	0	0	0	-17	44	0	0	0	23	0.0
TOTALS		82		215	359	574		1396	64	10	27	2250	9.6

GOALTENDERS	GP	MIN	W	L	OT	SO	GA	SA	SV	GAA	SV%
Martin Prusek	9	373	3	3	0	0	20	165	145	3.22	.870
Pascal Leclaire	33	1,804	11	15	3	0	97	1,084	987	3.23	.911
Marc Denis	49	2,786	21	25	1	1	151	1,505	1,354	3.25	.900
TOTALS	82	4,963	35	43	4	1	268	2,754	2,486	3.24	.903

*Traded Player

2005-06 SEASON NOTES

- Completed their fifth season in the National Hockey League with a 35-43-4 record (74 pts.), finishing third in the Central Division, 13th in the Western Conference and 25th in the NHL.
- Set franchise records for wins, home wins (23), road wins (12) and points in a season.
- Club won a franchise record six consecutive games from Mar. 24-Apr. 3 (3-2 vs. Calgary on Mar. 24; 5-4 at Detroit on Mar. 25; 4-1 vs. San Jose on Mar. 28; 4-2 at St. Louis on Mar. 31; 5-2 vs. Chicago on Apr. 1; 3-1 at Nashville on Mar. 3).
- Scored 10 shorthanded goals, which ranked 14th-T in the NHL. The club scored six goals at home (10th-T in NHL) and four on the road (16th-T in NHL). The 10 goals are the second-most in club history (12 in 2002-03), while the six scored at home are a new club record (4 in 2002-03).
- Were 14-4 in games decided in overtime (6-1) or a shootout (8-3), leading the NHL in winning percentage (.777) and ranking second in OT/SO wins (Dallas, 15). The club was 8-0 at home, the only team in NHL without a OT/SO loss at home, while the six wins in overtime tied the club record set in 2003-04.
- The Blue Jackets were the best team in the NHL in games decided in overtime or shootouts since Jan. 1, 2004, posting a record of 20-0-9 and a winning percentage of .845.
- Completed the first half of 2005-06 with a record of 12-27-2 (26 pts.) and were 8-11-0 at home and 4-16-2 on the road. Over the second half of the season, the club posted a 23-16-2 mark (48 pts.) and was 15-7-0 at home and 8-9-2 on the road. In the second half, Columbus ranked eighth in the NHL and fifth-T in the Western Conference in wins (Detroit - 30) and 14th and eighth, respectively, in points (Detroit - 65).
- The Blue Jackets ranked third in the NHL by earning 21 points in games in which they trailed after two periods (9 wins, 3 SO losses), trailing only Dallas (27, 12-3) and Edmonton (22, 9-4). The club won nine games when trailing after two periods this season, which is more than in the club's first four seasons combined (six).
- Left wing Rick Nash tallied 31 goals and led the club in goals for the second-straight season, despite missing 28 games due to injury. He improved his plus/minus rating by 40 from 2003-04 (-35 to 5). He had 1-1-2 vs. Chicago on Apr. 15 to become the first player since 2000-01 (Mario Lemieux, 35 goals in 43 games), and just the fifth in the last 10 years, to record 30 goals in a season when playing in fewer than 60 games. Collected his first career hat trick at Detroit on Apr. 7.

GM	DATE	OPPONENT	RESULT	RECORD	SCORE	CBJ GOAL SCORERS	W/T GOAL	PP	PK	SF-SA	W/L GOALIE	ATTN.
1	10/5	at WSH	L	00-01-00	2-3	49,49	Zubrus	0-9	6-8	37-19	Kolzig/Leclaire	16,325
2	10/7	CGY	L	00-02-00	1-3	10p	Langkow	1-5	8-8	20-38	Kiprusoff/Denis	18,136
3	10/9	at CHI	W	01-02-00	3-2	25,4p,45	Shelley	1-4	7-8	27-32	Denis/Khabibulin	11,062
4	10/12	at SJS	L	01-03-00	1-4	21	Primeau	0-6	8-8	27-36	Nabokov/Denis	17,496
5	10/14	at ANA	L	01-04-00	3-4	38,4p,38p	Carney	2-9	5-6	19-36	Giguere/Leclaire	12,930
6	10/16	at LAK	L	01-05-00	1-3	13	Cammalleri	0-7	7-9	20-31	LaBarbera/Denis	17,156
7	10/21	SJS	W	02-05-00	4-1	9,25p,52,25	Chimera	1-7	6-7	25-26	Denis/Toskala	15,388
8	10/22	DET	L	02-06-00	0-6	-	Williams	0-7	4-5	17-36	Legace/Denis	18,136
9	10/24	DET	L	02-07-00	2-6	4p,10	Datsyuk	1-8	6-9	33-37	Legace/Denis	16,098
10	10/26	NSH	OTW	03-07-00	3-2	10,42p,52s	Foote	1-6	10-12	34-24	Prusek/Vokoun	15,110
11	10/28	MIN	SOW	04-07-00	2-1	52,10x	Letowski	0-5	3-3	53-28	Prusek/Fernandez	15,669
12	10/29	at MIN	L	04-08-00	1-3	9p	Burns	1-9	7-8	16-24	Fernandez/Prusek	18,568
13	11/1	at EDM	L	04-09-00	1-5	97p	Hemsky	1-4	4-6	24-35	Markkanen/Denis	16,839
14	11/3	at CGY	L	04-10-00	1-2	9	Nilson	0-4	7-7	17-31	Kiprusoff/Denis	19,289
15	11/4	at VAN	L	04-11-00	3-5	13,9p,13	Carter	1-6	4-6	24-26	Auld/Denis	18,630
16	11/9	STL	W	05-11-00	3-1	9,9,26	Vyborny	0-3	8-9	23-25	Denis/Lalime	16,058
17	11/11	EDM	L	05-12-00	1-3	26	Pisani	0-5	1-1	30-21	Markkanen/Denis	18,136
18	11/13	LAK	L	05-13-00	2-8	26,25	Frolov	0-4	6-8	29-28	Garon/Prusek	18,174
19	11/16	STL	L	05-14-00	0-2	-	Stempniak	0-5	5-5	36-16	Sanford/Denis	15,802
20	11/18	at DAL	L	05-15-00	3-6	4p,4p,15	Lehtinen	2-7	5-8	18-29	Turco/Prusek	18,532
21	11/20	at PHX	L	05-16-00	1-5	17	Nagy	0-6	7-9	24-33	Leneneuve/Denis	13,953
22	11/23	NSH	L	05-17-00	2-4	13,27p	Legwand	1-6	7-8	37-41	Mason/Leclaire	15,833
23	11/25	COL	L	05-18-00	0-5	-	Svatos	0-1	2-4	35-34	Aebischer/Leclaire	18,136
24	11/26	at STL	W	06-18-00	4-3	27,22,17,47p	Johnson	1-3	4-5	19-34	Prusek/Sanford	15,002
25	11/30	at MIN	SOW	07-18-00	3-2	10,15,40x	Balastik	0-4	3-4	31-34	Leclaire/Roloson	18,568
26	12/1	at STL	L	07-19-00	1-4	40p	Wideman	1-8	8-11	26-44	Lalime/Leclaire	12,307
27	12/8	NYI	SOW	08-19-00	4-3	13p,52p,91p,9x	Vyborny	3-7	8-10	27-40	Leclaire/DiPietro	15,278
28	12/9	at ATL	L	08-20-00	2-5	40p,13	Petrovicky	1-5	5-6	28-31	Garnett/Leclaire	14,260
29	12/11	NJD	OTW	09-20-00	3-2	13,13p,4	Berard	1-5	7-7	39-30	Denis/Brodeur	17,157
30	12/13	PHI	L	09-21-00	1-3	38p	Forsberg	1-8	5-5	24-31	Esche/Denis	16,263
31	12/15	at CAR	L	09-22-00	1-2	20	Brind'Amour	0-4	6-7	26-32	Gerber/Leclaire	11,069
32	12/17	at NSH	L	09-23-00	3-7	61p,38s,9	Sullivan	1-4	8-9	26-32	Vokoun/Denis	16,020
33	12/20	at DET	SOL	09-23-01	3-4	61,15p,13	Williams	1-5	7-7	33-38	Osgood/Leclaire	20,066
34	12/21	DAL	L	09-24-01	3-5	40,61,20	Barnes	0-8	6-7	26-35	Hedberg/Leclaire	16,859
35	12/23	NSH	L	09-25-01	4-5	40p,15,40p,25s	Hall	2-10	4-7	39-22	Vokoun/Denis	16,330
36	12/26	CHI	OTW	10-25-01	4-3	97p,52s,13,40	Balastik	1-8	7-8	32-45	Denis/Khabibulin	17,441
37	12/28	ANA	W	11-25-01	1-0	25	Chimera	0-10	4-4	42-40	Denis/Giguere	17,387
38	12/30	at CHI	W	12-25-01	3-2	49,13,61	Nash	0-3	4-5	21-43	Denis/Anderson	13,229
39	12/31	at DET	L	12-26-01	2-5	61,25	Samuelsson	0-5	4-6	15-43	Osgood/Denis	20,066
40	1/5	at SJS	L	12-27-01	3-6	61p,20,61p	Stevenson	2-4	3-5	31-39	Toskala/Denis	15,275
41	1/7	at COL	SOL	12-27-02	2-3	91,61	Tanguay	0-2	5-7	21-48	Aebischer/Leclaire	18,007
42	1/8	at PHX	W	13-27-02	5-2	97,61,4p,4p,4p	Berard	3-4	8-9	15-34	Denis/Joseph	14,436
43	1/11	PIT	W	14-27-02	6-1	61,9,13p,40p,40,91	Vyborny	2-6	8-8	32-29	Leclaire/Sabourin	18,136
44	1/13	at TBL	L	14-28-02	2-4	13p,9	St. Louis	1-3	6-6	24-39	Burke/Denis	20,425
45	1/14	at FLA	OTW	15-28-02	5-4	61,9,91,25,9p	Vyborny	1-8	6-7	23-52	Leclaire/Luongo	17,991
46	1/16	NYR	W	16-28-02	4-3	25,9p,45,61	Nash	1-3	1-1	32-36	Denis/Weekes	16,355
47	1/18	DET	L	16-29-02	0-4	-	Holmstrom	0-7	5-7	26-41	Osgood/Leclaire	17,089
48	1/20	STL	SOW	17-29-02	4-3	13p,9s,38,61x	Nash	1-4	7-7	35-44	Denis/Sanford	17,268
49	1/21	at NSH	L	17-30-02	2-7	10s,4p	Perrault	1-4	4-7	29-48	Vokoun/Leclaire	15,416
50	1/24	VAN	W	18-30-02	6-5	25,38p,13p,4p,38p,10	Letowski	4-9	4-6	43-33	Denis/Auld	16,192
51	1/27	MIN	W	19-30-02	4-3	6,4p,61,91	Fedorov	1-9	4-6	25-28	Leclaire/Roloson	17,153
52	1/28	NSH	W	20-30-02	4-3	9,61p,15s,9	Vyborny	1-3	6-9	24-27	Denis/Vokoun	18,136
53	2/1	at CGY	SOW	21-30-02	2-1	13p,40x	Balastik	1-5	2-2	20-37	Denis/Kiprusoff	19,289
54	2/2	at EDM	SOW	22-30-02	2-1	13,25x	Chimera	0-4	6-6	19-28	Denis/Markkanen	16,839
55	2/6	at VAN	L	22-31-02	4-7	61,13p,97,61p	Sedin	2-9	6-11	33-38	Auld/Denis	18,630
56	2/8	LAK	W	23-31-02	7-4	10,10,40p,25,9p,91,25	Vyborny	2-5	3-3	36-27	Denis/Garon	16,162
57	2/10	COL	L	23-32-02	1-4	38	Svatos	0-2	1-3	29-27	Budaj/Denis	18,136
58	2/11	at NSH	L	23-33-02	2-5	61,13	Upshall	0-4	4-6	25-36	Vokoun/Denis	17,113
59	3/2	at COL	L	23-34-02	0-1	-	Clark	0-6	6-7	24-40	Aebischer/Leclaire	18,007
60	3/4	at LAK	L	23-35-02	2-3	13,13	Cammalleri	0-6	6-7	26-35	Garon/Denis	17,238
61	3/5	at ANA	SOW	24-35-02	3-2	40p,13p,61x	Nash	2-9	5-6	34-45	Leclaire/Giguere	16,124
62	3/7	CHI	L	24-36-02	1-3	27	Sharp	0-4	4-4	28-44	Anderson/Denis	16,137
63	3/9	PHX	W	25-36-02	5-4	61p,38,13,20,25	Chimera	1-7	4-5	30-33	Leclaire/Joseph	17,066
64	3/11	EDM	OTW	26-36-02	4-3	10,91,13,97	Klesla	0-6	4-6	31-27	Denis/Roloson	18,136
65	3/13	at STL	OTL	26-36-03	2-3	61,25	Backman	0-4	5-7	30-31	Lalime/Leclaire	12,130
66	3/15	at CHI	L	26-37-03	2-3	45,61p	Calder	1-5	3-3	35-29	Khabibulin/Denis	10,130
67	3/17	VAN	L	26-38-03	2-3	6p,27	Morrison	1-6	3-5	24-33	Auld/Leclaire	16,163
68	3/19	ANA	L	26-39-03	3-4	13p,49,61	Lupul	1-9	5-6	28-29	Giguere/Denis	16,519
69	3/21	PHX	L	26-40-03	2-5	52p,91	Doan	1-4	4-5	33-36	Joseph/Leclaire	15,581
70	3/24	CGY	W	27-40-03	3-2	27,13,25	Chimera	0-7	7-8	28-28	Denis/Kiprusoff	17,041
71	3/25	at DET	SOW	28-40-03	5-4	97,9,61,27,40x	Balastik	0-2	3-3	27-44	Leclaire/Osgood	20,006
72	3/28	SJS	W	29-40-03	4-1	61,61p,42,27	Nash	1-2	5-5	23-29	Denis/Toskala	16,094
73	3/31	at STL	W	30-40-03	4-2	40,25,61,61p	Nash	1-4	6-6	20-30	Leclaire/Lalime	14,101
74	4/1	CHI	W	31-40-03	5-2	13,42,40,42p,9s	Balastik	1-7	6-7	24-29	Denis/Anderson	17,394
75	4/3	at NSH	W	32-40-03	3-1	27s,25,42	Chimera	0-8	9-10	28-37	Leclaire/Mason	12,073
76	4/7	at DET	SOL	32-40-04	5-6	61p,42,49,61,61	Holmstrom	1-3	2-3	23-36	Legace/Denis	20,066
77	4/8	DET	L	32-41-04	2-4	38,27	Williams	0-2	4-4	29-30	Osgood/Leclaire	18,136
78	4/11	at DAL	L	32-42-04	2-3	15,91	Svoboda	0-4	5-7	17-26	Turco/Denis	18,543
79	4/13	STL	W	33-42-04	4-1	91p,42,47,27	Hartigan	1-7	5-5	31-27	Leclaire/Bacashihua	16,262
80	4/15	CHI	W	34-42-04	5-2	49,42,9,9,61	Vyborny	0-4	2-2	29-36	Denis/Khabibulin	16,555
81	4/16	at CHI	L	34-43-04	3-4	9,61p,91s	Calder	1-5	9-11	16-61	Anderson/Leclaire	10,733
82	4/18	DAL	W	35-43-04	5-4	9,10,5,42p,91p	Fedorov	2-5	4-5	31-36	Denis/Hedberg	17,103

2003-04 FINAL STATISTICS

PLAYER	POS	GP	TOI	G	A	PTS	+/-	PIM	PP	SH	GW	GT	S	%
Rick Nash	LW	80	17:37	41	16	57	-35	87	19	0	7	2	269	15.2
David Vyborny	RW	82	20:22	22	31	53	-26	40	8	4	2	0	158	13.9
Nikolai Zherdev	LW	57	16:10	13	21	34	-11	54	5	0	1	0	137	9.5
Todd Marchant	C	77	20:38	9	25	34	-17	34	4	0	2	0	163	5.5
Trevor Letowski	RW	73	16:19	15	17	32	-12	16	4	0	1	0	126	11.9
*Geoff Sanderson	LW	67	16:20	13	16	29	-9	34	5	0	1	0	191	6.8
Anders Eriksson	D	66	20:42	7	20	27	-6	18	2	0	1	1	84	8.3
Andrew Cassels	C	58	19:17	6	20	26	-24	26	2	0	0	1	91	6.6
Manny Malhotra	C	CBJ	56	14:47	12	13	25	-5	24	1	0	2	103	11.7
		TOT	65	13:48	12	13	25	-7	28	1	0	2	107	11.2
Brian Holzinger	C	CBJ	13	15:17	1	0	1	-4	2	0	0	0	14	7.1
		TOT	74	16:33	7	15	22	-31	40	1	1	1	96	7.3
Jaroslav Spacek	D	58	23:26	5	17	22	-13	45	2	1	2	0	108	4.6
Tyler Wright	C	68	14:34	9	9	18	-19	63	2	0	3	0	109	8.3
Darryl Sydor	D	49	21:54	2	13	15	-19	26	1	0	0	0	80	2.5
Rostislav Klesla	D	47	18:19	2	11	13	-16	27	0	1	1	0	74	2.7
Alexander Svitov	C	CBJ	29	12:39	2	6	8	-8	16	0	0	0	36	5.6
		TOT	40	11:43	2	9	11	-8	20	0	0	0	52	3.8
*Lasse Pirjeta	C	57	10:46	2	8	10	-6	20	0	0	0	0	78	2.6
Derrick Walser	D	27	18:23	1	8	9	-6	22	1	0	0	0	35	2.9
Aaron Johnson	D	29	15:01	2	6	8	-2	32	0	0	1	0	33	6.1
Duvie Westcott	D	34	21:10	0	7	7	-15	39	0	0	0	0	43	0.0
Jody Shelley	LW	76	7:14	3	3	6	-10	228	1	0	0	0	62	4.8
Luke Richardson	D	64	20:07	1	5	6	-11	48	0	0	1	0	34	2.9
Mark Hartigan	C	9	16:18	1	3	4	-2	6	1	0	0	0	15	6.7
Espen Knutsen	C	14	15:27	0	4	4	-5	2	0	0	0	0	11	0.0
Scott Lachance	D	77	18:58	0	4	4	-23	44	0	0	0	0	35	0.0
David Ling	RW	50	7:45	1	2	3	-3	98	0	0	0	0	45	2.2
Tim Jackman	RW	19	9:55	1	2	3	-7	16	0	0	0	0	18	5.6
Kent McDonell	RW	29	10:17	1	2	3	-7	36	0	0	0	0	23	4.3
Andrej Nedorost	LW	9	13:02	2	0	2	0	6	0	0	0	0	16	12.5
Brad Moran	C	2	10:03	1	1	2	-1	2	0	0	0	0	4	25
*Todd Rohloff	D	24	19:14	0	2	2	-12	8	0	0	0	0	16	0.0
Marc Denis	G	66	58:16	0	2	2	0	10	0	0	0	0	0	0.0
Donald MacLean	C	4	11:41	1	0	1	-1	0	0	0	0	0	10	10
Dan Fritsche	C	19	8:24	1	0	1	-5	12	0	0	0	0	19	5.3
Jeremy Reich	C	9	7:38	0	1	1	-3	20	0	0	0	0	3	0.0
Darrel Scoville	D	8	19:14	0	1	1	-4	6	0	0	0	0	5	0.0
Zenith Komarniski	D	2	14:48	0	0	0	0	0	0	0	0	0	1	0.0
Mike Pandolfo	LW	3	8:18	0	0	0	-2	0	0	0	0	0	3	0.0
Greg Mauldin	C	6	8:47	0	0	0	-2	4	0	0	0	0	6	0.0
Joe Motzko	RW	2	7:15	0	0	0	0	0	0	0	0	0	1	0.0
*Jamie Pushor	D	7	13:12	0	0	0	-2	2	0	0	0	0	6	0.0
*J-L Grand-Pierre	RW	16	7:25	0	0	0	-3	12	0	0	0	0	15	0.0
Fred Brathwaite	G	21	50:01	0	0	0	0	2	0	0	0	0	0	0.0
Pascal Leclaire	G	2	59:45	0	0	0	0	0	0	0	0	0	0	0.0
TOTALS		82		198	333	531		1275	60	6	28	4	2535	7.8

GOALTENDERS	GP	MIN	W	L	OT	SO	GA	SA	SV	GAA	SV%
Marc Denis	66	3,796	21	36	7	5	162	1,808	1,646	2.56	.918
Fred Brathwaite	21	1,050	4	11	1	0	59	515	456	3.37	.897
Pascal Leclaire	2	119	0	2	0	0	7	62	55	3.53	.899
TOTALS	89	4,965	25	49	8	5	228	2,385	2,157	2.76	.913

*Traded Player

2003-04 SEASON NOTES

- Posted a 25-45-8-4 record (62 pts.) in their fourth NHL season, finishing fourth in the Central Division, 14th in the Western Conference and 27th in the NHL under head coaches Doug MacLean and Gerard Gallant. Gallant took over as interim head coach on Jan. 1 and led the club to a 16-24-4-1 record, including a season-high and club record-tying four consecutive wins from Mar. 21-27.
- The Blue Jackets successfully killed off 287-of-337 opponent power plays for an 85.2 percent penalty killing percentage, which ranked ninth in the NHL and was the second-highest in club history. Columbus killed off 134-of-152 at home (88.2 pct./4th in NHL) and 153-of-185 on the road (82.7 pct./17th in NHL). The club finished the season by killing off 68-of-73 (93.2 pct.) over the final 17 games.
- The Blue Jackets dressed 12 different players who were born in the 1980s with those players accounting for 43.5 percent of the club's goals (77-of-177). Columbus dressed all four of its first round draft picks – D Rostislav Klesla (2000), G Pascal Leclaire (2001), LW Rick Nash (2002) and RW Nikolai Zherdev (2003) – for the first time vs. San Jose on Dec. 31 and all four played in their first game together at Phoenix on Feb. 20.
- Left wing Rick Nash won the Rocket Richard trophy as the NHL's leading goal scorer (41 – tied with Atlanta's Ilya Kovalchuk and Calgary's Jarome Iginla), becoming the youngest player in NHL history to lead the league in goal scoring. The 19-year-old finished the season with 41-16-57 in 80 games and also led the NHL with a team-record 19 power play goals. He was the first teenager to play in the All-Star Game since Quebec's Owen Nolan (19 years, 340 days) and Pittsburgh's Jaromir Jagr (19 years, 337 days) in 1992.
- Right wing Nikolai Zherdev made his Blue Jackets debut on Dec. 2 and went on to tally 13-21-34 and 54 PIM in 57 games. He ranked in the top 10 among NHL rookies in points per game (3rd, 0.60), assists (5th), points (T-6th), power play goals (sixth-T), shots (sixth-T, 137) and goals (ninth-T) and had 1-1-2 in the YoungStars Game as part of the NHL's All-Star Weekend.
- Right wing David Vyborny led the club with four shorthanded goals, which tied for fourth in the NHL and established a new club record (Mike Sillinger – 3, 2002-03). He set career marks to finish second on the club in goals and points with 22-31-53 in 82 games. He led the club in assists and was the only player to compete in every game, extending his consecutive games played streak to 162. He notched his first career hat trick on Nov. 7 vs. Atlanta, tied a team record with five points (1-4-5) on Feb. 28 vs. Colorado and was named the NHL Player of Week (Feb. 23-29).
- Goaltender Marc Denis went 21-36-7 with a 2.56 goals-against average, .918 save percentage and five shutouts in 2003-04, tying his career high and the franchise record for shutouts in a season. He also set a career high in save percentage, eclipsing his previous best of .917 in 1999-00 with Colorado.

GM	DATE	OPPONENT	RESULT	RECORD	SCORE	CBJ GOAL SCORERS	W/T GOAL	PP	PK	SF-SA	W-L GOALIE	ATTN.
1	10/9	at ATL	L	0-1-0-0	1-2	38	Tamer	0-6	7-8	27-27	Nurminen/Denis	17,918
2	10/11	NYR	W	1-1-0-0	5-0	10,9p,20,61p,5p	Letowski	3-11	3-3	36-25	Denis/Markkanen	18,136
3	10/13	VAN	W	2-1-0-0	3-2	9p,26,61	Nash	1-4	4-4	26-29	Denis/Cloutier	16,580
4	10/16	CHI	W	3-1-0-0	2-1	61p,26p	Marchant	2-7	3-3	36-31	Denis/Thibault	16,158
5	10/18	at NSH	L	3-2-0-0	2-3	32,9p	G. Johnson	1-5	4-4	28-33	Vokoun/Brathwaite	10,499
6	10/22	at DET	L	3-3-0-0	1-4	61	Datsyuk	0-5	1-2	19-28	Legace/Denis	20,066
7	10/23	TBL	L	3-4-0-0	0-1	-	Lecavalier	0-4	2-2	20-28	Grahame/Denis	16,542
8	10/25	DAL	L	3-5-0-0	2-3	61p,38	Dimaio	1-8	1-1	27-34	Turco/Denis	18,136
9	10/28	at VAN	L	3-6-0-0	3-6	9,5,61	Chubarov	0-5	1-2	19-28	Hedberg/Brathwaite	18,630
10	10/30	at EDM	OTL	3-6-0-1	3-4	61,9s,61p	Isbister	1-4	5-5	22-41	Salo/Denis	15,946
11	11/1	at CGY	L	3-7-0-1	0-3	-	Leopold	0-5	2-3	15-34	McLennan/Denis	14,539
12	11/7	ATL	W	4-7-0-1	4-2	9,8,9,9s	Vyborny	0-6	4-5	23-14	Denis/Dafoe	16,827
13	11/9	CGY	W	5-7-0-1	4-3	45p,45,25p,8p	Sanderson	3-8	5-5	28-45	Denis/Sabourin	17,957
14	11/11	at MTL	T	5-7-1-1	1-1	61p	Nash	1-3	5-5	36-31	Denis/Garon	18,765
15	11/13	at OTT	L	5-8-1-1	2-5	10p,9s	Hossa	1-9	7-12	17-35	Lalime/Brathwaite	15,297
16	11/14	BOS	L	5-9-1-1	0-4	-	McGillis	0-3	1-2	24-27	Potvin/Denis	18,136
17	11/16	PHX	T	5-9-2-1	2-2	61p,25	Cassels	1-4	3-4	27-31	Denis/Burke	16,631
18	11/19	at DET	L	5-10-2-1	1-5	8p	Hull	1-3	4-5	38-42	Legace/Denis	20,066
19	11/20	DET	W	6-10-2-1	3-0	61,25,49	Nash	0-3	3-3	24-25	Denis/Legace	18,136
20	11/22	NYI	W	7-10-2-1	2-1	61,26	Marchant	0-5	6-6	29-25	Brathwaite/Dipietro	16,578
21	11/25	EDM	T	7-10-3-1	3-3	27,8p,10p	Dvorak	2-5	4-4	34-34	Denis/Conklin	16,465
22	11/26	at NSH	L	7-11-3-1	2-4	61,27	Orszagh	0-3	7-8	28-33	Vokoun/Denis	10,185
23	11/29	WSH	L	7-12-3-1	3-5	61,28,61p	Bondra	1-4	1-2	28-24	Kolzig/Denis	17,158
24	12/2	ANA	W	8-12-3-1	2-1	9p,61p	Nash	2-6	3-3	32-31	Denis/Gerber	16,525
25	12/4	NSH	L	8-13-3-1	2-4	13,61	G. Johnson	0-3	4-4	39-24	Vokoun/Denis	16,166
26	12/6	at COL	L	8-14-3-1	1-5	61	Sakic	0-6	1-4	36-38	Sauve/Denis	18,007
27	12/10	PHI	T	8-14-4-1	1-1	27	Kapanen	0-2	5-5	20-41	Brathwaite/Boucher	17,063
28	12/12	STL	OTL	8-14-4-2	2-3	25,61p	Weight	1-6	1-2	32-33	Johnson/Brathwaite	17,892
29	12/13	at PIT	L	8-15-4-2	3-5	23p,13,10	Holzinger	1-4	3-5	26-25	Caron/Brathwaite	11,989
30	12/16	at STL	OTL	8-15-4-3	1-2	25p	Tkachuk	1-4	3-4	27-37	Osgood/Denis	16,091
31	12/19	CGY	L	8-16-4-3	1-2	61	Lombardi	0-13	6-6	34-21	Kiprusoff/Denis	16,561
32	12/20	at MIN	L	8-17-4-3	2-5	8,10	Yuzyn	0-5	1-1	29-35	Roloso/Denis	18,568
33	12/23	PHX	L	8-18-4-3	1-2	61	Tanabe	0-5	1-2	28-26	Burke/Brathwaite	16,993
34	12/26	at CHI	W	9-18-4-3	4-1	9,27,61,9	Malhotra	0-2	2-2	33-31	Brathwaite/Leighton	13,517
35	12/27	DAL	L	9-19-4-3	3-4	13,61,20	Matvichuk	0-3	2-3	24-18	Turco/Denis	17,419
36	12/29	STL	L	9-20-4-3	2-3	8p,26p	R. Johnson	2-6	4-5	25-34	Johnson/Denis	17,715
37	12/31	SJS	L	9-21-4-3	0-1	-	McCauley	0-4	3-3	26-29	Nabokov/Denis	18,136
38	1/2	at TB	W	10-21-4-3	2-0	44,27	Klesla	0-1	1-1	15-37	Denis/Grahame	15,609
39	1/3	at FLA	L	10-22-4-3	0-1	-	Weiss	0-4	3-3	42-34	Luongo/Denis	15,874
40	1/6	at COL	L	10-23-4-3	0-6	-	Blake	0-7	1-2	35-36	Aebischer/Brathwaite	18,007
41	1/8	at SJS	OTW	11-23-4-3	3-2	28,42p,61p	Nash	2-6	3-3	25-36	Denis/Nabokov	14,549
42	1/10	at LAK	T	11-23-5-3	2-2	2p,26	Klatt	1-3	0-2	33-32	Denis/Cechmanek	18,118
43	1/11	at ANA	T	11-23-6-3	2-2	13,61	Nash	0-5	7-7	37-43	Gerber/Denis	15,559
44	1/15	at STL	L	11-24-6-3	3-5	13p,26,8	Boguniecki	1-5	2-4	26-26	Divis/Denis	17,709
45	1/16	LAK	OTW	12-24-6-3	3-2	8,61p,61	Nash	1-6	1-1	31-24	Denis/Cechmanek	17,238
46	1/18	EDM	T	12-24-7-3	4-4	9,28,13p,61p	Brewer	2-7	3-4	38-30	Denis/Conklin	18,136
47	1/21	STL	W	13-24-7-3	3-1	26p,27,27	Malhotra	1-6	5-5	30-28	Denis/Osgood	16,242
48	1/22	at CHI	L	13-25-7-3	0-7	-	Moen	0-2	4-5	30-39	Anderson/Brathwaite	11,347
49	1/24	CHI	W	14-25-7-3	4-3	61p,27,61p,28	Wright	2-13	4-5	34-23	Denis/Anderson	18,136
50	1/27	NJD	L	14-26-7-3	3-4	61p,28,41	Gionta	1-5	2-3	31-39	Brodeur/Denis	18,136
51	1/29	NSH	L	14-27-7-3	4-6	8p,10,10p,28p	Walker	3-6	3-6	31-31	Vokoun/Brathwaite	16,335
52	1/31	MIN	OTW	15-27-7-3	2-1	9p,2	Eriksson	1-3	5-5	29-32	Denis/Roloso	18,136
53	2/2	at PHX	T	15-27-8-3	3-3	2,9s,2	Eriksson	0-4	6-6	29-32	Denis/Boucher	18,291
54	2/4	at DAL	L	15-28-8-3	0-1	-	Arnott	0-4	4-4	18-29	Turco/Denis	12,012
55	2/11	LAK	OTW	16-28-8-3	3-2	3p,47,9	Vyborny	1-6	1-1	34-32	Denis/Cechmanek	16,221
56	2/12	at TOR	L	16-29-8-3	1-4	26	Roberts	0-3	3-5	19-28	Belfour/Denis	19,356
57	2/14	SJS	OTL	16-29-8-4	1-2	8	Sturm	0-4	4-4	24-50	Nabokov/Denis	18,136
58	2/16	NSH	W	17-29-8-4	4-2	27,27p,3s,17	Spacek	1-5	4-4	23-34	Denis/Vokoun	17,340
59	2/18	at ANA	L	17-30-8-4	1-3	8	Prospal	0-5	5-5	20-34	Giguere/Denis	12,898
60	2/20	at PHX	L	17-31-8-4	2-3	10,3	Langkow	0-6	5-6	28-31	Pelletier/Leclaire	14,327
61	2/21	at LAK	L	17-32-8-4	3-4	45,61,61	Laperriere	0-4	5-6	21-42	Huet/Denis	18,118
62	2/23	at SJS	L	17-33-8-4	2-4	44,2	Cheechoo	0-3	4-5	26-38	Nabokov/Leclaire	14,886
63	2/25	CHI	L	17-34-8-4	3-4	9,2,28p	Calder	1-5	4-4	42-28	Anderson/Denis	17,220
64	2/27	at CHI	W	18-34-8-4	4-3	46,9p,8,22	Richardson	1-5	4-6	29-36	Brathwaite/Leighton	12,477
65	2/28	COL	OTW	19-34-8-4	5-4	9p,8,13p,27,3p	Spacek	3-7	4-5	44-36	Denis/Sauve	18,136
66	3/2	at CAR	W	20-34-8-4	3-0	61p,10,27	Nash	1-4	4-4	17-25	Denis/Weekes	9,839
67	3/3	at DAL	L	20-35-8-4	2-4	61p,61p	Guerin	2-3	3-3	17-36	Tugnutt/Denis	18,008
68	3/6	VAN	L	20-36-8-4	0-4	-	Ohlund	0-6	2-2	32-24	Hedberg/Denis	18,136
69	3/8	CAR	L	20-37-8-4	1-4	61p	Cole	1-5	3-4	28-38	Irbe/Brathwaite	16,411
70	3/11	DET	L	20-38-8-4	2-4	10,13	Hull	0-5	4-4	33-35	Joseph/Denis	18,136
71	3/13	at STL	L	20-39-8-4	3-5	16,10,10	Tkachuk	0-3	3-5	22-32	Osgood/Denis	19,661
72	3/14	at MIN	L	20-40-8-4	2-3	9p,10p	Daigle	2-2	6-6	21-30	Fernandez/Denis	18,568
73	3/16	at EDM	L	20-41-8-4	2-3	16,25	Moreau	0-4	3-3	23-27	Conklin/Denis	16,839
74	3/18	at CGY	L	20-42-8-4	0-2	-	Lombardi	0-7	4-4	23-35	Kiprusoff/Denis	17,479
75	3/21	at VAN	W	21-42-8-4	5-4	19,61,13,26p,13	Zherdev	1-3	6-6	23-31	Denis/Hedberg	18,630
76	3/24	MIN	W	22-42-8-4	2-0	47,61	A. Johnson	0-2	8-8	23-20	Denis/Roloso	17,732
77	3/26	ANA	W	23-42-8-4	3-1	9,28,13	Wright	0-4	4-5	29-44	Brathwaite/Gerber	18,136
78	3/27	at NSH	OTW	24-42-8-4	3-2	61,13p,28	Wright	1-5	7-7	32-37	Denis/Vokoun	17,113
79	3/29	at BUF	L	24-43-8-4	0-6	-	Kalinin	0-5	3-3	23-39	Biron/Brathwaite	15,263
80	3/31	DET	L	24-44-8-4	2-3	10,36	Lang	0-7	1-1	32-30	Legace/Denis	18,136
81	4/2	COL	L	24-45-8-4	2-4	13p,3	Svatos	1-5	3-4	39-40	Aebischer/Denis	18,136
82	4/3	at DET	W	25-45-8-4	4-1	2p,61,10,9	Nash	1-2	4-4	17-33	Denis/Legace	20,066

2002-03 FINAL STATISTICS

PLAYER	POS	GP	TOI	G	A	PTS	+/-	PIM	PP	SH	GW	GT	S	%
Ray Whitney	LW	81	21:00	24	52	76	-26	22	8	2	2	1	235	10.2
Andrew Cassels	C	79	19:51	20	48	68	-4	30	9	1	5	0	113	17.7
Geoff Sanderson	LW	82	18:43	34	33	67	-4	34	15	2	2	0	286	11.9
David Vyborny	RW	79	16:20	20	26	46	12	16	4	1	4	0	125	16.0
Jaroslav Spacek	D	81	24:47	9	36	45	-23	70	5	0	1	0	166	5.4
Mike Sillinger	C	75	19:08	18	25	43	-21	52	9	3	3	0	128	14.1
Rick Nash	LW	74	13:56	17	22	39	-27	78	6	0	2	0	154	11.0
Tyler Wright	C	70	16:07	19	11	30	-25	113	3	2	3	0	108	17.6
*Grant Marshall	RW	66	13:56	8	20	28	-8	71	3	0	2	0	96	8.3
Lasse Pirjeta	LW	51	11:28	11	10	21	-4	12	2	0	2	0	80	13.8
Derrick Walser	D	53	14:51	4	13	17	-9	34	3	0	2	0	86	4.7
Rostislav Klesla	D	72	18:45	2	14	16	-22	71	0	0	0	0	89	2.2
Sean Pronger	C	78	11:31	7	6	13	-26	72	1	0	0	0	67	10.4
Luke Richardson	D	82	23:31	0	13	13	-16	73	0	0	0	0	56	0.0
Espen Knutsen	C	31	16:44	5	4	9	-15	20	3	0	1	0	28	17.9
Matt Davidson	RW	34	11:48	4	5	9	-12	18	0	0	0	0	28	14.3
Hannes Hyvonen	RW	36	10:02	4	5	9	-11	22	0	0	0	0	48	8.3
Duvie Westcott	D	39	18:40	0	7	7	-3	77	0	0	0	0	27	0.0
David Ling	RW	35	7:56	3	2	5	-6	86	0	0	0	0	37	8.1
Jody Shelley	LW	68	6:07	1	4	5	-5	249	0	0	0	0	39	2.6
Tomi Kallio	RW	12	14:52	1	2	3	-7	8	0	0	0	0	20	5.0
Darren Van Impe	D	14	18:28	1	1	2	-6	10	0	1	0	1	11	9.1
J-L Grand-Pierre	D	41	13:38	1	0	1	-6	64	0	0	0	0	32	3.1
Andrej Nedorost	C	12	9:15	0	1	1	-6	4	0	0	0	0	10	0.0
Jamie Allison	D	48	11:56	0	1	1	-15	99	0	0	0	0	23	0.0
Scott Lachance	D	61	20:00	0	1	1	-20	46	0	0	0	0	35	0.0
Mathieu Darche	LW	1	6:57	0	0	0	-1	0	0	0	0	0	0	0.0
Darrel Scoville	D	2	14:30	0	0	0	0	4	0	0	0	0	1	0.0
Kent McDonell	RW	3	8:40	0	0	0	-1	0	0	0	0	0	4	0.0
Blake Bellefeuille	C	3	7:00	0	0	0	0	0	0	0	0	0	0	0.0
Kevin Dineen	RW	4	10:40	0	0	0	0	12	0	0	0	0	7	0.0
Paul Manning	D	8	13:02	0	0	0	0	2	0	0	0	0	4	0.0
Jean-Francois Labbe	G	11	41:00	0	0	0	0	2	0	0	0	0	0	0.0
Marc Denis	G	77	58:35	0	0	0	0	6	0	0	0	0	0	0.0
TOTALS		82		213	362	575		1,505	71	12	29	2	2,143	9.9

GOALTENDERS	GP	MIN	W	L	T	SO	GA	SA	SV	GAA	SV%
Marc Denis	77	4,511	27	41	8	5	232	2,404	2,172	3.09	.903
Jean-Francois Labbe	11	451	2	4	0	0	27	233	206	3.59	.884
TOTALS	82	4,984	29	45	8	5	263	2,641	2,378	3.17	.900

*Traded Player

2002-03 SEASON NOTES

- Posted 29-42-8-3 record (69 pts.) in their third NHL season, finishing fifth in the Central Division, 15th in the Western Conference and 28th in the NHL under head coaches Dave King and Doug MacLean. The club went 14-20-4-2 under King and 15-22-4-1 with MacLean.
- Set franchise record with 29 wins, surpassing inaugural season total of 28, while the club's 69 points represented a 12-point improvement from 2001-02 and fell just two shy of the club record of 71 set in 2000-01.
- Established franchise record for home wins and points in a season after registering 20-14-5-2 record (47 pts.) at Nationwide Arena. The Jackets set a franchise record regulation unbeaten streak at home from Jan. 20-Feb. 12 (4-0-2-0) and also had a five-game streak from Oct. 27-Nov. 9 (4-0-0-1). The club averaged 17,744 fans per game, including 23 sellouts.
- Won three consecutive road games for the first time in franchise history (2-1 at Minnesota on Jan. 8, 3-2 at Vancouver on Jan. 10 and 7-2 at Calgary on Jan. 11).
- Despite being the last team in the NHL to record an overtime win in 2002-03 (2-1 at Montreal on Feb. 13), Columbus finished the campaign with a 5-1-2 record in its last eight overtime contests and 4-3-8 overall.
- Netted a franchise record 71 power play goals and finished fourth in the NHL in penalty killing on home ice with a 86.5% success rate. The club also set a record with 12 shorthanded goals, tying for second best in the League. Mike Sillinger led the club with three shorthanded tallies and finished tied for second in the NHL with six shorthanded points.
- Goaltender Marc Denis set the NHL record for minutes played with 4,511 in 77 games, surpassing the mark of 4,433 set by New Jersey's Martin Brodeur in 1995-96. He also led the NHL in appearances, shots faced (2,404) and saves (2,172). His 77 games are tied for second on the all-time list, trailing only St. Louis' Grant Fuhr who appeared in 79 during the 1995-96 campaign. He had consecutive games started streaks of 21 (Nov. 27-Jan. 10), 20 (Oct. 10-Nov. 22), 16 (Jan. 13-Feb. 19) and 15 (Feb. 23-Mar. 24). He failed to start in consecutive games just once this season (Mar. 25 at Los Angeles and Mar. 28 at Edmonton).
- Left wing Ray Whitney became the second Blue Jacket to appear in the NHL All-Star Game. He tallied 24-52-76 in 81 games to set club records for points, assists and multi-point games (19) in a season. Whitney tied for first in the NHL with 34 power play assists.
- Left wing Geoff Sanderson topped the 30-goal mark for the sixth time in his NHL career and second time with the Blue Jackets. He established a team record with 34 goals.
- Defenseman Jaroslav Spacek shattered the club record for points by a defenseman by collecting 9-36-45 in 81 games.
- Center Tyler Wright became the first Jacket to net multiple hat tricks in a season, notching three-goal games on Oct. 27 vs. Los Angeles and Mar. 20 vs. Toronto.

GM	DATE	OPPONENT	RESULT	RECORD	SCORE	CBJ GOAL SCORERS	W/T GOAL	PP	PK	SF-SA	W-L GOALIE	ATTN.
1	10/10	CHI	W	1-0-0-0	2-1	61,16p	Sillinger	1-6	6-7	33-32	Denis/Thibault	18,136
2	10/12	at NJD	L	1-1-0-0	2-3	19p,34	Elias	1-6	9-9	20-23	Brodeur/Denis	17,098
3	10/14	PHX	L	1-2-0-0	2-4	21p,3	Wilson	1-11	6-9	32-36	Boucher/Denis	18,136
4	10/17	at STL	L	1-3-0-0	1-7	3p	Boguniecki	1-5	6-10	23-33	Divis/Denis	14,708
5	10/19	FLA	W	2-3-0-0	4-1	29p,9,25p,8	Vyborny	2-4	6-6	22-27	Denis/Luong	17,424
6	10/23	TBL	T	2-3-1-0	2-2	8,8p	Andreychuk	1-8	5-6	26-27	Hodson/Labbe	17,306
7	10/25	SJS	L	2-4-1-0	4-5	29p,14p,14,24	Damphousse	2-4	5-6	24-38	Kiprusoff/Denis	16,802
8	10/27	LAK	W	3-4-1-0	5-1	8,28,24,28s,28p	Wright	1-6	4-4	33-25	Denis/Storr	17,106
9	10/29	at CHI	L	3-5-1-0	2-3	3,21	Arnason	0-3	4-4	22-22	Thibault/Denis	10,203
10	11/1	DAL	W	4-5-1-0	4-2	14,16p,25p,28	Cassels	2-8	7-7	28-40	Denis/Tugnutt	17,203
11	11/3	BUF	W	5-5-1-0	3-2	28,25p,23p	Walser	2-7	5-5	26-32	Denis/Biron	18,136
12	11/5	WSH	OTL	5-5-1-1	3-4	8p,28p,14p	Bondra	3-7	2-3	29-37	Charpentier/Denis	16,532
13	11/7	at STL	W	6-5-1-1	5-2	8,23p,25p,14,25s	Cassels	2-6	5-5	31-28	Denis/Brathwaite	17,278
14	11/9	NYR	W	7-5-1-1	6-3	61,24,61,8,19,28s	Sanderson	0-4	6-6	25-34	Denis/Blackburn	18,136
15	11/12	at COL	L	7-6-1-1	4-5	16s,8p,8p,3	Reinprecht	2-4	6-7	35-51	Roy/Denis	18,007
16	11/14	ANA	L	7-7-1-1	2-3	8p,28	Rucchin	1-4	2-3	28-44	Giguere/Denis	17,398
17	11/16	at NSH	T	7-7-2-1	1-1	8	Legwand	0-1	3-3	25-34	Denis/Dunham	14,730
18	11/17	at DAL	OTL	7-7-2-2	2-3	8,14	Turgeon	0-1	4-4	15-42	Turco/Denis	18,532
19	11/20	STL	W	8-7-2-2	3-2	16p,29p,9	Vyborny	2-6	6-6	20-28	Denis/Barrasso	18,136
20	11/22	at BUF	L	8-8-2-2	4-5	14s,23,9,20	Patrick	0-6	6-6	21-33	Miller/Denis	15,711
21	11/23	at OTT	L	8-9-2-2	2-5	9,41	Hossa	0-2	3-3	39-30	Prusek/Labbe	15,684
22	11/27	EDM	L	8-10-2-2	1-3	61	Smyth	0-3	2-3	16-19	Salo/Denis	17,745
23	11/29	at NYI	W	9-10-2-2	4-2	14,25,14,61	Whitney	0-4	5-6	28-31	Denis/Osgood	14,625
24	11/30	CAR	L	9-11-2-2	2-4	41,9p	Cole	1-4	4-5	27-42	Irbe/Denis	18,136
25	12/3	at NYR	L	9-12-2-2	3-5	9,41,25p	Lindros	1-4	4-4	31-35	Blackburn/Denis	17,802
26	12/6	at SJS	W	9-13-2-2	2-3	8s,8p	Damphousse	1-7	3-4	30-23	Nabokov/Denis	17,496
27	12/7	at LAK	W	10-13-2-2	4-2	61p,14,23p,28	Walser	2-7	6-6	25-30	Denis/Potvin	18,118
28	12/9	at PHX	T	10-13-3-2	3-3	8,61,3	Radivojevic	0-4	6-7	22-41	Denis/Boucher	9,639
29	12/12	NJD	W	11-13-3-2	4-2	25p,14p,9,28	Vyborny	2-5	3-3	29-42	Denis/Brodeur	18,136
30	12/14	at DET	L	11-14-3-2	4-6	20,8,28,45	Fedorov	0-5	1-1	22-34	Joseph/Denis	20,058
31	12/19	CGY	W	12-14-3-2	3-0	20,17,20p	Pirjeta	1-4	6-6	27-29	Denis/Turek	17,230
32	12/20	at CHI	L	12-15-3-2	1-3	19	Sullivan	0-6	4-4	29-30	Thibault/Denis	14,389
33	12/23	DET	L	12-16-3-2	0-1	-	Draper	0-5	4-4	33-28	Joseph/Denis	18,136
34	12/26	at DET	L	12-17-3-2	2-4	16s,16	Woolley	0-6	4-4	26-35	Joseph/Denis	20,058
35	12/28	STL	L	12-18-3-2	1-6	8	Mellanby	0-4	2-3	27-32	Johnson/Denis	18,136
36	12/29	at STL	L	12-19-3-3	2-5	8s,8	Rucinsky	0-5	2-4	26-38	Johnson/Denis	19,794
37	12/31	PIT	W	13-19-3-2	5-2	16,9p,25p,8p,25	Cassels	3-8	5-6	34-32	Denis/Hedberg	18,136
38	1/3	at WSH	T	13-19-4-2	2-2	14s,9	Gonchar	0-7	3-4	28-32	Denis/Charpentier	14,602
39	1/4	PHX	W	14-19-4-2	2-0	16,19	Sillinger	0-4	3-3	25-23	Denis/Pelletier	18,136
40	1/6	NSH	L	14-20-4-2	1-5	16	Legwand	0-4	4-6	22-34	Vokoun/Denis	17,082
41	1/8	at MIN	W	15-20-4-2	2-1	8,29	Marshall	0-4	4-4	26-19	Denis/Rolosen	18,568
42	1/10	at VAN	W	16-20-4-2	3-2	8,61p,28	Wright	1-4	4-5	24-29	Denis/Cloutier	18,422
43	1/11	at CGY	W	17-20-4-2	7-2	19,25p,29,61p,9,20,20	Marshall	2-6	6-7	25-30	Labbe/Turek	14,827
44	1/13	at EDM	L	17-21-4-2	5-8	61,16,14p,24,9	Laraque	1-2	1-2	16-40	Salo/Denis	16,057
45	1/15	ANA	L	17-22-4-2	3-4	29,25,16	Valicevic	0-8	2-2	30-32	Giguere/Denis	17,385
46	1/18	at BOS	L	17-23-4-2	2-7	25,3p	Girard	1-4	3-6	24-45	Shields/Denis	16,630
47	1/20	CHI	W	18-23-4-2	5-1	19,9,61p,14,29	Vyborny	1-5	3-3	26-38	Denis/Thibault	17,483
48	1/22	at DAL	L	18-24-4-2	2-4	43,16p	Young	1-4	6-6	19-26	Tugnutt/Denis	18,532
49	1/23	at COL	L	18-25-4-2	0-5	-	Morris	0-4	4-7	18-37	Roy/Denis	18,007
50	1/25	NYI	W	19-25-4-2	4-1	25p,20p,16p,28	Pirjeta	3-4	1-2	26-30	Denis/Roy	18,136
51	1/28	COL	T	19-25-5-2	2-2	20,29	Tanguay	0-3	4-4	19-36	Denis/Snow	18,136
52	1/30	NSH	W	20-25-5-2	2-1	28,21	Knutsen	0-3	4-5	19-34	Denis/Vokoun	17,256
53	2/5	VAN	T	20-25-6-2	4-4	9,28,16p,27s	Jokela	1-7	5-6	28-40	Denis/Skudra	17,106
54	2/8	at NSH	L	20-26-6-2	2-3	21p,9p	Legwand	2-6	5-6	17-39	Vokoun/Denis	15,186
55	2/12	SJS	W	21-26-6-2	1-0	61	Nash	0-4	4-4	28-38	Denis/Kiprusoff	17,822
56	2/13	at MTL	OTW	22-26-6-2	2-1	8p,3p	Spacek	2-4	5-5	26-39	Denis/Theodore	20,123
57	2/15	CHI	L	22-27-6-2	1-7	16s	Dempsey	0-5	4-5	31-31	Passmore/Denis	18,136
58	2/18	at PHX	L	22-28-6-2	2-5	9p,16p	Amonte	2-7	7-8	16-35	Boucher/Denis	12,667
59	2/19	at ANA	L	22-29-6-2	0-2	-	Kariya	0-4	4-4	26-23	Giguere/Denis	11,641
60	2/21	at SJS	L	22-30-6-2	0-6	-	Cheechoo	0-6	4-6	29-37	Nabokov/Labbe	17,347
61	2/23	at VAN	L	22-31-6-2	2-7	21p,8p	Bertuzzi	2-8	5-7	26-33	Cloutier/Denis	18,514
62	2/25	at NSH	L	22-32-6-2	0-5	-	Hulse	0-3	1-3	19-27	Vokoun/Denis	10,412
63	2/27	LAK	W	23-32-6-2	3-1	14p,14,14	Whitney	1-3	3-3	29-34	Denis/Storr	18,136
64	3/1	EDM	T	23-32-7-2	3-3	61,9,14	Whitney	0-4	0-2	27-27	Denis/Markkanen	18,136
65	3/3	DET	L	23-33-7-2	2-3	14p,44	Shanahan	1-8	3-4	31-23	Legace/Denis	18,136
66	3/6	VAN	OTW	24-33-7-2	5-4	14p,3p,14,8p,61	Nash	3-7	3-4	36-31	Denis/Auld	17,128
67	3/8	CGY	OTL	24-33-7-3	2-3	19,44	Iginla	0-6	4-5	28-29	Turek/Denis	18,136
68	3/10	at CAR	L	24-34-7-3	5-6	9s,25,14p,9,8	Defauw	1-3	3-5	40-24	Weekes/Labbe	13,066
69	3/11	DAL	L	24-35-7-3	0-2	-	Dahlen	0-3	3-3	25-36	Tugnutt/Denis	17,130
70	3/13	COL	L	24-36-7-3	1-5	43	Sakic	0-4	7-7	21-31	Roy/Denis	17,256
71	3/15	MIN	W	25-36-7-3	5-0	25,16p,43,25,14	Cassels	1-3	5-5	32-24	Denis/Fernandez	18,136
72	3/17	at ATL	L	25-37-7-3	2-3	20,8p	Heatley	1-7	8-8	29-31	Nurminen/Denis	9,212
73	3/20	TOR	OTW	26-37-7-3	4-3	28,61p,28p,28	Wright	2-9	4-5	32-32	Denis/Kidd	18,136
74	3/22	ATL	L	26-38-7-3	2-3	61,20	Bartecko	0-3	2-3	38-26	Hnilticka/Denis	18,136
75	3/24	at ANA	L	26-39-7-3	0-5	-	Leclerc	0-2	4-6	29-26	Giguere/Denis	15,507
76	3/25	at LAK	OTW	27-39-7-3	2-1	3p,25	Cassels	1-9	7-8	23-34	Labbe/Huet	17,493
77	3/28	at EDM	L	27-40-7-3	0-4	-	Isbister	0-6	4-4	26-36	Markkanen/Labbe	16,839
78	3/29	at CGY	W	28-40-7-3	6-4	25,41,8p,8p,8	Sanderson	2-5	4-4	26-39	Denis/Turek	16,007
79	4/1	at PHI	L	28-41-7-3	0-4	-	Johnsson	0-3	7-7	10-29	Cechmanek/Denis	19,544
80	4/2	MIN	W	29-41-7-3	3-0	16p,8p,61p	Sillinger	3-7	8-8	24-27	Denis/Rolosen	18,136
81	4/4	DET	T	29-41-8-3	5-5	9,25,28,14,20	Datsyuk	0-4	5-6	35-35	Denis/Legace	18,136
82	4/6	at MIN	L	29-42-8-3	3-4	8,8p,9	Gaborik	1-4	2-3	20-23	Rolosen/Denis	18,568

2001-02 FINAL STATISTICS

PLAYER	POS	GP	TOI	G	A	PTS	+/-	PIM	PP	SH	GW	GT	S	%	
Ray Whitney	LW	67	20:13	21	40	61	-22	12	6	0	3	0	210	10.0	
Mike Sillinger	C	80	20:51	20	23	43	-35	54	8	0	5	0	150	13.3	
Espen Knusten	C	77	20:14	11	31	42	-28	47	5	2	1	0	102	10.8	
Grant Marshall	RW	81	15:27	15	18	33	-20	86	6	0	4	1	152	9.9	
David Vyborny	RW	75	15:27	13	18	31	-14	6	6	0	2	0	103	12.6	
Deron Quint	D	75	22:00	7	18	25	-34	26	3	0	1	0	169	4.1	
Tyler Wright	C	77	17:12	13	11	24	-40	100	4	0	1	1	120	10.8	
Jaroslav Spacek	D	CBJ	14	23:35	2	3	5	-9	24	1	1	1	0	29	6.9
		TOT	74	17:46	5	13	18	-4	53	1	1	2	0	93	5.4
*Lyle Odelein	D	65	22:11	2	14	16	-28	89	0	0	0	0	76	2.6	
Geoff Sanderson	LW	42	16:49	11	5	16	-15	12	5	0	2	0	112	9.8	
Serge Aubin	LW	71	15:29	8	8	16	-20	32	1	0	1	0	86	9.3	
Rostislav Klesla	D	75	18:52	8	8	16	-6	74	1	0	0	1	102	7.8	
Robert Kron	RW	59	15:58	4	11	15	-14	4	1	0	0	0	92	4.3	
Brett Harkins	C	25	12:38	2	12	14	-5	8	2	0	0	0	9	22.2	
Kevin Dineen	RW	59	10:07	5	8	13	-6	62	0	0	0	0	73	6.8	
Mattias Timander	D	78	19:51	4	7	11	-34	44	1	0	0	0	68	5.9	
Blake Sloan	RW	60	10:55	2	7	9	-18	46	0	0	0	0	49	4.1	
J-L Grand-Pierre	D	81	15:20	2	6	8	-28	90	0	0	0	0	62	3.2	
*Jamie Pushor	D	61	17:07	0	6	6	-10	54	0	0	0	0	46	0.0	
Jody Shelley	LW	52	6:31	3	3	6	1	206	0	0	0	0	35	8.6	
Radim Bicanek	D	60	13:31	1	5	6	-15	34	0	0	0	0	43	2.3	
Chris Nielsen	RW	23	10:46	2	3	5	-3	4	0	0	1	0	28	7.1	
Sean Pronger	C	26	11:25	3	1	4	-4	4	0	0	0	0	25	12.0	
Matt Davidson	RW	17	14:33	1	2	3	-11	10	0	0	0	0	18	5.6	
Jamie Heward	D	28	14:04	1	2	3	-9	7	0	0	0	0	38	2.6	
Mathieu Darche	LW	14	9:49	1	1	2	-5	6	0	0	0	0	15	6.7	
Andrej Nedorost	C	7	12:55	0	2	2	-3	2	0	0	0	0	12	0.0	
Jamie Allison	D	CBJ	7	11:23	0	0	0	-4	28	0	0	0	2	0.0	
		TOT	44	8:19	0	2	2	-7	52	0	0	0	16	0.0	
Derrick Walser	D	2	16:18	1	0	1	-2	0	0	0	0	0	2	50.0	
Martin Spanhel	LW	4	11:11	1	0	1	-2	2	0	0	0	0	6	16.7	
Blake Bellefeuille	C	2	8:21	0	1	1	1	0	0	0	0	0	2	0.0	
Marc Denis	G	42	55:36	0	1	1	0	2	0	0	0	0	0	0.0	
Ron Tugnutt	G	44	56:51	0	1	1	0	0	0	0	0	0	0	0.0	
J-F Labbe	G	3	39:04	0	0	0	0	0	0	0	0	0	0	0.0	
Brad Moran	C	3	7:38	0	0	0	0	0	0	0	0	0	2	0.0	
Duvie Westcott	D	4	15:07	0	0	0	-2	2	0	0	0	0	3	0.0	
David Ling	RW	5	9:47	0	0	0	-1	7	0	0	0	0	5	0.0	
TOTALS		82		164	276	440		1260	50	3	25	3	2233	7.34	

GOALTENDERS	GP	MIN	W	L	T	SO	GA	SA	SV	GAA	SV%
Ron Tugnutt	44	2,502	12	27	3	2	119	1,076	957	2.85	.900
Jean-Francois Labbe	3	117	1	1	0	0	6	62	56	3.08	.912
Marc Denis	42	2,335	9	24	5	1	121	1,076	955	3.11	.899
TOTALS	82	4,979	22	52	8	9	255	2,214	1,959	3.07	.897

*Traded Player

2001-02 SEASON NOTES

- Completed second season in the National Hockey League with a 22-47-8-5 record (57 pts.), finishing fifth in the Central Division, 15th in the Western Conference and 29th in the NHL under Head Coach Dave King.
- The Blue Jackets sold out all 41 regular season home games at Nationwide Arena (18,136 capacity) during the 2001-02 season, attracting 743,576 fans and averaging 18,136 per game.
- The Jackets went 7-10-4-1 against Eastern Conference opponents in 2001-02. Columbus was especially hard on the Atlantic Division with a 4-0-3-1 mark, including a 3-0-1-0 record vs. teams in metro New York.
- Center Espen Knutsen collected the Jackets' lone hat trick of the season and fourth in franchise history when he scored three goals in a 6-2 win over San Jose on Jan. 24 at Nationwide Arena.
- Knutsen also became the first player to represent the Blue Jackets at the NHL All-Star Game as he was named a replacement for Dallas' Jere Lehtinen. Knutsen netted a goal and garnered two assists while becoming the first Norwegian-born player to participate in the NHL's mid-season classic.
- Left wing Ray Whitney paced the Jackets offense and set a club record by tallying 61 points. Whitney also set team records in shots on goal (210), multi-point games (18), consecutive games with a goal (5), shots in a game (10) and ice time by a forward in a game (26:43).
- Rookie defenseman Rostislav Klesla had an impressive first season in the NHL. He led all Blue Jackets and ranked fourth in the NHL with 175 blocked shots. Klesla also led all rookie defensemen with eight goals in route to being named to the All-Rookie Team.

GM	DATE	OPPONENT	RESULT	RECORD	SCORE	CBJ GOAL SCORERS	W/T GOAL	PP	PK	SF-SA	W-L GOALIE	ATTN.
1	10/4	STL	T	0-0-1-0	3-3	8,4,44	Klesla	0-5	3-5	31-43	Tugnutt/Johnson	18,136
2	10/6	at PHI	T	0-0-2-0	3-3	29p,28,29p	Williams	2-2	4-5	18-40	Tugnutt/Cechmanek	19,459
3	10/8	PHI	T	0-0-3-0	2-2	7,10	Hlavac	0-6	6-6	30-32	Denis/Boucher	18,136
4	10/12	MTL	L	0-1-3-0	1-3	34	Simpson	0-7	1-1	29-18	Theodore/Tugnutt	18,136
5	10/14	at CHI	T	0-1-4-0	2-2	29p,28p	Daze	2-8	5-5	23-30	Denis/Thibault	10,216
6	10/16	at DET	L	0-2-4-0	3-4	44p,28,7	Fedorov	1-3	2-2	22-35	Hasek/Denis	20,058
7	10/19	at BUF	W	1-2-4-0	3-1	10,8,28	Sanderson	0-4	4-4	17-30	Tugnutt/Biron	18,690
8	10/20	COL	L	1-3-4-0	0-5	-	Tanguay	0-7	2-3	24-20	Roy/Tugnutt	18,136
9	10/23	LAK	L	1-4-4-0	1-7	20	Murray	0-7	0-4	31-30	Potvin/Tugnutt	18,136
10	10/25	EDM	L	1-5-4-0	2-5	8,37p	Smith	1-7	3-3	30-31	Conklin/Denis	18,136
11	10/27	at SJS	L	1-6-4-0	0-2	-	Ragnarsson	0-5	2-4	16-21	Nabokov/Tugnutt	17,496
12	10/30	at VAN	L	1-7-4-0	1-3	16p	Druken	1-7	6-8	23-36	Cloutier/Tugnutt	14,615
13	11/1	at CGY	L	1-8-4-0	1-2	6	Clark	0-6	4-4	27-25	Turek/Tugnutt	12,501
14	11/2	at EDM	W	2-8-4-0	2-1	41,29	Marshall	0-2	4-4	17-32	Denis/Salo	15,944
15	11/6	VAN	L	2-9-4-0	2-3	21s,12	Morrison	0-7	1-3	28-25	Cloutier/Denis	18,136
16	11/9	EDM	L	2-10-4-0	0-3	-	Smyth	0-5	3-4	23-22	Salo/Tugnutt	18,136
17	11/10	at BOS	W	3-10-4-0	5-1	27,16,19,14,11	Sillinger	0-4	6-7	18-37	Denis/Dafoe	14,945
18	11/13	STL	OTW	4-10-4-0	3-2	29,9,14p	Whitney	1-4	2-2	29-27	Denis/Johnson	18,136
19	11/16	ANA	W	5-10-4-0	3-2	14,10,29p	Marshall	1-4	8-8	34-27	Denis/Giguere	18,136
20	11/17	at NSH	L	5-11-4-0	2-3	9p,14	Johnson	1-8	5-5	29-30	Dunham/Tugnutt	14,243
21	11/19	at CAR	L	5-12-4-0	2-5	14,18p	Brind'Amour	1-4	6-6	18-38	Irbe/Denis	12,479
22	11/21	DET	OTL	5-12-4-1	0-1	-	Robitaille	0-4	2-3	38-33	Legace/Tugnutt	18,136
23	11/23	CHI	T	5-12-5-1	2-2	16,29	Marshall	0-3	3-3	23-31	Denis/Thibault	18,136
24	11/25	CGY	W	6-12-5-1	4-3	14,10p,18,16	Sillinger	1-2	3-4	16-32	Tugnutt/Vernon	18,136
25	11/27	PHX	W	7-12-5-1	3-0	22,16,21p	Nielsen	1-6	3-3	25-26	Tugnutt/Burke	18,136
26	11/29	STL	L	7-13-5-1	1-3	9	Demitra	0-6	1-1	15-24	Johnson/Tugnutt	18,136
27	12/1	at STL	L	7-14-5-1	3-4	22,10,28p	Mellanby	1-6	3-3	22-37	Johnson/Denis	17,838
28	12/5	at FLA	L	7-15-5-1	0-2	-	Adams	0-4	2-2	23-29	Luongo/Tugnutt	13,419
29	12/6	at TBL	L	7-16-5-1	0-1	-	Modin	0-1	3-3	27-24	Khabibulin/Denis	12,209
30	12/8	COL	L	7-17-5-1	0-2	-	Vrbata	0-1	2-2	26-27	Roy/Tugnutt	18,136
31	12/10	NJD	W	8-17-5-1	3-1	21,9,44	Vyborny	0-0	1-1	23-30	Denis/Brodeur	18,136
32	12/12	at COL	L	8-18-5-1	1-5	16	Podein	0-2	2-3	20-43	Roy/Denis	18,007
33	12/14	at ANA	W	9-18-5-1	3-2	28,37,14	Whitney	0-2	4-4	20-37	Denis/Shields	9,629
34	12/15	at LAK	L	9-19-5-1	2-3	14,45	Deadmarsh	0-3	3-5	20-25	Potvin/Tugnutt	16,224
35	12/17	at PHX	L	9-20-5-1	1-4	9	Berezin	0-7	2-2	25-28	Burke/Denis	9,945
36	12/22	DAL	L	9-21-5-1	2-4	10,21	Matvichuk	0-1	3-3	29-30	Belfour/Tugnutt	18,136
37	12/27	at DET	L	9-22-5-1	1-5	16	Robitaille	0-5	1-4	28-33	Legace/Denis	20,058
38	12/29	BUF	T	9-22-6-1	2-2	16p,14p	Barnes	2-5	3-3	27-32	Tugnutt/Biron	18,136
39	12/31	ANA	W	10-22-6-1	3-1	14p,29,11	Marshall	1-4	4-5	35-28	Tugnutt/Giguere	18,136
40	1/3	at STL	L	10-23-6-1	2-4	14p,29	MacInnis	1-3	4-5	11-30	Johnson/Tugnutt	19,244
41	1/6	NSH	W	11-23-6-1	4-3	10,44,16p,10	Aubin	1-2	2-3	30-22	Tugnutt/Dunham	18,136
42	1/9	at WSH	L	11-24-6-1	3-6	9,34,28	Gonchar	0-4	2-3	22-39	Kolzig/Denis	15,095
43	1/10	at CHI	L	11-25-6-1	1-2	9p	Dubinsky	1-3	3-3	21-25	Passmore/Tugnutt	11,945
44	1/12	CHI	W	12-25-6-1	5-4	16p,7p,44,16,29p	Marshall	3-9	3-5	29-36	Tugnutt/Thibault	18,136
45	1/14	at NYR	T	12-25-7-1	2-2	14p,28p	Wright	2-8	2-3	42-30	Denis/Richter	18,200
46	1/16	NYR	W	13-25-7-1	2-0	28,29	Wright	0-4	3-3	24-31	Denis/Blackburn	18,136
47	1/18	MIN	L	13-26-7-1	1-3	21p	Kuba	1-5	5-7	26-27	Fernandez/Tugnutt	18,136
48	1/19	at NSH	L	13-27-7-1	1-2	37	Skrastins	0-5	2-2	19-36	Dunham/Denis	14,671
49	1/21	DAL	L	13-28-7-1	3-5	45,27,42p	Morrow	1-5	3-4	31-34	Turco/Denis	18,136
50	1/24	SJS	W	14-28-7-1	6-2	21p,16p,21p,28,21,16p	Knutson	4-9	5-5	30-22	Tugnutt/Nabokov	18,136
51	1/26	PHX	L	14-29-7-1	2-3	14,11	Doan	0-4	1-1	33-24	Esche/Tugnutt	18,136
52	1/28	at DAL	L	14-30-7-1	2-4	7p,29	Dimaio	1-3	4-4	24-31	Belfour/Denis	18,532
53	1/30	at ANA	L	14-31-7-1	1-3	16p	McDonald	1-2	2-2	26-31	Giguere/Tugnutt	9,498
54	2/4	BOS	L	14-32-7-1	0-8	-	Samsonov	0-3	1-1	30-25	Grahame/Denis	18,136
55	2/6	OTT	L	14-33-7-1	4-6	14,29,21p,4	Hull	1-5	3-4	28-30	Lalime/Tugnutt	18,136
56	2/8	at DET	W	15-33-7-1	3-2	14,7,9	Vyborny	0-3	3-3	25-35	Denis/Legace	20,058
57	2/9	NSH	OTL	15-33-7-2	0-1	-	Arhipov	0-5	5-5	25-24	Vokoun/Denis	18,136
58	2/12	MIN	T	15-33-8-2	3-3	44,8p,7p	Zhottok	2-6	3-5	30-34	Denis/Fernandez	18,136
59	2/26	LAK	L	15-34-8-2	1-5	18	Chartrand	0-3	2-4	21-34	Potvin/Denis	18,136
60	2/28	PIT	OTL	15-34-8-3	3-4	44,18,16	Rozsival	0-4	1-1	25-33	Aubin/Tugnutt	18,136
61	3/2	at LAK	W	16-34-8-3	2-0	16,29	Sillinger	0-3	5-5	13-30	Tugnutt/Potvin	18,118
62	3/3	at PHX	L	16-35-8-3	1-2	42p	Briere	1-4	2-2	25-23	Burke/Tugnutt	11,564
63	3/6	at COL	L	16-36-8-3	1-4	9p	Reinprecht	1-7	2-3	33-23	Aebischer/Tugnutt	18,007
64	3/8	NYI	W	17-36-8-3	4-2	8,28,8p,37	Sanderson	1-3	4-4	17-41	Tugnutt/Osgood	18,136
65	3/10	at MIN	L	17-37-8-3	0-5	-	Gaborik	0-5	7-8	14-25	Rolosen/Tugnutt	18,568
66	3/11	at PIT	W	18-37-8-3	4-2	14,14,16p,16	Sillinger	1-3	3-5	19-36	Labbe/Hedberg	13,422
67	3/14	VAN	L	18-38-8-3	1-5	44	Hlavac	0-2	1-1	27-36	Cloutier/Labbe	18,136
68	3/16	CGY	W	19-38-8-3	3-1	8p,16,14	Sillinger	1-6	2-2	20-43	Tugnutt/Turek	18,136
69	3/20	at MIN	W	20-38-8-3	3-1	9p,14,8p	Whitney	2-5	5-5	22-25	Tugnutt/Fernandez	18,064
70	3/21	DET	OTL	20-38-8-4	2-3	14,3s	Fedorov	0-4	5-5	22-21	Hasek/Denis	18,136
71	3/23	WSH	L	20-39-8-4	2-5	8p,45	Dahlen	1-5	2-2	29-27	Kolzig/Tugnutt	18,136
72	3/25	at CGY	L	20-40-8-4	1-6	9	Conroy	0-6	3-4	33-34	Vernon/Denis	15,211
73	3/26	at EDM	L	20-41-8-4	1-3	9p	Cleary	1-4	3-3	28-28	Markkanen/Tugnutt	16,839
74	3/28	at VAN	OTL	20-41-8-5	3-4	11,8,21	Cassels	0-3	5-5	20-39	Cloutier/Denis	17,849
75	3/30	at SJS	L	20-42-8-5	2-10	8,32	Damphousse	0-3	0-3	34-31	Kiprusoff/Denis	17,496
76	4/1	at DAL	L	20-43-8-5	1-3	28	Arnott	0-2	1-3	18-21	Turco/Denis	18,532
77	4/4	NSH	W	21-43-8-5	2-1	12,7	Quint	0-4	7-7	23-21	Tugnutt/Vokoun	18,136
78	4/6	at MTL	L	21-44-8-5	1-4	16	Perreault	0-3	3-4	20-24	Theodore/Denis	21,213
79	4/8	at TOR	L	21-45-8-5	1-4	21s	Lumme	0-3	5-5	30-34	Schwab/Tugnutt	19,307
80	4/10	SJS	L	21-46-8-5	3-5	14p,9p,12	Marleau	2-5	2-4	29-33	Nabokov/Denis	18,136
81	4/12	ATL	OTW	22-46-8-5	5-4	28p,23,11,29p,3p	Spacek	3-4	3-3	31-31	Denis/Hnilicka	18,136
82	4/14	at CHI	L	22-47-8-5	0-2	-	Daze	0-3	3-3	28-32	Thibault/Denis	18,099

2000-01 FINAL STATISTICS

PLAYER	POS	GP	TOI	G	A	PTS	+/-	PIM	PP	SH	GW	GT	S	%
Geoff Sanderson	LW	68	16:37	30	26	56	4	46	9	0	7	0	199	15.1
Espen Knutsen	C	66	15:58	11	42	53	-3	30	2	0	0	0	62	17.7
*Steve Heinze	RW	65	18:49	22	20	42	-19	38	14	0	3	0	125	17.6
Ray Whitney	LW	CBJ TOT	3	20:16	0	3	3	-1	2	0	0	0	3	0.0
			46	17:51	10	24	34	-17	30	5	0	0	0	120
Tyler Wright	C	76	17:40	16	16	32	-9	140	4	1	2	1	141	11.3
David Vyborny	RW	79	15:25	13	19	32	-9	22	5	0	1	0	125	10.4
Serge Aubin	C	81	16:20	13	17	30	-20	107	0	0	2	1	110	11.8
Jamie Heward	D	69	14:21	11	16	27	3	33	9	0	1	0	108	10.2
Deron Quint	D	57	24:05	7	16	23	-19	16	3	0	0	0	148	4.7
Bruce Gardiner	RW	73	14:36	7	15	22	-1	78	0	0	1	0	60	11.7
*Kevyn Adams	C	66	15:19	8	12	20	-4	52	0	0	1	0	84	9.5
Robert Kron	RW	59	17:07	8	11	19	4	10	0	1	1	0	134	6.0
Alexander Selivanov	LW	59	14:05	8	11	19	-11	38	5	0	2	0	104	7.7
Lyle Odelein	D	81	21:31	3	14	17	-16	118	1	0	0	0	104	2.9
Petteri Nummelin	D	61	17:13	4	12	16	-11	10	2	0	0	0	99	4.0
Kevin Dineen	RW	66	10:37	8	7	15	2	126	0	0	3	0	74	10.8
Jamie Pushor	D	75	20:48	3	10	13	7	94	0	1	0	0	64	4.7
Mattias Timander	D	76	21:02	2	9	11	-8	24	0	0	1	0	68	2.9
Chris Nielsen	C	29	10:30	4	5	9	4	4	0	0	1	1	36	11.1
*Frantisek Kucera	D	48	17:42	2	5	7	-5	12	0	0	0	0	51	3.9
Mike Maneluk	RW	39	11:44	5	1	6	-11	33	2	0	2	0	31	16.1
Blake Sloan	RW	CBJ TOT	14	13:19	1	0	1	-2	13	0	0	0	16	6.3
			47	10:56	3	2	5	-4	17	0	0	1	0	45
J-L Grand-Pierre	D	64	12:50	1	4	5	-6	73	0	0	0	0	33	3.0
Jan Caloun	RW	11	12:39	0	3	3	-8	2	0	0	0	0	14	0.0
Steve Maltais	LW	26	11:57	0	3	3	-9	12	0	0	0	0	30	0.0
Rostislav Klesla	D	8	18:24	2	0	2	-1	6	0	0	0	0	10	20.0
Radim Bicanek	D	9	17:07	0	2	2	1	6	0	0	0	0	11	0.0
Bill Bowler	C	9	9:44	0	2	2	-3	8	0	0	0	0	3	0.0
*Krzysztof Oliwa	LW	10	5:17	0	2	2	1	34	0	0	0	0	5	0.0
Martin Spanhel	LW	6	12:29	1	0	1	-1	2	0	0	0	0	8	12.5
Ron Tugnutt	G	53	59:02	0	1	1	0	2	0	0	0	0	0	0.0
Ted Drury	C	1	14:44	0	0	0	-3	0	0	0	0	0	3	0.0
Jody Shelley	LW	1	1:33	0	0	0	0	10	0	0	0	0	0	0.0
Sean Selmser	LW	1	11:03	0	0	0	0	5	0	0	0	0	2	0.0
Michael Gaul	D	2	13:17	0	0	0	0	4	0	0	0	0	3	0.0
Kevin Dahl	D	4	10:33	0	0	0	1	2	0	0	0	0	3	0.0
Matt Davidson	RW	5	7:14	0	0	0	2	0	0	0	0	0	2	0.0
Mathieu Darche	LW	9	10:07	0	0	0	-4	0	0	0	0	0	9	0.0
Marc Denis	G	32	57:11	0	0	0	0	2	0	0	0	0	0	0.0
TOTALS		82		190	304	494		1234	56	3	28	3	2082	9.1

GOALTENDERS	GP	MIN	W	L	T	SO	GA	SA	SV	GAA	SV%
Ron Tugnutt	53	3,129	22	25	5	4	127	1,528	1,401	2.44	.917
Marc Denis	32	1,830	6	20	4	0	99	940	841	3.25	.895
TOTALS	82	4,988	28	45	9	4	226	2,475	2,249	2.80	.914

*Traded Player

2000-01 SEASON NOTES

- Posted a 28-39-9-6 record (71 pts.), under Head Coach Dave King, to become just the third expansion team to surpass 70 points, excluding the original expansion class of 1967-68 when the league doubled from six to 12 teams.
- The Blue Jackets were a .500 team over the final 55 games, going 21-21-8-5. Beginning with a 3-0 win over Minnesota on Jan. 15, the Blue Jackets earned at least a point in 24 of their last 37 games to post a 15-13-5-4 record (.527 winning percentage).
- With consecutive wins over San Jose (Nov. 9, 5-2), Phoenix (Nov. 11, 2-1), Dallas (Nov. 14, 3-2) and at Nashville (Nov. 16, 5-1), the Blue Jackets tied the NHL record for consecutive wins by an expansion team.
- The Blue Jackets went 4-0-2-2 in a stretch of eight games from Jan. 15 to Feb. 6 to register the second-best point-earned streak in NHL expansion history. Only Florida's nine-game streak was better as the Panthers went 5-0-4 from Jan. 15-30, 1994.
- Goaltender Ron Tugnutt went 22-25-5 with a 2.44 GAA and .917 SV% in 53 games and set an NHL record for the most wins by a goaltender on an expansion team. In addition, his four shutouts ranked fifth all-time among goaltenders on an expansion team and were the most by a netminder on a first-year club since 1967-68.
- Despite missing the season's final 13 games due to a knee injury, left wing Geoff Sanderson became just the third player to score 30 goals with his expansion team since 1991-92. He tallied 30-26-56 in 68 games, including the first hat trick in Blue Jackets history vs. Nashville on Feb. 10, 2001.
- Center Espen Knutsen set a club record for points and assists in a game with five assists vs. Calgary on Mar. 24 and set a club record by collecting a point in seven-straight games from Feb. 17 to Mar. 1 (3-7-10).
- Right wing David Vyborny became the first player in NHL history to score on more than one penalty shot as a rookie when he beat Chicago's Rob Tallas on Oct. 15 and Nashville's Tomas Vokoun at home on Mar. 19. He was also the only player in the NHL to score twice on penalty shots during the 2000-01 season.

GM	DATE	OPPONENT	RESULT	RECORD	SCORE	CBJ GOAL SCORERS	W/T GOAL	PP	PK	SF-SA	W-L GOALIE	ATTN.
1	10/7	CHI	L	0-1-0-0	3-5	25,9,57	Von Arx	0-6	3-4	21-25	Thibault/Tugnut	18,136
2	10/9	LAK	L	0-2-0-0	1-7	28p	Schneider	1-6	5-7	28-39	Storr/Denis	18,136
3	10/12	at CGY	W	1-2-0-0	3-2	44,42,42	Adams	0-5	5-6	27-21	Tugnut/Vernon	15,706
4	10/14	at COL	L	1-3-0-0	1-3	9p	Klemm	1-2	6-8	15-33	Roy/Denis	18,007
5	10/15	at CHI	L	1-4-0-0	1-2	9ps	Amonte	0-2	6-7	16-31	Tallas/Tugnut	11,780
6	10/18	COL	L	1-5-0-0	1-5	28	Forsberg	0-4	5-7	21-41	Aebischer/Denis	16,576
7	10/21	at PIT	L	1-6-0-0	2-5	8,9p	Lang	1-8	4-7	37-36	Aubin/Tugnut	14,239
8	10/22	DET	OTL	1-6-0-1	1-2	57	Malby	0-4	3-3	47-36	Osgood/Tugnut	18,136
9	10/25	SJS	L	1-7-0-1	1-3	44	Marleau	0-11	5-5	36-22	Nabokov/Tugnut	15,211
10	10/27	WSH	W	2-7-0-1	3-1	11,6p,57	Heward	1-9	6-7	19-33	Denis/Kolzig	16,128
11	10/28	at DET	L	2-8-0-1	1-4	5	Lapointe	0-4	4-5	15-36	Osgood/Tugnut	19,995
12	10/31	LAK	W	3-8-0-1	4-1	10,8,6p,10	Sanderson	1-4	5-6	31-46	Tugnut/Storr	15,025
13	11/1	at DAL	L	3-9-0-1	0-4	-	Donato	0-1	2-2	14-29	Belfour/Denis	17,001
14	11/4	at OTT	T	3-9-1-1	2-2	8p,42	McEachern	1-2	5-5	18-27	Tugnut/Hurme	16,401
15	11/5	EDM	L	3-10-1-1	2-4	11,8	Smyth	0-6	5-8	29-30	Salo/Tugnut	16,041
16	11/9	SJS	W	4-10-1-1	5-2	8p,10,11,28,34	Dineen	1-5	3-4	31-31	Tugnut/Shields	15,310
17	11/11	PHX	W	5-10-1-1	2-1	9,57p	Heinze	1-4	2-2	35-25	Tugnut/Burke	18,136
18	11/14	DAL	W	6-10-1-1	3-2	3,57p,57p	Heinze	2-4	3-3	30-28	Tugnut/Belfour	15,732
19	11/16	at NSH	W	7-10-1-1	5-1	8,11,42,21,28	Dineen	0-3	3-3	27-31	Tugnut/Vokoun	14,143
20	11/17	FLA	L	7-11-1-1	0-3	-	Barrie	0-4	3-3	30-21	Kidd/Tugnut	17,615
21	11/19	VAN	L	7-12-1-1	1-6	5s	Naslund	0-4	3-4	29-39	Essensa/Denis	16,362
22	11/22	at COL	L	7-13-1-1	2-5	4,21	Nieminen	0-4	2-2	27-26	Roy/Tugnut	18,007
23	11/24	at DAL	L	7-14-1-1	0-3	-	Langenbrunner	0-1	3-4	23-25	Belfour/Denis	17,001
24	11/25	DAL	L	7-15-1-1	2-4	3,18	Lehtinen	0-3	5-7	21-24	Turco/Tugnut	18,136
25	11/29	PHI	L	7-16-1-1	3-4	28,10,33p	Recchi	1-2	2-2	26-31	Boucher/Tugnut	17,011
26	12/2	ATL	L	7-17-1-1	1-2	8	Guolla	0-2	3-3	29-26	Hnilicka/Denis	17,295
27	12/3	at CHI	L	7-18-1-1	0-5	-	Herperger	0-7	2-3	29-23	Thibault/Denis	12,065
28	12/6	ANA	W	8-18-1-1	5-2	8,57p,29p,6p,57p	Selivanov	4-8	3-3	22-38	Denis/Hebert	15,648
29	12/8	BOS	OTW	9-18-1-1	3-2	33,28,8	Sanderson	0-2	3-4	34-28	Denis/Skudra	18,136
30	12/10	at PHX	T	9-18-2-1	1-1	57p	Lumme	1-6	4-4	30-40	Denis/Burke	12,668
31	12/13	at ANA	OTL	9-18-2-2	4-5	29p,21p,8,28	Havelid	2-3	3-5	22-30	Hebert/Denis	11,630
32	12/14	at SJS	L	9-19-2-2	1-2	8	Matteau	0-5	3-4	21-29	Nabokov/Tugnut	17,387
33	12/16	at VAN	L	9-20-2-2	3-4	25,22,6p	Bertuzzi	1-6	2-3	27-26	Potvin/Tugnut	15,297
34	12/18	at MTL	W	10-20-2-2	2-0	22,42	Nielsen	0-4	6-6	16-27	Tugnut/Hackett	18,449
35	12/21	OTT	T	10-20-3-2	3-3	8,6p,10	Aubin	1-9	3-6	34-26	Tugnut/Hurme	18,136
36	12/23	at NYI	W	11-20-3-2	7-5	21p,11,8p,57p,10,8,10	Sanderson	3-5	1-3	28-27	Tugnut/Vanbiesbrouck	10,578
37	12/26	at STL	L	11-21-3-2	0-5	-	Young	0-5	4-6	24-31	Johnson/Tugnut	18,875
38	12/27	at NJD	T	11-21-4-2	2-2	21,42	Arnott	0-2	3-5	21-44	Denis/Brodeur	16,003
39	12/29	CAR	W	12-21-4-2	3-1	4p,15p,15	Maneluk	2-9	4-4	23-32	Denis/Irbe	18,136
40	12/31	NJD	L	12-22-4-2	3-6	10,29,9	Nemchinov	0-6	2-4	18-31	Brodeur/Denis	18,136
41	1/3	EDM	W	13-22-4-2	5-2	57,9,11,15p,10	Dineen	1-2	2-2	23-32	Denis/Salo	15,217
42	1/6	at VAN	L	13-23-4-2	3-4	57,8,22	Schaefer	0-3	2-3	25-17	Potvin/Denis	18,011
43	1/7	at EDM	L	13-24-4-2	2-4	21,6	Smyth	0-4	2-3	19-23	Salo/Denis	14,186
44	1/10	COL	L	13-25-4-2	2-4	8p,25	Deadmarsh	1-2	2-4	21-14	Roy/Denis	18,136
45	1/12	CHI	L	13-26-4-2	1-3	57	McAmmond	0-2	4-4	24-26	Thibault/Tugnut	18,136
46	1/15	MIN	W	14-26-4-2	3-0	8p,28,8	Sanderson	1-5	3-3	30-31	Tugnut/Fernandez	17,154
47	1/17	at MIN	OTL	14-26-4-3	2-3	29,8	O'Donnell	0-4	4-5	26-33	Fernandez/Tugnut	18,064
48	1/21	TBL	W	15-26-4-3	3-1	8p,9,10	Yborny	1-5	5-5	30-27	Tugnut/Weekes	17,652
49	1/23	at BUF	W	16-26-4-3	2-1	10,10	Aubin	0-2	2-2	18-23	Tugnut/Hasek	17,803
50	1/27	ANA	W	17-26-4-3	2-1	8,8p	Sanderson	1-5	5-5	21-28	Tugnut/Giguere	18,136
51	1/31	DET	OTL	17-26-4-4	2-3	21,57p	Yzerman	1-4	6-7	28-30	Osgood/Tugnut	18,136
52	2/1	at STL	T	17-26-5-4	2-2	28,8	Turgeon	0-2	4-4	16-30	Denis/Turek	19,560
53	2/6	STL	T	17-26-6-4	2-2	57p,18	Young	1-6	3-3	26-41	Tugnut/Johnson	18,136
54	2/8	at NSH	L	17-27-6-4	1-3	25	Johnson	0-6	3-5	29-36	Dunham/Denis	16,411
55	2/10	NSH	W	18-27-6-4	3-2	8p,8,8	Sanderson	1-3	4-4	28-27	Tugnut/Dunham	18,136
56	2/12	NYR	L	18-28-6-4	3-4	29p,42,57	Hlavac	2-4	5-5	40-24	Richter/Tugnut	18,136
57	2/14	at TOR	T	18-28-7-4	2-2	18,28	Wright	0-4	5-6	24-29	Tugnut/Healy	19,310
58	2/16	at DET	L	18-29-7-4	2-4	7p,57p	Kozlov	2-4	4-5	18-39	Osgood/Denis	19,995
59	2/17	PIT	OTL	18-29-7-5	2-3	18,11	Kovalev	0-4	4-4	34-27	Aubin/Tugnut	18,136
60	2/20	at SJS	OTL	18-29-7-6	2-3	57p,18	Sturm	1-2	6-7	22-43	Nabokov/Tugnut	17,496
61	2/21	at PHX	L	18-30-7-6	2-3	5,18	Letowski	0-6	1-2	33-33	Burke/Denis	16,210
62	2/24	at LAK	L	18-31-7-6	1-3	21	Smolinski	0-5	2-2	17-32	Potvin/Tugnut	18,118
63	2/25	at ANA	W	19-31-7-6	5-2	21,8,57p,21,42	Heinze	1-3	2-3	19-25	Tugnut/Giguere	12,308
64	2/28	PHX	W	20-31-7-6	5-2	57p,9,10,7,37	Aubin	1-9	4-5	34-27	Denis/Burke	18,136
65	3/1	at NSH	W	21-31-7-6	5-2	8,57,8,57,33	Sanderson	0-3	5-7	33-29	Tugnut/Dunham	14,186
66	3/7	at CAR	L	21-32-7-6	1-2	29	Brind'Amour	0-2	1-2	17-26	Irbe/Tugnut	9,067
67	3/9	at FLA	OTW	22-32-7-6	7-6	8p,7,9,7,7,25,18s	Kron	1-9	5-5	34-29	Tugnut/Kidd	13,358
68	3/10	at TBL	L	22-33-7-6	1-4	21	St. Louis	0-7	4-7	22-33	Weekes/Denis	17,111
69	3/14	CGY	W	23-33-7-6	3-0	37,28p,6p	Timander	2-6	3-3	23-30	Tugnut/Brathwaite	18,136
70	3/16	at ATL	W	24-33-7-6	3-0	28,28p,28s	Wright	1-6	7-7	27-34	Tugnut/Maracle	14,131
71	3/17	NYI	T	24-33-8-6	3-3	20,11,18	Muckalt	0-10	4-5	32-25	Denis/Terreri	18,136
72	3/19	NSH	L	24-34-8-6	1-2	9ps	Ronning	1-5	6-7	19-26	Vokoun/Tugnut	18,136
73	3/21	VAN	T	24-34-9-6	1-1	22	Nielsen	0-6	1-2	33-34	Tugnut/Cloutier	18,136
74	3/24	CGY	W	25-34-9-6	6-4	9p,9p,6,7p,29p,25	Selivanov	4-8	4-4	23-29	Tugnut/Vernon	18,136
75	3/26	at EDM	L	25-35-9-6	2-4	9p,4	Clery	1-1	3-5	21-29	Salo/Denis	16,563
76	3/27	at CGY	L	25-36-9-6	0-3	-	Iginla	0-2	2-3	19-29	Brathwaite/Tugnut	16,455
77	3/29	at LAK	L	25-37-9-6	0-3	-	Palffy	0-3	3-3	27-31	Potvin/Denis	15,582
78	4/1	STL	W	26-37-9-6	2-1	33p,25	Gardiner	1-8	3-4	17-30	Tugnut/Turek	18,136
79	4/3	DET	W	27-37-9-6	2-1	29p,15	Maneluk	1-5	2-2	25-36	Tugnut/Osgood	18,136
80	4/5	at STL	L	27-38-9-6	1-4	6p	Young	1-3	6-7	27-40	Turek/Denis	18,381
81	4/6	at MIN	L	27-39-9-6	2-3	15,28p	Hendrickson	1-6	3-3	19-32	McLennan/Tugnut	18,568
82	4/8	CHI	OTW	28-39-9-6	4-3	27,6p,7p,28	Wright	2-8	3-5	28-32	Tugnut/Passmore	18,136

STANLEY CUP PLAYOFFS



PLAYER STATISTICS

PLAYERS	Pos	GP	G	A	P	+/-	PIM	PP	SH	GW	S	%	TOI/G
Jack Johnson	D	6	3	4	7	-1	4	1	0	0	14	21.4	29:20
Ryan Johansen	C	6	2	4	6	-2	4	2	0	0	18	11.1	19:02
Brandon Dubinsky	C	6	1	5	6	-1	6	0	0	0	23	4.3	20:42
Boone Jenner	C	6	3	2	5	-4	4	2	0	0	16	18.8	17:14
Matt Calvert	L	6	2	2	4	2	4	0	1	1	13	15.4	17:35
David Savard	D	6	0	4	4	2	4	0	0	0	8	0.0	23:19
Artem Anisimov	C	6	1	2	3	-2	4	1	0	0	16	6.3	17:28
Cam Atkinson	R	6	1	2	3	1	0	0	0	0	13	7.7	16:45
Nick Foligno	L	4	2	0	2	0	4	0	0	1	3	66.7	14:56
Mark Letestu	C	6	1	1	2	-2	0	1	0	0	16	6.3	16:51
Fedor Tyutin	D	4	1	1	2	0	4	0	1	0	1	100	14:55
James Wisniewski	D	6	0	2	2	-7	10	0	0	0	12	0.0	24:45
Derek MacKenzie	C	6	1	0	1	-1	2	0	1	0	6	16.7	13:48
Ryan Murray	D	5	0	1	1	-1	0	0	0	0	9	0.0	22:43
Jack Skille	R	6	0	1	1	-2	0	0	0	0	8	0.0	11:00
R.J. Umberger	C	4	0	1	1	-2	2	0	0	0	3	0.0	12:47
Nikita Nikitin	D	5	0	0	0	0	0	0	0	0	8	0.0	16:20
Blake Comeau	L	6	0	0	0	-2	10	0	0	0	7	0.0	11:50
Dalton Prout	D	2	0	0	0	0	2	0	0	0	1	0.0	13:11
Nick Schultz	D	2	0	0	0	-1	0	0	0	0	0	0.0	9:44
Jared Boll	R	2	0	0	0	0	0	0	0	0	0	0.0	6:34
Corey Tropp	R	2	0	0	0	0	0	0	0	0	1	0.0	6:10
TOTALS		6	18	32	50	-23	64	7	3	2	196	10.9	

GOALTENDERS	GP	W	L	SA	GA	GAA	SV	SV%	SO	A	PIM	TOI
Sergei Bobrovsky	6	2	4	218	20	3.17	198	.908	0	0	0	377:36
TOTALS	6	2	4	218	20	3.17	198	.908	0	0	0	377:36

GAME-BY-GAME

Gm	Date	Opponent	Dec	Record	Score	CBJ Goals	GWG	PP	PK	SF-SA	Goaltenders	ATT
1	4/16/14	at Pittsburgh	L	0-1	3-4	7,55p,24s	Sutter	1-4	1-3	34-32	Fleury/Bobrovsky	18,646
2	4/19/14	at Pittsburgh	W	1-1	4-3 (20T)	19p,11s,7p,11	Calvert	2-6	7-8	45-42	Bobrovsky/Fleury	18,619
3	4/21/14	vs. Pittsburgh	L	1-2	3-4	38,7,13	Jokinen	0-4	6-6	20-41	Fleury/Bobrovsky	19,148+
4	4/23/14	vs. Pittsburgh	W	2-2	4-3 (OT)	38p,19p,17,71	Foligno	2-6	3-4	46-25	Bobrovsky/Fleury	18,970+
5	4/26/14	at Pittsburgh	L	2-3	1-3	38p	Jokinen	1-2	3-4	24-51	Fleury/Bobrovsky	18,618
6	4/28/14	vs. Pittsburgh	L	2-4	3-4	51s,42p,71	Malkin	1-5	3-4	27-28	Fleury/Bobrovsky	19,189+

+Home Sellout

TEAM TOTALS

Scoring by Period	1st	2nd	3rd	OT	TOTAL
Pittsburgh	9	6	6	0	21
Columbus	7	3	6	2	18

Shots by Period	1st	2nd	3rd	OT	TOTAL
Pittsburgh	85	62	59	13	219
Columbus	54	71	52	19	196

Power Plays	Penalty Killing	Penalty Minutes
Pittsburgh 6-of-29	Pittsburgh 20-of-27	Pittsburgh 28-58
Columbus 7-of-27	Columbus 23-of-29	Columbus 32-64

2009 PLAYOFFS STATISTICS

PLAYER STATISTICS

PLAYERS	Pos	GP	G	A	P	+/-	PIM	PP	SH	GW	S	S%	TOI/G
R.J. Umberger	C	4	3	0	3	0	0	2	0	0	9	33.3	16:21
Rick Nash	LW	4	1	2	3	-4	2	0	0	0	13	7.7	20:51
Kristian Huselius	LW	4	1	1	2	-4	4	1	0	0	11	9.1	17:52
Kris Russell	D	4	1	1	2	0	2	0	0	0	5	20.0	16:40
Raffi Torres	LW	4	0	2	2	-3	2	0	0	0	4	0.0	12:03
Fredrik Modin	LW	4	1	0	1	-2	0	0	0	0	4	25.0	13:06
Aaron Rome	D	1	0	1	1	2	0	0	0	0	2	0.0	15:24
Jakub Voracek	R	4	0	1	1	0	8	0	0	0	12	0.0	12:06
Jason Williams	C	4	0	1	1	-2	2	0	0	0	5	0.0	14:11
Rostislav Klesla	D	4	0	1	1	0	0	0	0	0	3	0.0	21:21
Jason Chimera	LW	4	0	1	1	0	2	0	0	0	11	0.0	13:21
Antoine Vermette	C	4	0	0	0	-4	10	0	0	0	6	0.0	16:46
Derek Dorsett	RW	3	0	0	0	-1	2	0	0	0	7	0.0	9:11
Jared Boll	RW	1	0	0	0	-2	0	0	0	0	1	0.0	5:17
Marc Methot	D	4	0	0	0	-3	2	0	0	0	1	0.0	16:15
Jan Hejda	D	3	0	0	0	-5	2	0	0	0	1	0.0	16:53
Manny Malhotra	C	4	0	0	0	-2	0	0	0	0	4	0.0	17:53
Mike Commodore	D	4	0	0	0	-7	18	0	0	0	4	0.0	21:32
Fedor Tyutin	D	4	0	0	0	0	0	0	0	0	3	0.0	23:15
Michael Peca	C	4	0	0	0	1	2	0	0	0	4	0.0	12:39
TOTALS		4	7	11	18	-36	58	3	0	0	110	6.3	

GOALTENDERS	GP	W	L	SA	GA	GAA	SV	SV%	SO	A	PIM	TOI
Steve Mason	4	0	4	139	17	4.27	122	.878	0	1	0	239:20
TOTALS	4	0	4	139	17	4.27	122	.878	0	1	0	239:20

GAME-BY-GAME

Gm	Date	Opponent	Dec	Record	Score	CBJ Goals	GWG	PP	PK	SF-SA	Goaltenders	ATT
1	4/16/09	at Detroit	L	0-1	1-4	18	Ericsson	0-5	3-4	21-34	Osgood/Mason	20,066
2	4/18/09	at Detroit	L	0-2	0-4	-	Rafalski	0-2	7-10	25-39	Osgood/Mason	20,066
3	4/21/09	Detroit	L	0-3	1-4	18	Cleary	1-4	2-2	32-26	Osgood/Mason	19,219+
4	4/23/09	Detroit	L	0-4	5-6	20, 61, 18, 10, 33	Franzen	2-2	3-6	32-41	Osgood/Mason	18,889+

+Home Sellout

TEAM TOTALS

Scoring by Period	1st	2nd	3rd	OT	TOTAL
Detroit	6	8	4	-	18
Columbus	1	5	1	-	7

Shots by Period	1st	2nd	3rd	OT	TOTAL
Detroit	52	51	37	-	140
Columbus	39	34	37	-	110

Power Plays	Penalty Killing	Penalty Minutes
Detroit 7-of-22	Detroit 10-of-13	Detroit 15-32
Columbus 3-of-13	Columbus 15-of-22	Columbus 26-60

CBJ TOTALS

Games Played:	10	Goals:	25	Penalty Minutes:	124	Overtime Wins, Road:	1
Wins:	2	Goals, Home:	16	Power Play Goals:	10	Overtime Losses:	0
Wins, Home:	1	Goals, Road:	9	Shorthanded Goals:	3	Overtime Losses, Home:	0
Wins, Road:	1	Goals Against:	39	Overtime Games:	2	Overtime Losses, Road:	0
Losses:	8	Goals Against, Home:	21	Overtime Wins:	2	Shutouts For:	0
Losses, Home:	4	Goals Against, Road:	18	Overtime Wins, Home:	1	Shutouts Against:	1
Losses, Road:	4						

ATTENDANCE

Year	GP	Total Attendance	Average	Capacity	% of Capacity	Sellouts
2008-09	2	38,108	19,054	18,144	105.0 pct.	2
2013-14	3	57,307	19,102	18,144	105.2 pct.	3

INDIVIDUAL LEADERS BY SEASON

GAMES PLAYED

2008-09	16 players tied	4
2013-14	13 players tied with	6

POINTS

2008-09	Rick Nash	3
	R.J. Umberger	3
2013-14	Jack Johnson	7

GOALS

2008-09	R.J. Umberger	3
2013-14	Jack Johnson	3
	Boone Jenner	3

ASSISTS

2008-09	Rick Nash	2
	Raffi Torres	2
2013-14	Brandon Dubinsky	5

PLUS/MINUS RATING

2008-09	Aaron Rome	2
2013-14	Matt Calvert	2
	David Savard	2

PENALTY MINUTES

2008-09	Mike Commodore	18
2013-14	James Wisniewski	10
	Blake Comeau	10

POWER PLAY GOALS

2008-09	R.J. Umberger	2
2013-14	Ryan Johansen	2
	Boone Jenner	2

SHORTHANDED GOALS

2008-09	-----	0
2013-14	Matt Calvert	1
	Fedor Tyutin	1
	Derek MacKenzie	1

GAME-WINNING GOALS

2008-09	-----	0
2013-14	Matt Calvert	1
	Nick Foligno	1

SHOTS ON GOAL

2008-09	Rick Nash	13
2013-14	Brandon Dubinsky	23

SHOOTING PERCENTAGE

2008-09	R.J. Umberger	33.3
2013-14	Jack Johnson	21.4

FACE-OFF WINNING PERCENTAGE

2008-09	Manny Malhotra	58.1
2013-14	Mark Letestu	57.4

POINTS BY DEFENSEMAN

2008-09	Kris Russell	2
2013-14	Jack Johnson	7

GOALS BY DEFENSEMAN

2008-09	Kris Russell	1
2013-14	Jack Johnson	3

HAT TRICKS

2008-09	-----	0
2013-14	-----	0

MULTI-POINT GAMES

2008-09	Kristian Huselius	1
	Rick Nash	1
	Kris Russell	1
	Raffi Torres	1
2013-14	Jack Johnson	2
	Brandon Dubinsky	2
	Ryan Johansen	2

MULTI-GOAL GAMES

2008-09	-----	0
2013-14	Matt Calvert	1

ICE TIME - ALL PLAYERS

2008-09	Fedor Tyutin	23:15
2013-14	Jack Johnson	29:20

ICE TIME - FORWARDS

2008-09	Rick Nash	20:51
2013-14	Brandon Dubinsky	20:42

GOALTENDING

GAMES PLAYED

2008-09	Steve Mason	4
2013-14	Sergei Bobrovsky	6

MINUTES PLAYED

2008-09	Steve Mason	239
2013-14	Sergei Bobrovsky	378

GOALS-AGAINST AVERAGE

2008-09	Steve Mason	4.27
2013-14	Sergei Bobrovsky	3.17

SAVE PERCENTAGE

2008-09	Steve Mason	.878
2013-14	Sergei Bobrovsky	.908

WINS

2008-09	-----	0
2013-14	Sergei Bobrovsky	2

LOSSES

2008-09	Steve Mason	4
2013-14	Sergei Bobrovsky	4

DECISIONS

2008-09	Steve Mason	4
2013-14	Sergei Bobrovsky	6

SHUTOUTS

2008-09	-----	0
2013-14	-----	0

ASSISTS

2008-09	Steve Mason	1
2013-14	-----	0

PENALTY MINUTES

2008-09	-----	0
2013-14	-----	0

PLAYOFFS TEAM RECORDS

STREAKS

LONGEST WINNING

Overall	1	4/19/14 & 4/23/14
Home	1	4/23/14
Road	1	4/19/14

LONGEST LOSING

Overall	5	4/16/09-4/16/14
Home	3	4/21/09-4/21/14
Road	3	4/16/09-4/16/14

LONGEST SHUTOUT STREAK

Overall	103:16	4/16-4/21/09
Home	61:50	4/23-4/28/14
Road	91:40	4/19-4/26/14

LONGEST SCORELESS STREAK

Overall	144:27	4/16-4/21/09
Home	56:07	4/21/09
Road	94:40	4/16/09-4/16/14

MOST CONSECUTIVE GAMES WITHOUT BEING SHUTOUT

Overall:	8	4/21/09-current
Home:	5	4/21/09-current
Road:	3	4/16/24-current

MOST CONSECUTIVE GAMES SCORING A POWER PLAY GOAL

Overall:	4	4/21/09-4/19/14 (6g)
Home:	2	2x; 4/23/14-current (3g)
Road:	3	4/16/14-current (4g)

MOST CONSECUTIVE GAMES ALLOWING A POWER PLAY GOAL

Overall:	3 (2x)	4/23/14-current (3g allowed)
Home:	2	4/23/14-current (2g allowed)
Road:	5	4/16/09-current (8g allowed)

MOST CONSECUTIVE GAMES SCORING A SHORTHANDED GOAL

Overall:	2	4/16/14-4/19/14
Home:	1	4/28/14
Road:	2	4/16/14-4/19/14

MOST CONSECUTIVE GAMES ALLOWING A SHORTHANDED GOAL

Overall:	1	4/19/14 & 4/23/14
Home:	1	4/23/14
Road:	1	4/19/14

SINGLE GAME RECORDS GOALS

MOST GOALS SCORED

Overall	5	4/23/09 vs. Detroit (5-6 L)
Home	5	4/23/09 vs. Detroit (5-6 L)
Road	4	4/19/14 at Pittsburgh (4-3 W)

MOST GOALS AGAINST

Overall	6	4/23/09 vs. Detroit (5-6 L)
Home	6	4/23/09 vs. Detroit (5-6 L)
Road	4	3x, most recent 4/16/14 at Pittsburgh (3-4 L)

MOST GOALS BOTH TEAMS

Overall	11	4/23/09 vs. Detroit (5-6 L)
Home	11	4/23/09 vs. Detroit (5-6 L)
Road	7 (2x)	4/19/14 at Pittsburgh (4-3 OTW)

LARGEST MARGIN OF VICTORY

Overall	1 (2x)	4/23/14 vs Pittsburgh
Home	1	4/23/14 vs. Pittsburgh (4-3 OTW)
Road	1	4/19/14 at Pittsburgh (4-3 OTW)

LARGEST MARGIN OF DEFEAT

Overall	4	4/18/09 at Detroit (0-4)
Home	3	4/21/09 vs. Detroit (1-4)
Road	4	4/18/09 at Detroit (0-4)

MOST CONSECUTIVE GOALS

Overall	4	4/23/14 vs. Pittsburgh (4-3 OTW)
Home	4	4/23/14 vs. Pittsburgh (4-3 OTW)
Road	3	4/19/14 at Pittsburgh (4-3 OTW)

MOST CONSECUTIVE GOALS AGAINST

Overall	4 (2x)	4/28/14 vs. Pittsburgh (3-4 L)
Home	4	4/28/14 vs. Pittsburgh (3-4 L)
Road	4	4/18/09 at Detroit (0-4 L)

SHOTS

MOST SHOTS

Overall	46	4/23/14 vs. Pittsburgh (4-3 OTW)
Home	46	4/23/14 vs. Pittsburgh (4-3 OTW)
Road	45	4/19/14 at Pittsburgh (4-3 OTW)

MOST SHOTS AGAINST

Overall	51	4/26/14 at Pittsburgh (1-3 L)
Home	41	2x, 4/21/14 vs. Pittsburgh (3-4 L)
Road	51	4/26/14 at Pittsburgh (1-3 L)

MOST SHOTS, BOTH TEAMS

Overall	87	4/19/14 at Pittsburgh (4-3 OTW); CBJ-45, PIT-42
Home	73	4/23/09 vs. Detroit (5-6 L); CBJ-32, DET-41
Road	87	4/19/14 at Pittsburgh (4-3 OTW); CBJ-45, PIT-42

FEWEST SHOTS

Overall	20	4/21/14 vs. Pittsburgh (3-4 L)
Home	20	4/21/14 vs. Pittsburgh (3-4 L)
Road	21	4/16/09 at Detroit (1-4 L)

FEWEST SHOTS AGAINST

Overall	25	4/23/14 vs. Pittsburgh (4-3 OTW)
Home	25	4/23/14 vs. Pittsburgh (4-3 OTW)
Road	32	4/16/14 at Pittsburgh (3-4 L)

FEWEST SHOTS, BOTH TEAMS

Overall	55 (2x)	4/28/14 vs. Pittsburgh (3-4 L)
Home	55	4/28/14 vs. Pittsburgh (3-4 L); CBJ-27, PIT-28
Road	55	4/16/09 at Detroit (1-4 L); CBJ-21, DET-34

PENALTIES

MOST PENALTY MINUTES

Overall	34	4/18/09 at Detroit (0-4 L); 13 pen.
Home	14	4/23/09 vs. Detroit (5-6 L); 7 pen.
Road	34	4/18/09 at Detroit (0-4 L); 13 pen

MOST PENALTY MINUTES AGAINST

Overall	14	4/23/14 vs. Pittsburgh (4-3 OTW); 6 pen.
Home	14	4/23/14 vs. Pittsburgh (4-3 OTW); 6 pen.
Road	12	4/19/14 at Pittsburgh (3-4 L); 6 pen.

MOST PENALTY MINUTES, BOTH TEAMS

Overall	42	4/18/09 at Detroit (0-4 L); CBJ-34, DET-8
Home	24	4/23/14 vs. Pittsburgh (4-3 OTW); CBJ-10, PIT-14
Road	42	4/18/09 at Detroit (0-4 L); CBJ-34, DET-8

MOST PENALTIES

Overall	13	4/18/09 at Detroit (0-4 L), 34 PIM
Home	7	4/23/09 vs. Detroit (5-6 L), 14 PIM
Road	13	4/18/09 at Detroit (0-4 L), 34 PIM

MOST PENALTIES AGAINST

Overall	6 (2x)	4/23/14 vs. Pittsburgh (4-3 OTW)
Home	6	4/23/14 vs. Pittsburgh (4-3 OTW)
Road	6	4/19/14 at Pittsburgh (4-3 OTW);

MOST PENALTIES, BOTH TEAMS

Overall	17	4/18/09 at Detroit (0-4 L); CBJ-13, DET-4
Home	11	4/23/14 vs. Pittsburgh (4-3 OTW); CBJ-5, PIT-6
Road	17	4/18/09 at Detroit (0-4 L); CBJ-13, DET-4

SINGLE GAME RECORDS (CONT.) PENALTIES (CONT.)

FEWEST PENALTY MINUTES

Overall	4	4/21/09 vs. Detroit (1-4 L); 2 pen.
Home	4	4/21/09 vs. Detroit (1-4 L); 2 pen.
Road	6	4/16/14 at Pittsburgh (3-4 L); 3 pen.

FEWEST PENALTY MINUTES AGAINST

Overall	6 (2x)	4/26/14 at Pittsburgh (1-3 L); 3 pen
Home	6	4/23/09 vs. Detroit (5-6 L); 3 pen.
Road	6	4/26/14 at Pittsburgh (1-3 L); 3 pen.

FEWEST PENALTY MINUTES, BOTH TEAMS

Overall	12	4/21/09 vs. Detroit (1-4 L); CBJ-4, DET-8
Home	12	4/21/09 vs. Detroit (1-4 L); CBJ-4, DET-8
Road	14	4/16/14 at Pittsburgh (3-4 L); CBJ-6, PIT-8

FEWEST PENALTIES

Overall	2	4/21/09 vs. Detroit (1-4 L); 4 PIM
Home	2	4/21/09 vs. Detroit (1-4 L); 4 PIM
Road	3	4/16/14 at Pittsburgh (3-4 L); 6 PIM

FEWEST PENALTIES AGAINST

Overall	3 (2x)	4/26/14 at Pittsburgh (1-3 L); 6 PIM
Home	3	4/23/09 vs. Detroit (5-6 L); 6 PIM
Road	3	4/26/14 at Pittsburgh (1-3 L); 6 PIM

FEWEST PENALTIES, BOTH TEAMS

Overall	6	4/21/09 vs. Detroit (1-4 L); CBJ-2, DET-4
Home	6	4/21/09 vs. Detroit (1-4 L); CBJ-2, DET-4
Road	7	4/16/14 at Pittsburgh (3-4 L); CBJ-3, PIT-4

POWER PLAY

MOST POWER PLAY GOALS

Overall	2 (3x)	4/23/14 vs. Pittsburgh (4-3 OTW); 6 att.
Home	2 (2x)	4/23/14 vs. Pittsburgh (4-3 OTW); 6 att.
Road	2	4/19/14 at Pittsburgh (4-3 OTW); 6 att.

MOST POWER PLAY ATTEMPTS

Overall	6 (2x)	4/23/14 vs. Pittsburgh (4-3 OTW); 2 PPG
Home	6	4/23/14 vs. Pittsburgh (4-3 OTW); 2 PPG
Road	6	4/19/14 at Pittsburgh (4-3 OTW); 2 PPG

MOST POWER PLAY GOALS AGAINST

Overall	3	4/18/09 at Detroit (0-4 L); 10 att. 4/23/09 vs. Detroit (5-6 L); 6 att.
Home	3	4/23/09 vs. Detroit (5-6 L); 6 att.
Road	3	4/18/09 at Detroit (0-4 L); 10 att.

MOST POWER PLAY ATTEMPTS AGAINST

Overall	10	4/18/09 at Detroit (0-4 L); 3 PPG
Home	6 (2x)	4/21/14 vs. Pittsburgh (3-4 L); 0 PPG
Road	10	4/18/09 at Detroit (0-4 L); 3 PPG

HIGHEST POWER PLAY EFFICIENCY (MULTIPLE ATTEMPTS)

Overall	2-of-2	4/23/09 vs. Detroit (5-6 L)
Home	2-of-2	4/23/09 vs. Detroit (5-6 L)
Road	1-of-2	4/26/14 at Pittsburgh (1-3 L)

LOWEST POWER PLAY EFFICIENCY

Overall	0-of-5	4/16/09 at Detroit (1-4 L)
Home	0-of-4	4/21/14 vs. Pittsburgh (3-4 L)
Road	0-of-5	4/16/09 at Detroit (1-4 L)

LOWEST PENALTY KILLING EFFICIENCY

Overall	1-of-3	4/16/14 at Pittsburgh (3-4 L)
Home	3-of-6	4/23/09 vs. Detroit (5-6 L)
Road	1-of-3	4/16/14 at Pittsburgh (3-4 L)

MOST SHORTHANDED GOALS SCORED

Overall	1 (3x)	4/28/14 vs. Pittsburgh (3-4 L)
Home	1	4/28/14 vs. Pittsburgh (3-4 L)
Road	1 (2x)	4/19/14 at Pittsburgh (4-3 OTW)

MOST SHORTHANDED GOALS AGAINST

Overall	1 (2x)	4/23/14 vs. Pittsburgh (4-3 OTW)
Home	1	4/23/14 vs. Pittsburgh (4-3 OTW)
Road	1	4/19/14 at Pittsburgh (4-3 OTW)

HIGHEST PENALTY KILLING EFFICIENCY

Overall	6-of-6	4/21/14 vs. Pittsburgh (3-4 L)
Home	6-of-6	4/21/14 vs. Pittsburgh (3-4 L)
Road	7-of-8	4/19/14 at Pittsburgh (4-3 OTW)



PLAYOFFS TEAM RECORDS

GOALS

MOST GOALS SCORED

Overall	4	4/23/09 vs. Detroit, 2nd per. (5-6 L)
Home	4	4/23/09 vs. Detroit, 2nd per. (5-6 L)
Road	2	4/16/14 at Pittsburgh, 1st per. (3-4 L)

MOST GOALS AGAINST

Overall	3 (5x)	4/23/14 vs. Pittsburgh 1st per. (4-3 OTW)
Home	3 (3x)	4/23/14 vs. Pittsburgh 1st per. (4-3 OTW)
Road	3 (2x)	4/19/14 at Pittsburgh 1st per. (4-3 OTW)

MOST GOALS, BOTH TEAMS

Overall	6	4/23/09 vs. Detroit, 2nd per. (5-6 L); DET, 4-2
Home	6	4/23/09 vs. Detroit, 2nd per. (5-6 L); DET, 4-2
Road	4 (2x)	4/19/14 at Pittsburgh, 1st per. (4-3 OTW); PIT, 3-1

FASTEST GOALS

FASTEST GOAL START OF GAME

Overall	1:38	Boone Jenner - 4/21/14 vs. Pittsburgh (3-4 L)
Home	1:38	Boone Jenner - 4/21/14 vs. Pittsburgh (3-4 L)
Road	5:07	Ryan Johansen - 4/19/14 at Pittsburgh (4-3 OTW)

FASTEST GOAL START OF PERIOD

Overall	0:43	Derek MacKenzie - 4/16/14 at Pittsburgh in 2nd per. (3-4 L)
Home	1:04	Cam Atkinson - 4/28/14 vs. Pittsburgh in 2nd per. (3-4 L)
Road	0:43	Derek MacKenzie - 4/16/14 at Pittsburgh in 2nd per. (3-4 L)

FASTEST GOAL START OF OVERTIME

Overall	2:49	Nick Foligno - 4/23/14 vs. Pittsburgh (4-3 OTW)
Home	2:49	Nick Foligno - 4/23/14 vs. Pittsburgh (4-3 OTW)
Road	21:10	Matt Calvert - 4/19/14 at Pittsburgh (4-3 OTW)

FASTEST GOAL AGAINST START OF GAME

Overall	1:07	Tomas Holmstrom - 4/21/09 vs. Detroit (1-4 L)
Home	1:07	Tomas Holmstrom - 4/21/09 vs. Detroit (1-4 L)
Road	3:30	Brian Gibbons - 4/19/14 at Pittsburgh (4-3 OTW)

FASTEST GOAL AGAINST START OF PERIOD

Overall	0:34	Brandon Sutter - 4/28/14 vs. Pittsburgh in 2nd per. (3-4 L)
Home	0:34	Brandon Sutter - 4/28/14 vs. Pittsburgh in 2nd per. (3-4 L)
Road	1:34	Beau Bennett - 4/16/14 at Pittsburgh in 2nd per. (3-4 L)

PENALTIES

MOST PENALTY MINUTES

Overall	26	4/18/09 at Detroit, 3rd per. (0-4 L); 9 pen.
Home	8	4/23/09 vs. Detroit, 1st per. (5-6 L); 4 pen.
Road	26	4/18/09 at Detroit, 3rd per. (0-4 L); 9 pen.

MOST PENALTY MINUTES, BOTH TEAMS

Overall	32	4/18/09 at Detroit, 3rd per. (0-4 L); CBJ-26, DET-6
Home	12 (2x)	4/23/14 vs. Pittsburgh, 1st per. (4-3 W); CBJ-6, PIT-6
Road	32	4/18/09 at Detroit, 3rd per. (0-4 L); CBJ-26, DET-6

MOST PENALTIES AGAINST

Overall	4	4/16/09 at Detroit, 1st per. (1-4 L); 8 PIM
Home	3 (3x)	4/23/14 vs. Pittsburgh; 2nd per. - 8 PIM (4-3 OTW)
Road	4	4/16/09 at Detroit, 1st per. (1-4 L); 8 PIM

MOST PENALTY MINUTES AGAINST

Overall	8 (2x)	4/23/14 vs. Pittsburgh, 2nd per. (4-3 OTW), 4 pen.
Home	8	4/23/14 vs. Pittsburgh, 2nd per. (4-3 OTW), 4 pen.
Road	8	4/16/09 at Detroit, 1st per. (1-4 L); 4 pen.

MOST PENALTIES

Overall	9	4/18/09 at Detroit, 3rd per. (0-4 L); 26 PIM
Home	4	4/23/09 vs. Detroit, 1st per. (5-6 L); 8 PIM
Road	9	4/18/09 at Detroit, 3rd per. (0-4 L); 26 PIM

MOST PENALTIES, BOTH TEAMS

Overall	12	4/18/09 at Detroit, 3rd per. (0-4 L); CBJ-9, DET-3
Home	6 (2x)	4/23/14 vs. Pittsburgh, 1st per. (4-3 W); CBJ-3, PIT-3
Road	12	4/18/09 at Detroit, 3rd per. (0-4 L); CBJ-9, DET-3

SHOTS

MOST SHOTS

Overall	18	4/23/14 vs. Pittsburgh, 2nd per. (4-3 OTW)
Home	18	4/23/14 vs. Pittsburgh, 2nd per. (4-3 OTW)
Road	15	4/19/14 at Pittsburgh, 2nd per. (4-3 OTW)

MOST SHOTS, BOTH TEAMS (CONT.)

Road	29	4/26/14 at Pittsburgh, 2nd per. (1-3 L); PIT-21, CBJ-8
------	----	--

FEWEST SHOTS

Overall	2	4/16/09 at Detroit, 3rd per. (1-4 L)
Home	5	4/21/14 vs. Pittsburgh, 3rd per. (3-4 L)
Road	2	4/16/09 at Detroit, 3rd per. (1-4 L)

FEWEST SHOTS, BOTH TEAMS

Overall	10	4/16/09 at Detroit, 3rd per. (1-4 L); DET, 8-2
Home	15	4/28/14 vs. Pittsburgh, 3rd per. (3-4 L); CBJ, 10-5
Road	10	4/16/09 at Detroit, 3rd per. (1-4 L); DET, 8-2

MOST SHOTS AGAINST

Overall	21	4/26/14 at Pittsburgh, 2nd per. (1-3 L)
Home	16 (2x)	4/28/14 vs. Pittsburgh, 1st per. (3-4 L)
Road	21	4/26/14 at Pittsburgh, 2nd per. (1-3 L)

MOST SHOTS IN OVERTIME

Overall	10	4/19/14 at Pittsburgh (2OT)
---------	----	-----------------------------

MOST SHOTS AGAINST IN OVERTIME

Overall	12	4/19/14 at Pittsburgh (2OT)
---------	----	-----------------------------

MOST SHOTS, BOTH TEAMS

Overall	29	4/26/14 at Pittsburgh, 2nd per. (1-3 L); PIT-21, CBJ-8
Home	26	4/23/09 vs. Detroit, 2nd & 3rd per. (5-6 L); CBJ-14/11, DET-12/15

FEWEST SHOTS AGAINST

Overall	5	4/28/14 vs. Pittsburgh, 3rd per. (3-4 L)
Home	5	4/28/14 vs. Pittsburgh, 3rd per. (3-4 L)
Road	7	4/19/14 at Pittsburgh, 3rd per. (4-3 W)

MOST SHOTS IN OVERTIME, BOTH TEAMS

Overall	22	4/19/14 at Pittsburgh (2OT)
---------	----	-----------------------------

SINGLE GAME

MOST GOALS

2 Matt Calvert - 4/19/14 at Pittsburgh (4-3 OTW)

MOST GOALS - DEFENSEMAN

1 Multiple Players

MOST GOALS - ROOKIE

1 (3x) Boone Jenner 4/26/14 at Pittsburgh (1-3 L)

MOST POWER PLAY GOALS

1 Multiple Players

MOST ASSISTS

2 (5x) Jack Johnson - 4/28/14 vs. Pittsburgh (3-4 L)

MOST ASSISTS - DEFENSEMAN

2 (3x) Jack Johnson - 4/28/14 vs. Pittsburgh (3-4 L)

MOST ASSISTS - ROOKIE

1 (3x) Boone Jenner - 4/19/14 at Pittsburgh (4-3 OTW)

MOST POINTS

2 (14x) Fedor Tyutin (1-1-2) & Jack Johnson (0-2-2) 4/28/14 vs. Pittsburgh (3-4 L)

MOST POINTS - DEFENSEMAN

2 (6x) Fedor Tyutin (1-1-2) & Jack Johnson (0-2-2) 4/28/14 vs. Pittsburgh (3-4 L)

MOST POINTS - ROOKIE

1 (6x) Boone Jenner - 4/26/14 at Pittsburgh (1-3 L); 1g

MOST SHOTS

9 Brandon Dubinsky - 4/19/14 at Pittsburgh (4-3 OTW); 0g

MOST SHOTS - DEFENSEMAN

7 James Wisniewski - 4/23/14 vs. Pittsburgh (4-3 OTW); 0g

MOST SHOTS - ROOKIE

6 Jakub Voracek - 4/23/09 vs. Detroit (5-6 L); 0g

MOST PENALTY MINUTES

12 Mike Commodore - 4/18/09 vs. Detroit (0-4 L); 2 pen.

MOST PENALTY MINUTES - DEFENSEMAN

12 Mike Commodore - 4/18/09 vs. Detroit (0-4 L); 2 pen.

MOST PENALTY MINUTES - ROOKIE

6 Jakub Voracek - 4/18/09 at Detroit (0-4 L); 3 pen.

HIGHEST PLUS/MINUS

+2 Aaron Rome - 4/23/09 vs. Detroit (5-6 L)
Matt Calvert - 4/19/14 at Pittsburgh (4-3 OTW)

HIGHEST PLUS/MINUS - DEFENSEMAN

+2 Aaron Rome - 4/23/09 vs. Detroit (5-6 L)

HIGHEST PLUS/MINUS - ROOKIE

+1 Jakub Voracek - 4/16/09 at Detroit (1-4 L)
Ryan Murray - 4/16/14 at Pittsburgh (3-4 L)

LOWEST PLUS/MINUS

-3 (3x) Jan Hejda - 4/16/09 at Detroit (1-4 L)
Kristian Huselius - 4/21/09 vs. Detroit (1-4 L)
Antoine Vermette - 4/21/09 vs. Detroit (1-4 L)

MOST ICE TIME - FORWARD (REG. GAME)

23:02 Kristian Huselius - 4/21/09 vs. Detroit (1-4 L)

MOST ICE TIME - DEFENSEMAN (REG. GAME)

30:47 Jack Johnson - 4/28/14 vs. Pittsburgh (3-4 L)

MOST ICE TIME - FORWARD (OT GAME)

23:57 Brandon Dubinsky - 4/19/14 at Pittsburgh (4-3 2OTW)

MOST ICE TIME - DEFENSEMAN (OT GAME)

38:21 Jack Johnson - 4/19/14 at Pittsburgh (4-3 2OTW)

MOST FACE-OFFS WON

16 Manny Malhotra - 4/18/09 at Detroit (0-4 L)

MOST SAVES BY A GOALTENDER

48 Sergei Bobrovsky - 4/26/14 at Pittsburgh (1-3 L)

STREAKS

CONSECUTIVE GAMES PLAYED

6 Multiple Players

CONSECUTIVE GAMES WITH GOALS

3 Jack Johnson, 4/16-4/21/14; 3g
Boone Jenner, 4/21-4/26/14; 3g

CONSECUTIVE GAMES WITH ASSISTS

4 Ryan Johansen, 4/19-4/26/14; 4a
Brandon Dubinsky, 4/16-4/23/14; 5a

CONSECUTIVE GAMES WITH POINTS

5 Boone Jenner, 4/16-4/26/14; 3g, 2a

MOST CONSECUTIVE GAMES WITH SHOT ON GOAL

6 Ryan Johansen, 4/16-4/28/14; 18 shots
Artem Anisimov, 4/16-4/28/14; 16 shots
Boone Jenner, 4/16/14-current; 16 shots
Jack Skille, 4/16-4/28/14; 8 shots
Matt Calvert, 4/16/14-current; 13 shots

MOST CONSECUTIVE GAMES PLAYED - GOALTENDER

6 Sergei Bobrovsky, 4/16/14-current

MOST CONSECUTIVE GAMES STARTED - GOALTENDER

6 Sergei Bobrovsky, 4/16/14-current

CONSECUTIVE WINS - GOALTENDER

1 (2x) Sergei Bobrovsky, 4/23/14, most recent

CONSECUTIVE GAMES UNBEATEN - GOALTENDER

1 (2x) Sergei Bobrovsky, 4/23/14, most recent

LONGEST SHUTOUT STREAK

103:16 Sergei Bobrovsky, 4/19-4/21/14

MOST CONSECUTIVE GAMES WITH SV% ABOVE .900

2 Sergei Bobrovsky, 4/19-4/21/14

MOST CONSECUTIVE GAMES WITH 30 OR MORE SAVES

2 (2x) Sergei Bobrovsky, 4/19-4/21/14 (76 saves)

MOST CONSECUTIVE STARTS ALLOWING THREE GOALS OR LESS

2 Sergei Bobrovsky, 4/23-4/26/14 at Pittsburgh

PLAYOFFS PERSONNEL & FRANCHISE FIRSTS

FIRST GAME

HOME 4/21/09 vs. Detroit (1-4 L)
AWAY 4/16/09 at Detroit (1-4 L)

FIRST PLAYOFF GAME ROSTER

4/16/09 at Detroit

No.	Player	Position
1	Steve Mason	Goaltender
3	Marc Methot	Defense
8	Jan Hejda	Defense
10	Kris Russell	Defense
14	Raffi Torres	Left Wing
18	R.J. Umberger	Center
19	Micahel Peca	Center
20	Kristian Huselius	Left Wing
22	Mike Commodore	Defense
25	Jason Chimera	Left Wing
27	Manny Malhotra	Center
29	Jason Williams	Center
33	Fredrik Modin	Left Wing
34	Wade Dubielewicz	Goaltender
40	Jared Boll	Right Wing
50	Antoine Vermette	Center
51	Fedor Tyutin	Defense
61	Rick Nash	Left Wing
93	Jakub Voracek	Right Wing
97	Rotislav Klesla	Defense

FIRST STARTING LINEUP

Center: Manny Malhotra
Left Wing: Kristian Huselius
Right Wing: Rick Nash
Defense: Jan Hejda
Defense: Mike Commodore
Goaltender: Steve Mason



NICK FOLIGNO

FIRST WIN

Home 4/23/14 vs. Pittsburgh (4-3, OT)
Road 4/19/14 at Pittsburgh (4-3, 2OT)

FIRST LOSS

Home 4/21/09 vs. Detroit (1-4)
Road 4/16/09 at Detroit (1-4)

FIRST OVERTIME WIN

Home 4/23/14 vs. Pittsburgh (4-3, OT)
Road 4/19/14 at Pittsburgh (4-3, 2OT)

FIRST OVERTIME LOSS

Home -
Road -

FIRST GOAL

Home R.J. Umberger (Rick Nash, Jason Williams), at 16:07 of 3rd period vs. Detroit's Chris Osgood on 4/21/09 (1-4 L)
Road R.J. Umberger (Jakub Voracek) at 11:40 of 2nd period at Detroit's Chris Osgood on 4/16/09 (1-4 L)

FIRST GOAL AGAINST

Home Thomas Holmstrom (Marian Hossa) at 1:07 of 1st period against Steve Mason vs. Detroit on 4/21/09 (1-4 L)
Road Jiri Hudler (Valterri Filppula, Mikael Samuelsson) at 10:48 of 2nd period against Steve Mason at Detroit on 4/16/09 (3-4 L)

FIRST GOAL BY DEFENSEMAN

Home Kris Russell (Raffi Torres) at 15:45 of 2nd period vs. Detroit's Chris Osgood on 4/21/09 (1-4 L)
Road Jack Johnson (Brandon Dubinsky) at 6:20 of 1st period at Pittsburgh's Marc-Andre Fleury on 4/16/14 (3-4 L)

FIRST POWER PLAY GOAL

Home R.J. Umberger (Rick Nash, Jason Williams), at 16:07 of 3rd period vs. Detroit's Chris Osgood on 4/21/09 (1-4 L)
Road Mark Letestu (Jack Johnson, Boone Jenner) at 17:58 of 1st period at Pittsburgh's Marc-Andre Fleury on 4/16/14 (3-4 L)

FIRST SHORTHANDED GOAL

Home Fedor Tyutin (Matt Calvert, Jack Johnson), at 10:21 of 3rd period vs. Pittsburgh's Marc-Andre Fleury on 4/28/14 (3-4 L)
Road Derek MacKenzie (unassisted) at 0:43 of the 2nd period at Pittsburgh's Marc-Andre Fleury on 4/16/14 (3-4 L)

FIRST GAME-WINNING GOAL

Home Nick Foligno at 2:49 of overtime on 4/23/14 vs. Pittsburgh's Marc-Andre Fleury (4-3 OTW)
Road Matt Calvert at 21:10 of overtime on 4/19/14 at Pittsburgh's Marc-Andre Fleury (4-3 2OTW)

FIRST EMPTY NET GOAL

Home -
Road -

FIRST FACE-OFF

Manny Malhotra vs. Detroit's Henrik Zetterberg on 4/16/09 (won) (1-4 L)

FIRST SHOT ON GOAL

Rotislav Klesla at 0:30 of 1st period at Detroit on 4/16/09 (1-4 L)

FIRST MINOR PENALTY

Antoine Vermette at 4:39 of 1st period at Detroit on 4/16/09 (Goaltender Interference) (1-4 L)

PLAYOFFS PERSONNEL & FRANCHISE FIRSTS

FIRST MAJOR PENALTY

-

FIRST MISCONDUCT PENALTY

Mike Commodore at 11:21 of 3rd period at Detroit on 4/16/09 (10-minute) (1-4L)

FIRST GOALTENDER WIN

Home Sergei Bobrovsky, 22 saves vs. Pittsburgh on 4/23/14 (4-3 OTW)

Road Sergei Bobrovsky, 39 saves at Pittsburgh on 4/19/14 (4-3 2OTW)

FIRST GOALTENDER LOSS

Home Steve Mason, 22 saves vs. Detroit on 4/21/09 (1-4 L)

Road Steve Mason, 30 saves at Detroit on 4/16/09 (1-4 L)

FIRST SHUTOUT WIN

Home -

Road -

FIRST SHUTOUT AGAINST

Home -

Road Chris Osgood, 25 saves at Detroit on 4/18/09 (0-4 L)

FIRST MULTI-POINT GAME

Home Kristian Huselius (1g, 1a), Rick Nash (1g, 1a), Kris Russell (1g, 1a) & Raffi Torres (2a) vs. Detroit on 4/23/09 (5-6 L)

Road Jack Johnson (1g, 1a) at Pittsburgh on 4/16/14 (3-4 L)

FIRST TWO-GOAL GAME

Home -

Road Matt Calvert at Pittsburgh on 4/19/14 (4-3 2OTW); 2g

FIRST TWO-ASSIST GAME

Home Raffi Torres vs. Detroit on 4/23/09 (5-6 L); 2a

Road David Savard at Pittsburgh on 4/19/14 (4-3 OTW); 2a

FIRST HAT TRICK

Home -

Road -

FIRST HAT TRICK AGAINST

Home Evgeni Malkin, vs. Pittsburgh on 4/28/14 (3-4 L); 3g

Road -

FIRST THREE-POINT GAME

Home -

Road -

FIRST THREE-ASSIST GAME

Home -

Road -

FIRST FOUR-POINT GAME

Home -

Road -

FIRST FIVE-POINT GAME

Home -

Road -

FIRST PENALTY SHOT

Home -

Road -

FIRST PENALTY SHOT AGAINST

Home -

Road -



HISTORY





JOHN H. MCCONNELL

FOUNDER

John H. McConnell was the Columbus Blue Jackets' majority owner, chairman and governor. A highly respected business leader, philanthropist and founder of Worthington Industries, he passed away on April 25, 2008 at the age of 84.

Mr. McConnell, who was born on May 10, 1923, in Pughtown, West Virginia, was the son of a steel worker and grew up during the Great Depression. He served aboard the U.S.S. Saratoga during World War II and married his high school sweetheart, Peggy Rardin, upon discharge from the Navy. He then used the GI Bill to enter Michigan State University, where he studied business and played football.

While working for Weirton Steel Corp., Mr. McConnell identified a niche in the industry for custom steel processing services. He used his 1952 Oldsmobile as collateral for a loan and, in 1955, launched Worthington Industries and the steel processing industry. Today, the company he founded in Columbus is traded on the New York Stock Exchange and employs 10,000 people in 81 facilities in 10 countries. It has annual sales of approximately \$3 billion.

He served as chairman until 1996 and retired from the board in 2002. Although he stepped down from a formal leadership role in the company, Mr. McConnell's leadership style, which has been included in the business curriculum at Harvard University and praised by management guru Tom Peters, still drives the company's culture. That philosophy, based on the Golden Rule: "We treat our customers, employees, investors and suppliers as we would like to be treated," is the subject of Mr. McConnell's 2004 book, "Our Golden Rule."

Through his humanitarian and community efforts, Mr. McConnell became widely recognized as one of Columbus' most generous citizens. His charitable contributions led to the McConnell Heart Hospital at Riverside Hospital, which provides treatment and prevention services for heart-related illnesses. The more than \$15 million donation to develop the hospital was the largest gift ever received by Riverside Hospital or its parent company, OhioHealth.

In 1997, Mr. McConnell led a group of investors to bring the National Hockey League to Columbus. The Blue Jackets played their first game in September 2000. The arrival of the team brought an influx of development and community pride to Columbus. Before the team even took the ice, he made sure the Blue Jackets organization would serve its community in other ways, too. The Columbus Blue Jackets Foundation was established in March of 2000 to help improve the quality of life throughout central Ohio.

Mr. McConnell also was one of the early investors in the Columbus Crew Major League Soccer franchise and previously was a minority owner of the Pittsburgh Pirates baseball club and the Columbus Destroyers Arena Football League team.

Through his work ethic, business acumen, philanthropy, sense of community and genuine desire to do the right thing for his customers, employees and community, Mr. McConnell established himself as a leader, not only in Columbus, but also throughout the steel industry and the business world.

In September 2008, Mr. McConnell posthumously received from the United States Navy Memorial the Lone Sailor Award, "which is given to Sea Service veterans who have excelled with distinction in their respective careers while exemplifying the core values of Honor, Courage and Commitment." He had previously been named Chief Executive Officer of the Year by *Financial World* magazine, while *Industry Week* magazine recognized him for Excellence in Management. He was the recipient of the Horatio Alger Award and the National Football Foundation Gold Medal Award. He received the 33rd degree Scottish Rite Mason, the Ohio Governor's Award and the Michigan State University Outstanding Alumni Award. He was inducted into the Junior Achievement National Business Hall of Fame, the Central Ohio Business Hall of Fame and the Columbus Hall of Fame.

ABOUT THE BLUE JACKETS

TEAM QUICK FACTS

National Hockey League Franchise Awarded: June 25, 1997
Inaugural Season: 2000-01
Team Colors:..... Union Blue, Goal Red, Capital Silver
Home Arena (capacity):..... Nationwide Arena (18,144)
Practice Facility:..... OhioHealth Ice Haus (located at Nationwide Arena)
200 W. Nationwide Blvd., Columbus, OH 43215; (614) 246-3380
Minor League Affiliate:..... Cleveland Monsters (AHL)
Team Digital Properties: BlueJackets.com; Facebook.com/BlueJacketsNHL; Twitter.com/BlueJacketsNHL
Television Affiliate: FOX Sports Ohio
Flagship Radio Stations:.....WBNS-FM 97.1 and CD102.5 FM

HISTORY BEHIND THE NAME

The Blue Jackets’ name pays homage to Ohio’s contributions to American history and the great pride and patriotism exhibited by its citizens, especially during the Civil War as both the state of Ohio and the city of Columbus were significantly influential on the Union Army. Ohio contributed more of its population to the Union Army than any other state, while many of the uniforms worn by the Union soldiers were manufactured in Columbus.

THE COLORS

The Blue Jackets’ colors help define the team and tell its story. The colors consist of Union Blue, Goal Red and Capital Silver. Union Blue represents the color worn by the Union Army, while Goal Red references the most exciting moment in hockey and Capital Silver is reflected in the star on the logo, which signifies Columbus as the capital of Ohio.

THE LOGOS



PRIMARY LOGO

The club’s primary logo is inspired by the state flag of Ohio, with its unique pennant shape, red, white & blue colors and white stars, in the shape of the letter C. That image overlays the familiar Blue Jackets’ star. The official state flag of Ohio, called the Ohio burgee, is based upon the pennant used by the Ohio cavalry from 1862-65. Ohio’s is the only American state flag that is not shaped in a rectangle.



SECONDARY LOGO

The Blue Jackets new secondary logo was introduced in the summer of 2015. The mark is similar to the club’s current third jersey logo as the team name “Columbus Blue Jackets” encircles the cannon in a ribbon inspired by Civil War medals while a single star centered at the bottom of the crest signifies Columbus as Ohio’s capital. The difference is the logo is comprised of the club’s primary colors – Union Blue, Goal Red, Capital Silver and White. It replaces the secondary logo that entailed the blue Union Army cap that features two crossed hockey sticks lying on a red with white trim background surrounded by a blue with silver trim oval containing two stars anchoring the words “Columbus Blue Jackets” that was unveiled in 2003.



THIRD JERSEY LOGO

The Blue Jackets introduced their third jersey logo in 2010. The mark reinforces the connection between the team name and its Civil War heritage, depicting the hockey club’s signature 1857 Napoleon cannon that fires each time the Blue Jackets score at Nationwide Arena. The team name “Columbus Blue Jackets” encircles the cannon in a ribbon inspired by Civil War medals, while a single star centered at the bottom of the crest signifies Columbus as Ohio’s capital.

Nov. 1, 1996 – Columbus Hockey Limited, a partnership formed by five investors interested in attracting a National Hockey League expansion team to Columbus, Ohio, submits an application and a \$100,000 fee to the NHL office.

Jan. 13, 1997 – Columbus Hockey Limited makes a formal presentation to the NHL in New York.

May 31, 1997 – Nationwide Insurance announces plans to privately finance a \$150 million arena in downtown Columbus.

June 25, 1997 – The NHL awards the city of Columbus an expansion franchise along with Nashville, Tenn., Atlanta, Ga., and St. Paul, Minn.

Nov. 11, 1997 – Team officials announce that the name of the franchise will be the Blue Jackets, celebrating patriotism, pride and the rich Civil War history in the state of Ohio and, more specifically, the city of Columbus.

Feb. 11, 1998 – Doug MacLean, who led Florida to the 1996 Stanley Cup Final as the team's head coach, is named general manager of the Blue Jackets. Shortly after, he would also accept the role as the organization's president.

May 26, 1998 – Ground is broken in downtown Columbus on the site of Nationwide Arena, future home of the Blue Jackets.

July 13, 1998 – Jim Clark is named assistant general manager of the Blue Jackets.

Feb. 9, 1999 – The Columbus Blue Jackets Fan Preview Center opens. The state-of-the-art, interactive marketing facility is aimed at enhancing season ticket sales by simulating the Nationwide Arena experience to fans.

Feb. 25, 1999 – Don Boyd is named the director of amateur scouting for the Blue Jackets.

Sept. 30, 1999 – The Syracuse Crunch of the American Hockey League is named the minor-league affiliate of the Columbus Blue Jackets.

Oct. 14, 1999 – The team unveils its home and road jerseys with Mike Emrick, television voice of the New Jersey Devils, presiding over the event. Over 4,000 enthusiastic fans attend the unveiling at the Easton Town Center.



Mar. 29, 2000 – The team announces the formation of the Columbus Blue Jackets Foundation, a grant-making public charity that will orchestrate the team's community development and fund-raising programs.

May 1, 2000 – Team officials meet with NHL executives in New York and it is determined that the Blue Jackets have met all requirements for admission into the league, including the sale of over 12,000 season tickets. As a recognized franchise, the Blue Jackets may now officially actively participate in all NHL-related matters.

May 4, 2000 – The Blue Jackets sign the first player in the history of the organization, Niagara University goaltender Greg Gardner.

May 11, 2000 – The Blue Jackets negotiate the first trade in the history of the organization, sending their fourth and ninth round picks in the 2000 NHL Entry Draft to the New York Islanders for forward Chris Nielsen.

June 23, 2000 – The Blue Jackets and Minnesota Wild participate in the 2000 Expansion Draft in Calgary, Alberta.

June 24 - 25, 2000 – The Blue Jackets select 11 players in their first Entry Draft at the Saddledome in Calgary, Alberta. With the first pick in team history, the club tabs Brampton Battalion defenseman Rostislav Klesla with the fourth overall pick.

July 3 - 4, 2000 – Columbus makes its first significant splash in the free agent market by signing defenseman Lyle Odelein and goaltender Ron Tugnutt on back-to-back days.

July 5, 2000 – The Blue Jackets name former Calgary Flames and Team Canada bench boss Dave King as the first head coach in team history. Shortly thereafter, Newell Brown is named associate coach, Gerard Gallant assistant coach and Rick Wamsley goaltending coach.

Sept. 8, 2000 – The Blue Jackets open their training camp at the CoreComm Ice Haus, the only practice facility in the NHL housed where the team plays its games.

Sept. 8-9, 2000 – The grand opening of Nationwide Arena takes place and features a pair of sold out concerts by country music superstars Tim McGraw and Faith Hill.

Sept. 15, 2000 – Columbus plays its first preseason game at Mellon Arena in Pittsburgh. The Penguins defeat the Blue Jackets 3-2. Martin Spanhel scores the "unofficial" first goal in team history.

Oct. 7, 2000 – Welcome to the NHL, Columbus! The Blue Jackets jump out to a 3-0 first period lead, but suffer a 5-3 loss to the Chicago Blackhawks before a sellout crowd of 18,136 in their inaugural NHL game. Bruce Gardiner scores the first goal in team history at 7:34 of the first period.

Oct. 12, 2000 – Kevyn Adams scores two goals, including the game-winner at 4:13 of the second period, as the Blue Jackets post the first win in franchise history with a 3-2 victory over the Calgary Flames at the Pengrowth Saddledome.

Oct. 27, 2000 – Marc Denis makes 32 saves to lead the Blue Jackets to a 3-1 win over the Washington Capitals. The win is the first in club history at Nationwide Arena.

Dec. 18, 2000 – Ron Tugnutt makes 27 saves to record the first shutout in team history in a 2-0 win over the Canadiens at the Molson Centre in Montreal.

Feb. 10, 2001 – Geoff Sanderson collects the first hat trick in club history as he scores all three goals in a 3-1 win over Nashville at Nationwide Arena.

Mar. 19, 2001 – David Vyborny becomes the first rookie in NHL history to score a pair of penalty shot goals in one season when he beats Nashville's Tomas Vokoun. He also scored on Chicago's Robbie Tallas on Oct. 15.

Mar. 24, 2001 – Espen Knutsen sets a club record for assists and points in a game with five in a 6-4 win over the Calgary Flames at Nationwide Arena.

Apr. 8, 2001 – Ron Tugnutt makes 29 saves to beat the Chicago Blackhawks 4-3 in overtime and picks up his 22nd win of the season to set a new NHL record for wins by a goaltender on an expansion team.

June 23 - 24, 2001 – The Blue Jackets select 11 players, including Montreal Rocket goaltender Pascal Leclaire with the eighth overall pick, at the 2001 Draft at National Car Rental Center in Sunrise, Fla.

July 6, 2001 – The Blue Jackets name assistant general manager Jim Clark executive vice-president and assistant general manager, Bob Strumm director of pro scouting and Paul Castron assistant director of amateur scouting.

Sept. 16, 2001 – The Blue Jackets hold a "Red, White & Blue" scrimmage at Nationwide Arena to raise money for victims of the 9/11 tragedies. Members of the Columbus Police and Fire Department hockey teams collect nearly \$35,000 at the event.

Oct. 4 - 8, 2001 – The Blue Jackets are fit to be tied as the club opens its second NHL season with three consecutive ties. Columbus battles St. Louis to a 3-3 tie at Nationwide Arena on Oct. 4 and then comes away with 3-3 and 2-2 stalemates in a home-and-home series against Philadelphia.

Nov. 21, 2001 – Columbus plays the first game in team history that ends in a scoreless tie following regulation play. However, Luc Robitaille's goal at 4:17 of overtime gives Detroit a 1-0 win. Columbus would suffer a similar fate vs. Nashville on Feb. 9.

FRANCHISE TIMELINE

Feb. 2, 2002 – Espen Knutsen becomes the first player to represent the Blue Jackets at the NHL All-Star Game. He tallies a goal and an assist to help the World Team to an 8-5 win over the North American squad at the STAPLES Center in Los Angeles. He is also the first native of Norway to play in the game.

Feb. 8, 2002 – David Vyborny's third period goal lifts the Blue Jackets past league-leading Detroit and gives Columbus its first-ever win at Joe Louis Arena. The loss was one of just seven suffered by the eventual Stanley Cup champions at home.

Mar. 16, 2002 – Brittanie Cecil, 13, is struck by a deflected puck while attending the Blue Jackets game against the Calgary Flames at Nationwide Arena. She dies two days later, becoming the first fan fatality in the NHL's 85-year history. The Blue Jackets honor her memory by wearing a heart shaped decal with her initials "BNC" on their helmets for the remainder of the season.

March 23 - 24, 2002 – The Blue Jackets host the Seventh Annual Willie O'Ree All-Star Weekend, which features kids ages 10-12 who are participants in the NHL Diversity Task Force™ program. The game on Mar. 24 draws a record crowd in excess of 4,000 fans at Nationwide Arena.

Apr. 12, 2002 – The Blue Jackets beat the Atlanta Thrashers 5-4 in overtime in the final home game of the 2001-02 season. The 18,136 fans in attendance mark the club's 56th-consecutive sellout at Nationwide Arena.

June 17, 2002 – Assistant Director of Amateur Scouting Paul Castron is named director of player development for the Blue Jackets.

June 22, 2002 – The Blue Jackets, who are expected to select third overall at the 2002 Draft at Air Canada Centre in Toronto, trade up to get the first overall pick and use it to select London Knights left wing Rick Nash.



June 22 - 23, 2002 – An active draft weekend finds the Blue Jackets making five trades and selecting 13 players at the 2002 Draft at Air Canada Centre in Toronto.

June 27, 2002 – The Blue Jackets' arrival in Columbus is voted the top moment in Columbus sports history by fans, it is announced at "Columbus Celebrates Sports," a fund-raising event hosted by the Greater Columbus Convention and Visitor's Bureau to kick off the newly formed Columbus Sports Commission.

July 17, 2002 – Gord Murphy is named assistant coach of the Blue Jackets.

Sept. 16, 2002 – For the first time, the Blue Jackets conduct a portion of training camp outside Columbus, traveling to Cahill Stadium in Summerside, PEI, Canada for five days of practices and scrimmages.

Oct. 10, 2002 – The Blue Jackets win their season and home-opens for the first time in club history, beating the Chicago Blackhawks 2-1 at Nationwide Arena. Rick Nash becomes the eighth first-overall NHL draft pick, and first since Eric Lindros in 1991, to score a goal in his first NHL game.

Oct. 19, 2002 – Columbus' home sellout streak of 58 consecutive games is snapped as a crowd of 17,424 is on hand to watch the Blue Jackets beat Florida 4-1 at Nationwide Arena. The streak began on Jan. 27, 2001 vs. Anaheim and ended on Oct. 14, 2002 vs. Phoenix.

Jan. 7, 2003 – The Blue Jackets fire Head Coach Dave King. President and General Manager Doug MacLean replaces him as interim head coach for the remainder of the season.

Jan. 8 - 11, 2003 – Columbus posts three-straight road wins for the first time in team history, beating Minnesota (2-1 on Jan. 8), Vancouver (3-2 on Jan. 10) and Calgary (7-2 on Jan. 11) in Doug MacLean's first three games behind the bench.

Feb. 1, 2003 – Rick Nash and Rostislav Klesla play in the Topps/NHL YoungStars Game during NHL All-Star Weekend in Sunrise, Fla. Nash notches 2-1-3 in the contest.

Feb. 2, 2003 – Ray Whitney becomes the second Blue Jacket to play in the NHL All-Star Game and tallies 0-1-1 to help the Western Conference to a 6-5 win at the Office Depot Center in Sunrise, Fla.

Mar. 20, 2003 – Tyler Wright scores three goals in a 4-3 OT win vs. Toronto to become the first player in Blue Jackets history to record two hat tricks in a season. He also scored three times in a 5-1 win vs. Los Angeles on Oct. 27, 2002.

Mar. 29, 2003 – Geoff Sanderson becomes the first player in team history to score four goals in a game in a 6-4 win at Calgary. Sanderson adds an assist and Andrew Cassels tallies 1-4-5 as each ties the club record for points in a game.

Apr. 4, 2003 – During the third period vs. Detroit, Marc Denis breaks the NHL single season record for minutes played by a goaltender (4,433 by New Jersey's Martin Brodeur in 1995-96). He finishes the season with a new standard of 4,511.

June 6, 2003 – The Blue Jackets announce that Doug MacLean will remain as the club's head coach.

June 21 - 22, 2003 – Columbus selects 10 players, including right wing Nikolai Zherdev with the fourth overall pick, at the 2003 Draft at the Gaylord Entertainment Center in Nashville, Tenn. Parma native Dan Fritsche becomes the first Ohio-born player drafted by the Blue Jackets when the club selects him in the second round, 46th overall.

Oct. 9, 2003 – The Blue Jackets open on the road for the first time in club history, suffering a 2-1 defeat against the Atlanta Thrashers.

Oct. 11 - 16, 2003 – Marc Denis makes 25 saves as the Blue Jackets post their first shutout in a home opener with a 5-0 win against the New York Rangers. Coupled with wins against Vancouver and Chicago, the Blue Jackets open the season 3-0 at Nationwide Arena.

Oct. 13, 2003 – The Blue Jackets' "Third Jersey" is unveiled during a ceremony outside of Nationwide Arena. Later that night, the Blue Jackets defeat the Vancouver Canucks 3-2 in their first game wearing the "Third Jersey."

Jan. 1, 2004 – Gerard Gallant takes over as interim head coach after Doug MacLean relinquishes the role of head coach. A day later, Gallant wins his debut with a 2-0 victory at Tampa Bay.

Feb. 6, 2004 – Nikolai Zherdev represents the Blue Jackets in the NHL YoungStars Game during the NHL All-Star Game Weekend in St. Paul, MN. Zherdev records a goal and an assist in the game.

Feb. 7, 2004 – Nineteen-year old Rick Nash plays in the NHL All-Star Game for the Western Conference at the Excel Energy Center in St. Paul, MN. Nash is the first teenager to play in the game in 12 years and youngest to play in the game since 1986.

Feb. 20, 2004 – For the first time in franchise history, all four of the Blue Jackets' first round picks play in the same game. Rostislav Klesla, Pascal Leclaire, Rick Nash and Nikolai Zherdev play as the Jackets lose 3-2 at Phoenix in Leclaire's first-ever NHL game.

Mar. 21 - 27, 2004 – The Blue Jackets tie a team record with four consecutive victories culminated by a 3-2 overtime victory at Nashville on Mar. 27. The streak included wins at Vancouver, and home victories against Minnesota and Anaheim.

Apr. 3, 2004 – Rick Nash nets his 41st goal of the season in the Blue Jackets' final game of the season. Nash finishes the season tied with Atlanta's Ilya Kovalchuk and Calgary's Jarome Iginla for the NHL lead in goals, netting him a share of the Maurice "Rocket" Richard Trophy. He becomes the youngest player in NHL history to lead the League in goals. The Jackets defeated the Detroit Red Wings 4-1 at Joe Louis Arena.

June 25, 2004 – The Blue Jackets announce that Gerard Gallant will remain as head coach. Former University of North Dakota Head Coach Dean Blais is named associate coach.

June 26 – 27, 2004 – The Blue Jackets select 11 players, including Lewiston's Alexandre Picard with the eighth overall pick at the 2004 Draft at RBC Center in Raleigh, N.C.

Aug. 20 – 29, 2004 – Team USA holds its training camp for the 2004 World Cup of Hockey at Nationwide Arena, including pre-tournament games against Team Canada and Team Russia.

Sept. 15, 2004 – The Collective Bargaining Agreement between the National Hockey League and the National Hockey League Players' Association expires. NHL Commissioner Gary Bettman announces that the league will not resume play until a new CBA is reached.

Feb. 16, 2005 – NHL Commissioner Gary Bettman announces that due to the lack of a new Collective Bargaining Agreement between the league and its players, the 2004-05 season has been cancelled.

Apr. 30 – May 15, 2005 – Blue Jackets left wing Rick Nash leads Team Canada to a silver medal at the 2005 World Championships. He leads the tournament in goal scoring, ranks second in points and is named to the All-Tournament team as he tallies 9-6-15 with a +7 plus/minus rating in nine games.

July 13, 2005 – The NHL and NHLPA announce an agreement in principle on a new Collective Bargaining Agreement.

July 22, 2005 – NHL Commissioner Gary Bettman announces that a new Collective Bargaining Agreement between the league and its players has been reached and NHL hockey will return in October 2005.

July 30, 2005 – The Blue Jackets select eight players, including Vancouver Giants center Gilbert Brule with the sixth overall pick, at the 2005 Draft held at the Westin Hotel in Ottawa.

Aug. 1 – 10, 2005 – In the opening days of the first free agent signing period under the new CBA, the Blue Jackets agree to terms with several players, including defensemen Adam Foote and Bryan Berard, forward Jan Hrdina and goaltender Martin Prusek.

Aug. 8, 2005 – The Blue Jackets re-sign left wing Rick Nash to a five-year contract.

Aug. 30, 2005 – Director of Amateur Scouting Don Boyd is promoted to director of player personnel.

Oct. 28, 2005 – The Blue Jackets beat Minnesota 2-1 at Nationwide Arena in the first game decided by a shootout in team history. Trevor Letowski beats Wild goaltender Dwayne Roloson in the eighth round to give the Jackets the win.

Nov. 15, 2005 – The Blue Jackets acquire six-time All-Star Sergei Fedorov and a fifth round pick in the 2006 NHL Draft from Anaheim in exchange for Tyler Wright and Francois Beauchemin.



Dec. 6, 2005 – Adam Foote is named the fourth captain in franchise history.

Dec. 21, 2005 – David Vyborny misses his first game since Oct. 17, 2002, snapping his franchise-record streak of 194 consecutive games played. He suffered a rib injury vs. Detroit on Dec. 20.

Jan. 8, 2006 – Bryan Berard scores three goals to collect his first career hat trick in a 5-2 win at Phoenix.

February 14 - 25, 2006 – Four Blue Jackets compete at the Winter Olympics in Turin, Italy. David Vybrony leads the Czech Republic to a bronze medal, while Rick Nash (Canada), Adam Foote (Canada) and Radoslav Suchy (Slovakia) also participate.



Mar. 24 – Apr. 3, 2006 – The Blue Jackets set a franchise record for consecutive wins with six, culminating with a 3-1 win at Nashville. The club also had road wins at St. Louis and Detroit and home wins over Calgary, San Jose and Chicago during the streak that was snapped with a 6-5 shootout loss at Detroit on Apr. 7.

Mar. 25, 2006 – Trailing 3-0 entering the third period, the Blue Jackets rally for four goals in the span of 7:37 to take a 4-3 lead over the Detroit Red Wings at Joe Louis Arena and go on to win 5-4 in a shootout.

Apr. 7, 2006 – Rick Nash scores his third goal, including the game-tying goal at 19:27 of the third period, to record his first career hat trick in a 6-5 shootout loss at Detroit.

Apr. 18, 2006 – Sergei Fedorov scores at 0:35 of overtime to give Columbus a 5-4 win over Dallas in the season finale at Nationwide Arena. The goal is Fedorov's 14th career overtime goal, which is tied with Toronto's Mats Sundin for the all-time lead in NHL history. The Blue Jackets finish the season with the most wins (35) and points (74) in franchise history.

June 24, 2006 – The Blue Jackets select 10 players, including Drummondville Voltigeurs center Derick Brassard with the sixth overall pick, at the 2006 Draft held at General Motors Place in Vancouver.

July 7, 2006 – Syracuse Crunch Head Coach Gary Agnew is named assistant coach of the Blue Jackets.

July 21, 2006 – Paul Castron is promoted to director of amateur scouting of the Blue Jackets.

Aug. 1, 2006 – Clint Malarchuk is named goaltending coach of the Blue Jackets.

Nov. 13, 2006 – The Blue Jackets fire Head Coach Gerard Gallant. Assistant Coach Gary Agnew is named interim head coach the following day.

Nov. 22, 2006 – Ken Hitchcock is named the fourth head coach in Blue Jackets history.

Dec. 2 - 9, 2006 – First-year NHL goaltender Fredrik Norrena plays 155:28 without allowing a goal to set a franchise record for the longest shutout streak. The stretch includes back-to-back shutouts at Edmonton (4-0, 21 saves) and Colorado (3-0, 42 saves).

Jan. 5, 2007 – For just the second time in team history, the Blue Jackets rally from a three-goal third period deficit to beat the Anaheim Ducks 4-3 at Honda Center. Columbus scores three times in a span of 1:54 capped by Manny Malhotra's game-winner with 1:20 left in the period. Goaltender Fredrik Norrena preserves the win by stopping All-Star Teemu Selanne's penalty shot attempt at the 19:39 mark.

Jan. 24, 2007 – Rick Nash makes his second consecutive appearance at the NHL All-Star Game played at American Airlines Center in Dallas. He registers four points on two goals and two assists to lead the Western Conference to a 12-9 win.

FRANCHISE TIMELINE

Feb. 24, 2007 – Columbus scores two shorthanded goals in a game for the first time in team history to overcome a 2-0 deficit to beat the New York Rangers 3-2 at Madison Square Garden. Jason Chimera's goal at 11:02 of the second period tied the game at 2-2 and Rick Nash's tally just 4:52 later is the game-winner.

Apr. 19, 2007 – Blue Jackets announce that President/General Manager Doug MacLean has been relieved of his duties with the organization. Michael Priest is named president of the organization and Jim Clark will serve as interim general manager.

Apr. 27 - May 13, 2007 – Five Blue Jackets – Rick Nash (Canada), Jason Chimera (Canada), David Vyborny (Czech Republic), Rostislav Klesla (Czech Republic) and Fredrik Norrena (Finland) – and prospects Raffaele Sannitz (Switzerland) and Jaroslav Balastik (Czech Republic) participate in the 2007 World Championships in Russia. Nash, who is named MVP of the tournament, and Chimera win gold medals for Canada, while Norrena helps Finland capture the silver medal.

June 15, 2007 – Scott Howson is named the second general manager in Blue Jackets history.

June 22 - 23, 2007 – The Blue Jackets select seven players, including Halifax Mooseheads right wing Jakub Voracek with the seventh overall pick, at the 2007 Draft held at Nationwide Arena.

June 28, 2007 – Claude Noel is named assistant coach of the Blue Jackets.

July 26, 2007 – Former Blue Jackets player Tyler Wright is named the club's development coach.

Nov. 23, 2007 – Pascal Leclaire makes 32 saves in a 4-0 win at Minnesota to record his team record sixth shutout in just his 15th start of the season. He would end the season with nine, ranking second in the NHL.

Dec. 26, 2007 - Jan. 15, 2008 – The Blue Jackets set a franchise record by winning six consecutive home games. The club beats Atlanta, Carolina, Edmonton, St. Louis, Nashville and Vancouver at Nationwide Arena during that stretch.

Dec. 31, 2007 – Rick Nash scores three goals to collect the 12th hat trick in Blue Jackets history in a 4-2 win over the Edmonton Oilers at Nationwide Arena. It is Nash's second career hat trick.

Jan. 17, 2008 – Rick Nash scores one of the most dynamic goals in NHL history as he beats a pair of Phoenix defensemen and goaltender Mikael Tellqvist with 21.5 seconds left in regulation to lift Columbus to a 4-3 win at Jobing.com Arena.

Jan. 27, 2008 – Rick Nash sets an NHL All-Star Game record by scoring a goal just :12 into the game en route to collecting the 15th hat trick in All-Star Game history at Philips Arena in Atlanta. The game marks Nash's third-straight All-Star Game selection after combining for 5-2-7 in the previous two games.

Feb. 23, 2008 – Pascal Leclaire records his ninth shutout of the season with 31 saves to beat the Montreal Canadiens 3-0 at Bell Centre. The Jackets improve to 3-1-1 all-time at Montreal, including two shutouts.

Mar. 12, 2008 – Rick Nash is named the fifth captain in franchise history.

Apr. 5, 2008 – Ken Hitchcock becomes just the 20th head coach in NHL history to reach the 900-game milestone when the Blue Jackets take on the St. Louis Blues at Scottrade Center.

Apr. 6, 2008 – Jason Chimera misses the season finale due to a groin injury, which ends his franchise record for consecutive games played at 243. The streak began on Oct. 9, 2005 at Chicago in his first game with the club.

April 25, 2008 – Blue Jackets majority owner and chairman John H. McConnell passes away at the age of 84. His son, John P. McConnell, assumes the duties of majority owner, chairman and governor for the hockey club.

May 2 - 18, 2008 – Six Blue Jackets compete at the 2008 IIHF World Championships in Canada. Head Coach Ken Hitchcock, Rick Nash, Jason Chimera and Pascal Leclaire represent the host Canadians, while Jiri Novotny and Jan Hejda play for the Czech Republic. Canada wins the silver medal as Nash is named to the All-Tournament Team for the third consecutive year.

June 20, 2008 – The Blue Jackets acquire center R.J. Umberger and a fourth round pick in the 2008 Draft from the Philadelphia Flyers in exchange for first and third round picks in 2008. Umberger becomes the first Ohio State hockey player to join the Blue Jackets organization.

June 20 - 21, 2008 – The Blue Jackets select nine players, including CSKA forward Nikita Filatov with the sixth overall pick, at the 2008 Draft held at Scotiabank Place in Ottawa.

July 3, 2008 – Chris MacFarland is promoted to assistant general manager.

July 9, 2008 – The Blue Jackets sign Head Coach Ken Hitchcock to a three-year contract extension through 2011-12 season.

Oct. 17, 2008 – Rookies Nikita Filatov and Jakub Voracek set a franchise record for fastest two goals scored vs. Nashville. The duo scores just :08 apart as Filatov lights the lamp at 14:18 of the first period and Voracek follows suit at the 14:26 mark.

Dec. 23, 2008 - Jan. 2, 2009 – Rookie Steve Mason sets the franchise record for longest shutout streak at 199:19 and becomes the first Blue Jackets goaltender to record three-straight shutouts – Dec. 27 vs. Philadelphia, Dec. 29 at Los Angeles and Dec. 31 at Anaheim.

Jan. 9, 2009 – Steve Mason sets a franchise record for most saves in a shutout when he stops 45 shots in a 3-0 win at Washington.

Jan. 10, 2009 – Nikita Filatov scores three goals vs. Minnesota at Nationwide Arena to become the first rookie in Blue Jackets history to record a hat trick.

Jan. 25, 2009 – Rick Nash tallies 1-2-3 for the Western Conference in his fourth NHL All-Star Game, held at Bell Centre in Montreal.

Jan. 27, 2009 – Rick Nash collects his third career hat trick, scoring all three goals, including the game-winner in overtime, in a 3-2 win over Detroit at Nationwide Arena.

Feb. 19, 2009 – Ken Hitchcock becomes the 13th coach in NHL history to record 500 wins when the Blue Jackets beat the Toronto Maple Leafs 4-3 in a shootout at Air Canada Centre.


Mar. 7, 2009 – Rick Nash becomes the first player since Montreal's Maurice "Rocket" Richard in 1947-48 to record an unassisted hat trick as the Jackets set a franchise record for goals in a game in an 8-2 win at Detroit.

Mar. 12, 2009 – A regular season record crowd of 19,167 at Nationwide Arena is on hand to see the Blue Jackets defeat the Pittsburgh Penguins 4-3 in a shootout.

Apr. 8, 2009 – Rick Nash's goal at 14:30 of the third period erases a 3-2 Chicago lead and forces overtime, resulting in the Blue Jackets clinching the first playoff berth in franchise history. Fedor Tyutin's shootout goal is the game-winner as the Jackets beat the Blackhawks 4-3 at United Center.

Apr. 16, 2009 – The Blue Jackets drop a 4-1 decision at Detroit's Joe Louis Arena in the first Stanley Cup Playoff game in franchise history.

Apr. 21, 2009 – A Nationwide Arena record crowd of 19,219 is on hand for the first Stanley Cup Playoff game played in the state of Ohio. Detroit earns a 4-1 win in Game Three of the Western Conference Quarterfinals Series.



June 18, 2009 – Steve Mason wins the Calder Trophy as NHL Rookie of the Year and Rick Nash wins the NHL Foundation Player Award at the 2009 NHL Awards in Las Vegas.

June 26 - 27, 2009 - The Blue Jackets select six players, including Chicago (USHL) defenseman John Moore with the 21st overall pick, at the 2010 Draft held at Bell Centre in Montreal.

June 30, 2009 - The Blue Jackets name Dave Rook goaltending coach.

July 3, 2009 - The Blue Jackets sign captain Rick Nash to an eight-year contract extension.

Oct. 10, 2009 - Mathieu Garon becomes the first goaltender in franchise history to record a shutout in his first start with the Blue Jackets as he makes 36 saves in a 2-0 win at Phoenix.

Nov. 30, 2009 - R.J. Umberger records the 16th hat trick in franchise history with three goals in a 5-2 win over St. Louis at Nationwide Arena.

Feb. 3, 2010 - The Blue Jackets fire Head Coach Ken Hitchcock. Assistant Coach Claude Noel is named interim head coach for the remainder of the regular season.

Feb. 13 - 28, 2010 - Six Blue Jackets participate in the 2010 Olympic Games in Vancouver, British Columbia. Rick Nash helps lead Canada to the gold medal, while Samuel Pahlsson (Sweden), Fredrik Modin (Sweden), Fedor Tyutin (Russia), Jan Hejda (Czech Republic) and Milan Jurcina (Slovakia) also participate.

Mar. 25, 2010 - The Blue Jackets tie the franchise record for goals in a game in an 8-3 win over Chicago at Nationwide Arena.

Apr. 9, 2010 - Steve Mason ties his franchise record for most saves in a shutout when he stops 45 shots through regulation play and overtime in a 1-0 SOL vs. Detroit.

May 7 - 23, 2010 - Blue Jackets forward Jakub Voracek (Czech Republic) and defenseman Kris Russell (Canada) compete at the 2010 IIHF World Championships in Germany. Voracek helps the Czech Republic win the gold medal.

June 8, 2010 - Scott Arniel is named the fifth head coach in Blue Jackets history.

June 23, 2010 - Brad Berry is named assistant coach of the Blue Jackets.

June 25 - 26, 2010 - The Blue Jackets select eight players, including Portland Winterhawks center Ryan Johansen with the fourth overall pick, at the 2010 Draft held at STAPLES Center in Los Angeles.

June 29, 2010 - Kevin Collins is named strength & conditioning coach of the Blue Jackets.

July 1, 2010 - Dan Hinote is named assistant coach of the Blue Jackets.

July 5, 2010 - Bob Boughner is named assistant coach of the Blue Jackets.

Oct. 8 - 9, 2010 - The Blue Jackets open their 10th NHL season with a pair of games vs. the San Jose Sharks at Ericsson Globe Arena in Stockholm, Sweden in the 2010 Compuware NHL Premiere. The Sharks win the opener 3-2, while the Jackets take the second game 3-2 on an overtime goal by Ethan Moreau.



Nov. 10, 2010 - The Blue Jackets tie the franchise record for goals and record the most lopsided win in club history when they beat the St. Louis Blues 8-1 at Nationwide Arena.

Nov. 20, 2010 - Rick Nash records the 17th hat trick in Blue Jackets history with three goals in a 3-0 win at San Jose.

Nov. 10 - Dec. 1, 2010 - R.J. Umberger sets a franchise record with points in 10-consecutive games (3-10-13).

Dec. 16, 2010 - Kristian Huselius collects the 18th hat trick in Blue Jackets history with three goals in a 6-3 loss at Edmonton.

Jan. 15 - 18, 2011 - Columbus sets a franchise record by posting an eight-game regulation unbeaten streak on the road (6-0-2), which includes a club-best six-straight road wins from Jan. 19-Feb. 18.

Jan. 30, 2011 - Rick Nash plays in his fifth-straight NHL All-Star Game, tallying 1-1-2 at RBC Center in Raleigh.

Feb. 25, 2011 - Matt Calvert becomes the second rookie in club history to collect a hat trick - the 19th by a Blue Jacket - when he scores three goals in a 5-3 win over Phoenix at Nationwide Arena.

June 6, 2011 - Ian Clark is named goaltending coach of the Blue Jackets.

June 20, 2011 - Todd Richards is named assistant coach of the Blue Jackets.

June 23, 2011 - Columbus acquires All-Star center Jeff Carter from Philadelphia in exchange for Jakub Voracek and first and third round picks in the 2011 Entry Draft.

June 24 - 25, 2011 - The Blue Jackets select six players in the 2011 Draft held at the Xcel Energy Center in St. Paul, Minn. The club's top pick is Oshawa Generals center Boone Jenner, who is taken in the second round, 37th overall.



July 1, 2011 - Two days after acquiring his rights from Montreal, the Blue Jackets sign defenseman James Wisniewski to a six-year contract.

Aug. 2, 2011 - The Blue Jackets promote Tyler Wright to director of amateur scouting and development coach, add Greg Drechsel as an amateur scout and hire Nolan Pratt as an assistant coach for the Springfield Falcons (AHL).

Nov. 19, 2011 - James Wisniewski scores 2:43 into overtime to give Columbus its first win at Nashville since Apr. 3, 2006, snapping a 17-game winless skid.

Dec. 7, 2011 - Craig Patrick is named senior advisor, hockey operations of the Blue Jackets.

Dec. 22, 2011 - Jeff Carter tallies the 20th hat trick in franchise history with three goals at Nashville's Bridgestone Arena.

Jan. 9, 2012 - The Blue Jackets fire Head Coach Scott Arniel. Assistant Coach Todd Richards is named interim head coach for the remainder of the season.

Jan. 12, 2012 - Ryan Johansen is one of 12 rookies selected to participate in NHL All-Star Weekend Jan. 26-27 at Scotiabank Place in Ottawa, Ontario.

Feb. 21, 2012 - Jeff Carter registers the 21st hat trick in club history with three goals in a 6-3 win over San Jose at Nationwide Arena.

Feb. 23, 2012 - The Blue Jackets acquire defenseman Jack Johnson and a conditional first round pick from Los Angeles in exchange for Jeff Carter.

Mar. 23, 2012 - R.J. Umberger notches the 22nd hat trick in franchise history with three goals in a 5-1 win over Carolina at Nationwide Arena.

Apr. 5, 2012 - Cam Atkinson becomes the third rookie in club history to collect a hat trick - the 23rd by a Blue Jacket - when he scores three goals in a 5-2 win over Colorado at Pepsi Center.

FRANCHISE TIMELINE

May 4 - 20, 2012 – Five players participate in the 2012 World Championships in Finland and Sweden. Nikita Nikitin helps lead Russia to the gold medal, while Jack Johnson and Cam Atkinson (United States), Marc Methot (Canada) and prospect Thomas Larkin (Italy) also participate.

May 14, 2012 – The Blue Jackets announce that Todd Richards will remain as head coach.

May 21, 2012 – Brad Larsen is named head coach of the Springfield Falcons, Columbus' American Hockey League affiliate.

June 5, 2012 – Chris Clark is named development coach of the Blue Jackets.

June 20, 2012 – Craig Hartsburg is named associate coach, while Keith Acton is named assistant coach.

June 22 - 23, 2012 – The Blue Jackets select six players, including Everett Silvertips defenseman Ryan Murray with the second overall pick, at the 2012 Draft held at CONSOL Energy Center in Pittsburgh, Pennsylvania.

July 23, 2012 – The Blue Jackets acquire Artem Anisimov, Brandon Dubinsky, Tim Erixon and a 2013 first round pick in exchange for Rick Nash, Steven Delisle and a 2013 conditional third round pick.

Sept. 16, 2012 – The Collective Bargaining Agreement between the National Hockey League and the National Hockey League Players Association expires. NHL Commissioner Gary Bettman announces that the league will not resume play until a new CBA is reached.

Oct. 24, 2012 – John Davidson is named president of hockey operations and alternate governor of the Blue Jackets.

Jan. 6, 2013 – NHL Commissioner Gary Bettman announces that the tentative framework of a new Collective Bargaining Agreement between the league and its players has been reached.

Jan. 19, 2013 – Columbus opens the 12th season in franchise history with a 3-2 win at Nashville as Nick Foligno and Artem Anisimov each scored goals and Sergei Bobrovsky made 32 saves in their Blue Jackets' debuts.

Feb. 11, 2013 – Vinny Prospal and Mark Letestu tie a team record by scoring goals eight seconds apart during a 6-2 win over San Jose at Nationwide Arena.

Feb. 11 - Mar. 31, 2013 – Columbus sets a team record for most consecutive home games earning at least one point, going 9-0-3 over 12 games.

Feb. 12, 2013 – The Blue Jackets announce that Executive Vice President and General Manager Scott Howson has been relieved of his duties with the club.

Feb. 13, 2013 – The Blue Jackets introduce Jarmo Kekalainen as the third general manager in franchise history. The Tampere, Finland native becomes the first European-born general manager in NHL history.

Feb. 26 - Mar. 22, 2013 – The Blue Jackets set a franchise record by earning at least one point in 12 consecutive games, recording an 8-0-4 record during that span.

Mar. 14, 2013 – The National Hockey League announces a realignment plan that has Columbus playing in the Eastern Conference beginning in 2013-14. The Blue Jackets join a division featuring Carolina, New Jersey, NY Islanders, NY Rangers, Philadelphia, Pittsburgh and Washington.

Mar. 31, 2013 – Mark Letestu scores 4:00 into overtime to give Columbus a 2-1 home win over Anaheim and a 10-2-4 record in March, marking the winningest month in franchise history.

Apr. 3, 2013 – Columbus makes several moves prior to the trade deadling, highlighted by the acquisition of All-Star RW Marian Gaborik, Steven Delisle and Blake Partlett from the NY Rangers in exchange for Derick Brassard, Derek Dorsett, John Moore and a sixth round pick in the 2014 NHL Draft.

Apr. 27, 2013 – The Blue Jackets end the 2012-13 campaign with a 3-1 home win over Nashville, giving them a 24-17-7 record and finishing the season with a winning pct. of .573 – the best mark in franchise history.

June 15, 2013 – Sergei Bobrovsky is named the winner of the Vezina Trophy as the NHL's most outstanding goaltender for 2012-13 prior to Game 2 of the Stanley Cup Final at the United Center in Chicago.

June 30, 2013 – Columbus selects eight players at the 2013 NHL Entry Draft in Newark, New Jersey, including three first round picks: forwards Alexander Wennberg, Kerby Rychel and Marko Danon.

July 5, 2013 – The Jackets sign free agent forward Nathan Horton to a seven-year contract.

Jan. 6 - 23, 2014 – The Jackets win a then franchise-record eight consecutive games, defeating the Rangers, Hurricanes, Jets, Lightning, Capitals, Sabres, Kings and Flyers.

Apr. 9, 2014 – Columbus clinches the second playoff berth in franchise history with a 3-1 road win over the Dallas Stars.

Apr. 19, 2014 – Matt Calvert scores early in the second overtime period to give the Jackets the first postseason victory in franchise history, 4-3 over the Pittsburgh Penguins at CONSOL Energy Center.



Apr. 23, 2014 – Nick Foligno scores 2:49 into overtime to give the Jackets their first-ever home playoff win, 4-3 over Pittsburgh in front of 18,970 fans at Nationwide Arena.

June 16, 2014 – Brad Larsen is named assistant coach of the Blue Jackets after leading the AHL's Springfield Falcons to back-to-back division titles.

June 27 - 28, 2014 – Columbus selects seven players, including USNDP forward Sonny Milano 16th overall, at the 2014 NHL Draft at Wells Fargo Center in Philadelphia.

Dec. 31, 2015 – With a 3-1 win over Minnesota, the Jackets set a club record for best winning percentage in a single month, going 10-1-1 (.875) in December.

Jan. 22 - 25, 2015 – The Blue Jackets and the city of Columbus host the 2015 NHL All-Star Weekend. Nick Foligno captains a team and registers 1-1-2, while Ryan Johansen is voted the game's Most Valuable Player after collecting 2-2-4 in his All-Star Game debut.

Mar. 6 - 28, 2015 – The Jackets set a franchise record with eight-straight road wins, surpassing a six-game win streak set Jan. 15-Feb. 18, 2011.

Mar. 24, 2015 – Scott Hartnell collects the 24th hat trick in franchise history with three goals in a 5-3 win over Anaheim at Nationwide Arena.

Mar. 27, 2015 – Cam Atkinson collects the 25th hat trick in franchise history with three goals in a 5-2 win over Chicago at United Center, marking the first time in club history that the Jackets have scored a hat trick in two straight games.

Apr. 2, 2015 – Columbus earns its sixth multi-goal comeback victory of the season, defeating the NY Islanders 4-3 in a shootout after trailing 1-3 to surpass their previous record of five multi-goal deficit comeback wins in 2005-06, 2006-07 and 2010-11. The Jackets finished with eight multi-goal comeback victories on the season.

Apr. 4, 2015 – Columbus posts its ninth-straight win, beating Pittsburgh 5-3 at home to set a club record for consecutive wins. The streak began on Mar. 18 and eclipsed an eight-game winning streak from Jan. 6-23, 2014.

Apr. 4, 2015 – Nick Foligno collects the 26th hat trick in franchise history with three goals in a 5-3 win over Pittsburgh at Nationwide Arena.



Apr. 11, 2015 – The Blue Jackets earn a 5-4 SO win over the New York Islanders in the final regular season game played at Nassau Coliseum to extend their club record regulation unbeaten streak to 13 games (12-0-1 since Mar. 18). The previous mark was 12 games from Feb. 26-Mar. 22, 2013 (8-0-4).

Apr. 17, 2015 – The Blue Jackets reach an agreement with the Lake Erie Monsters to have the Cleveland-based team serve as the organization's American Hockey League affiliate.


May 20, 2015 – Nick Foligno is named the sixth captain in franchise history.

June 18, 2015 – Kenny McCudden is named assistant coach.

June 26 - 27, 2015 – The Blue Jackets select nine players, including Michigan defenseman Zach Werenski (8) and Linköping defenseman Gabriel Carlsson (29), at the 2015 NHL Draft at the BB&T Center in Sunrise, Florida.

June 30, 2015 – Columbus acquires the rights to LW Brandon Saad along with D Michael Paliotta and C Alex Broadhurst from Chicago in exchange for forwards Artem Anisimov, Marko Dano, Corey Tropp and Jeremy Morin as well as a fourth round pick in the 2016 NHL Draft. The Jackets sign Saad to a six-year contract three days later.

Oct. 21, 2015 – The Blue Jackets fire Head Coach Todd Richards and hire John Tortorella, the winningest U.S.-born coach in NHL history who led the Tampa Bay Lightning to the 2004 Stanley Cup championship.



Nov. 3 - 28, 2015 – Columbus ties the club record for wins in the month of November (8-5-0, .615 point percentage), originally set in November 2010 (8-4-0).

Dec. 16, 2015 – The Blue Jackets and Nationwide Arena were selected to host Team USA's training camp in advance of the World Cup of Hockey 2016 Tournament. Camp begins Sept. 6, 2016 and concludes with a pre-tournament game against Canada on Friday, Sept. 9.

Jan. 6, 2016 – Columbus acquires D Seth Jones (2013) from Nashville for C Ryan Johansen (2011) in an exchange of former fourth overall selections.

Jan. 25, 2016 – Cam Atkinson registers the 27th hat trick in franchise history with three goals in a 5-2 win over Montreal at Nationwide Arena.

Jan. 29, 2016 – LW Brandon Saad participates in his first NHL All-Star Game held at Bridgestone Arena, recording an assist for the Metropolitan Division in a semifinal meeting against the Atlantic Division.

Feb. 2 - 29, 2016 – The Jackets tied the club record for wins in the month of February (7-3-3, .654 point percentage), originally set in February 2009 (7-4-1).

Feb. 25, 2016 – Nick Foligno tallies the 28th hat trick in franchise history with three goals in a 6-1 win over New Jersey at Nationwide Arena.

Mar. 2, 2016 – Four Blue Jackets are selected to participate in the World Cup of Hockey 2016 in the NHL's initial announcement of rosters. G Sergei Bobrovsky was selected to represent Team Russia while LW Brandon Saad, D Seth Jones and D Ryan Murray were selected to represent Team North America, players from Canada and the United States who are 23 or under as of Oct. 1, 2016.

Apr. 2, 2016 – Brandon Saad notches his first career NHL hat trick and the 29th hat trick in franchise history with three goals in a 5-1 win over Carolina at PNC Arena.

Apr. 13, 2016 – Associate Coach Craig Hartsburg, who joined the organization in 2012, announces his retirement from coaching after a playing and coaching career that spanned nearly four decades.

May 27, 2016 – Blue Jackets forward Brandon Dubinsky and defenseman Jack Johnson are selected to represent Team USA at the World Cup of Hockey 2016.

June 12, 2016 – Oliver Bjorkstrand scores with 1.9 seconds remaining in OT in a 1-0 victory of Game 4 to give Cleveland's Lake Erie Monsters, the Blue Jackets' AHL affiliate, a sweep of the Hershey Bears in the Calder Cup final. The Monsters, which went 15-2 in the postseason, captured the first championship in franchise history and the first by a Columbus affiliate.



June 17, 2016 – Brad Shaw is named assistant coach of the Blue Jackets after spending the previous 10 years with the St. Louis Blues, including as an associate coach from 2012-16.

June 24 - 25, 2016 – The Blue Jackets select five players, including Cape Breton C/LW Pierre-Luc Dubois third overall at the 2016 NHL Draft at the First Niagara Center in Buffalo, New York.

June 29, 2016 – The Jackets sign D Seth Jones to a six-year contract extension.

June 29, 2016 – Columbus buys out the contract of D Fedor Tyutin and two days later, the contract for RW Jared Boll. They played the second and fourth most games in franchise history.

July 6, 2016 – Former NHL player Basil McRae is named director of player personnel for the Blue Jackets. In addition, Head Amateur Scout Ville Siren is named director of amateur scouting, while Chris Morehouse is promoted to assistant director of amateur scouting and Josef Boumedienne is promoted to director of European scouting.

Aug. 29, 2016 – Three-time Stanley Cup champion John Madden is named the head coach of the Blue Jackets' American Hockey League affiliate, the Cleveland Monsters, replacing Jared Bednar who was hired as head coach of the Colorado Avalanche.

Sept. 22, 2016 – The Jackets announce three-year extensions with original radio broadcast partners Sports Radio 97.1 The Fan (WBNS-Radio and CD102.5 (WWCD-Radio).

ALL-TIME TRANSACTIONS

2000

May 8 Signed LW Jonathan Schill as a free agent.
May 11 Acquired C Chris Nielsen from NY Islanders for fourth and ninth round picks in the 2000 Entry Draft.
May 16 Signed LW Mathieu Darche as a free agent.
May 16 Signed G Greg Gardner as a free agent.
May 17 Signed LW Jeremy Reich as a free agent.
May 25 Acquired C Espen Knutsen from Anaheim for a fourth round pick in the 2001 Draft.
May 26 Signed C Blake Bellefeuille as a free agent.
May 26 Claimed D Jamie Heward off waivers from NY Islanders.
May 29 Signed D Dan Watson as a free agent.
May 30 Signed LW Martin Spanhel as a free agent.
June 2 Signed RW Reggie Savage as a free agent.
June 5 Signed C Brad Moran as a free agent.
June 7 Acquired G Marc Denis from Colorado for a second round pick in the 2000 Entry Draft.
June 8 Signed RW David Vyborny as a free agent.
June 12 Acquired RW Jan Caloun, a ninth round pick in the 2000 Draft and future considerations from San Jose for future considerations.
June 12 Acquired LW Krzysztof Oliwa from New Jersey for third round pick in the 2001 Draft.
June 22 Selected 26 players in Expansion Draft.
June 23 Acquired D Jean-Luc Grand-Pierre, RW Matt Davidson, a fifth round pick in the 2000 Entry Draft and a fifth round pick in the 2001 Draft from Buffalo for past considerations.
June 23 Acquired D Deron Quint from New Jersey for past considerations.
June 29 Signed D Lyle Odelein as a free agent.
July 4 Signed G Ron Tugnutt as a free agent.
July 7 Signed D Frantisek Kucera as a free agent.
July 11 Signed C Serge Aubin as a free agent.
July 18 Signed D Michael Gaul as a free agent.
July 20 Signed D Petteri Nummelin.
July 24 Signed RW Jan Caloun.
Aug. 3 Signed C Bill Bowler as a free agent.
Aug. 3 Signed LW Sean Selmser as a free agent.
Aug. 3 Signed D Andrei Stryubko as a free agent.
Aug. 7 Signed D Sergei Klimentiev as a free agent.
Aug. 16 Acquired RW Kent McDonnell from Detroit for a sixth round pick in the 2003 Draft.
Aug. 24 Signed D Kevin Dahl as a free agent.
Aug. 24 Signed RW Mike Maneluk as a free agent.
Aug. 31 Signed G Marc Denis, restricted free agent, to a multi-year contract.
Sept. 24 Signed D Tyler Sloan as a free agent.
Oct. 2 Signed D Rostislav Klesla, a first round draft pick in the 2000 Draft, to a three-year contract.
Oct. 6 Signed LW Steve Maltais as a free agent, to a one-year contract.
Nov. 9 Acquired G Jean-Francois Labbe from NY Rangers for D Bert Robertsson.
Nov. 23 Placed RW Jan Caloun on unconditional waivers.
Nov. 27 Signed RW Alexander Selivanov as a free agent, to a one-year contract.

2001

Jan. 14 Acquired a third round pick in the 2001 Draft from Pittsburgh for LW Krzysztof Oliwa.
Jan. 31 Signed LW Jody Shelley as a free agent.
Mar. 13 Acquired LW Ray Whitney and considerations from Florida for C Kevyn Adams and a fourth round pick in the 2001 Draft.
Mar. 13 Acquired a third round pick in the 2001 Draft from Buffalo for RW Steve Heinze.
Mar. 13 Acquired a sixth round pick in the 2001 Draft from Pittsburgh for D Frantisek Kucera.
Mar. 13 Claimed RW Blake Sloan off waivers from Dallas.
Mar. 14 Re-signed D Radim Bicanek, to a multi-year contract.
May 7 Signed G Karl Goehring as a free agent.

May 10 Signed D Duvie Westcott as a free agent.
May 18 Claimed C Sean Pronger off waivers from NY Islanders.
May 29 Signed C Brett Harkins as a free agent.
May 31 Signed D Jeff Ware as a free agent.
June 20 Signed C Andrej Nedorost.
June 20 Signed LW Martin Paroulek.
June 24 Acquired D Paul Manning from Calgary for a fifth round pick in the 2001 Draft.
July 7 Signed RW David Ling as a free agent.
July 7 Signed C Mike Sillinger as a free agent, to a multi-year contract.
July 9 Re-signed RW Blake Sloan to a multi-year contract.
July 10 Signed D Darrel Scoville as a free agent.
July 13 Re-signed C Tyler Wright to a multi-year contract.
July 31 Re-signed D Mattias Timander.
July 31 Re-signed RW Matt Davidson.
July 31 Re-signed D Andrei Stryubko.
July 31 Re-signed G Greg Gardner.
Aug. 3 Re-signed D Jamie Pushor.
Aug. 23 Re-signed LW Geoff Sanderson to a one-year contract.
Aug. 29 Acquired RW Grant Marshall from Dallas for a second round pick in the 2003 Draft.
Sept. 17 Signed G Andrew Penner as a free agent.
Sept. 17 Signed D Derrick Walser as a free agent.
Sept. 24 Re-signed D Deron Quint to a two-year contract.
Sept. 28 Claimed LW Kirk Muller off waivers from Dallas.
Sept. 28 Acquired D Evgeny Petrochinin from Dallas for LW Kirk Muller.
Oct. 19 Signed G Shane Benders as a multi-year contract.

2002

Mar. 15 Acquired a fourth round pick in the 2003 Draft from Pittsburgh for D Jamie Pushor.
Mar. 19 Acquired D Jaroslav Spacek and a second round pick in the 2003 Draft from Chicago for D Lyle Odelein.
Mar. 19 Acquired D Jamie Allison from Calgary for RW Blake Sloan.
Apr. 22 Re-signed LW Jody Shelley to a multi-year contract.
Apr. 23 Signed G Pascal Leclaire, first round pick and eighth overall, to a multi-year contract.
May 28 Re-signed RW David Vyborny to a one-year contract.
May 28 Signed C Sean Pronger to a multi-year deal.
May 28 Signed D Scott Heffernan to a multi-year deal.
June 2 Signed RW Ben Knopp to a multi-year contract.
June 18 Acquired 20th overall pick in the 2002 Draft from Dallas for G Ron Tugnutt and the 32nd pick in the 2002 Draft.
June 22 Acquired first overall pick in the 2002 Draft from Florida for third overall pick and future considerations.
June 22 Acquired rights to LW Mike Pandolfo and the 30th overall pick in the 2002 Draft from Buffalo for the 20th overall pick in the 2002 Draft.
June 22 Acquired the 41st and 96th picks overall in the 2002 Draft from Atlanta for the 30th overall in the 2002 Draft.
June 22 Acquired a fourth round pick in the 2002 Draft from NY Islanders for D Mattias Timander.
June 23 Acquired sixth and seventh round picks in the 2002 Draft from Philadelphia for a fifth round pick in the 2003 Draft.
June 23 Acquired ninth round pick in the 2002 Draft from Florida for ninth round pick in the 2003 Draft.
June 26 Re-signed RW Grant Marshall to a multi-year deal.
June 26 Signed C/LW Lasse Pirjeta to a one-year deal, with the option for a second season.
June 27 Re-signed G Marc Denis to a multi-year contract.
July 2 Signed RW Tim Jackman to a multi-year contract.
July 4 Signed D Scott Lachance as a free agent, to a multi-year contract.
July 4 Signed D Luke Richardson as a free agent, to a multi-year contract.
July 8 Signed LW Mike Pandolfo to a multi-year deal.
July 8 Re-signed D Jamie Allison to a one-year contract.
July 17 Signed C Don MacLean as a free agent, to a one-year deal with a club option for a second season.

July 29 Re-signed C Espen Knutsen to a multi-year deal.
July 29 Re-signed D Jean-Luc Grand-Pierre to a multi-year deal.
July 29 Re-signed LW Geoff Sanderson to a one-year deal.
Aug. 15 Signed C Andrew Cassels as a free agent, to a multi-year contract.
Oct. 4 Claimed D Mathieu Biron from Tampa Bay in the 2002 Waiver Draft.
Oct. 4 Acquired RW Petr Tenkrat from Florida in exchange for D Mathieu Biron.
Oct. 5 Claimed RW Hannes Hyvonen off waivers from Florida.
Oct. 7 Signed LW Rick Nash to a three-year contract.
Dec. 2 Traded RW Chris Nielsen and the rights to D Peterri Nummelin to Atlanta for RW Tomi Kallio and D Pauli Levokari.

2003

Jan. 1 Announced LW Tomi Kallio was claimed off waivers by Philadelphia.
Jan. 20 Signed D Darren Van Impe as a free agent.
Feb. 10 Acquired D Brandon Buckley from Pittsburgh for D Pauli Levokari.
Mar. 10 Traded RW Grant Marshall to New Jersey for a conditional draft pick.
May 7 Re-signed LW Geoff Sanderson and RW David Vyborny.
May 15 Re-signed D Duvie Westcott.
May 15 Signed LW Joe Motzko as a free agent.
June 2 Signed G Fred Brathwaite as a free agent.
June 3 Signed D Aaron Johnson to a multi-year contract.
June 12 Re-signed C Don MacLean to a one-year contract with an option for a second season.
June 12 Re-signed D Pauli Levokari to a one-year contract with an option for a second season.
July 1 Re-signed C Andrew Cassels to a multi-year contract.
July 3 Signed C Todd Marchant as a free agent, to a multi-year contract.
July 3 Signed RW Trevor Letowski as a free agent, to a multi-year contract.
July 15 Signed C Mark Hartigan as a free agent, to a one-year contract.
July 15 Signed D Alexander Guskov to a multi-year deal.
July 18 Re-signed D Derrick Walser.
July 18 Re-signed D Darrel Scoville.
July 22 Acquired D Darryl Sydor from Dallas for C Mike Sillinger and a second round pick in the the 2004 Draft.
July 24 Re-signed D David Ling.
July 24 Re-signed C Brad Moran.
Aug. 14 Re-signed RW Kent McDonell.
Aug. 14 Re-signed LW Jeremy Reich.
Aug. 15 Signed RW Nikolai Zherdev to a multi-year contract.
Aug. 26 Re-signed G Karl Goehring.
Oct. 3 Claimed C Travis Green from Toronto in Waiver Draft.
Oct. 3 Acquired a sixth round choice in the 2004 Draft from Boston in exchange for C Travis Green.
Oct. 3 Announced RW Petr Tenkrat was claimed by Toronto in the Waiver Draft.
Oct. 6 Signed C Dan Fritsche to a multi-year contract.
Oct. 10 Signed D Anders Eriksson as a free agent, to a one-year, two-way NHL/AHL contract.
Oct. 30 Acquired D Zenith Komarniski from Vancouver for C Sean Pronger.
Nov. 21 Claimed C Manny Malhotra off waivers from Dallas.
Dec. 10 Signed D Jamie Pushor as a free agent to a one-year contract.
Dec. 16 Announced buy-out agreement had been reached with C Espen Knutsen.
Dec. 31 Announced RW Jean-Luc Grand-Pierre was claimed off waivers by Atlanta.

2004

Jan. 9 Announced D Todd Rohloff was claimed off waivers by Washington.
Jan. 23 Acquired an eighth round pick in the 2004 Draft from NY Rangers for D Jamie Pushor.
Jan. 27 Acquired C Alexander Svitov and a third round pick in the 2004 Draft for D Darryl Sydor and a fourth round pick in the 2004 Draft.
Mar. 9 Acquired a third round pick in the 2004 Draft from Vancouver for LW Geoff Sanderson.
Mar. 9 Acquired C Brian Holzinger from Pittsburgh for C Lasse Pirjeta.
Mar. 19 Signed RW Steven Goertzen to a multi-year contract.

Apr. 12 Signed D Prestin Ryan as a free agent.
Apr. 15 Signed C Greg Mauldin as a free agent to a multi-year deal.
Apr. 15 Signed RW Brandon Sugden as a free agent, to a one-year, two-way NHL/AHL contract.
June 1 Signed D Ole-Kristian Tollefsen to a multi-year contract.
June 1 Signed RW Tim Konsorada to a multi-year contract.
June 10 Re-signed D Rostislav Klesla to a one-year contract.
June 16 Acquired G Arturs Irbe from Carolina in exchange for future considerations.
June 28 Claimed LW Geoff Sanderson off waivers from Vancouver.
June 28 Re-signed G Karl Goehring.
June 30 Re-signed RW Kent McDonell.
June 30 Signed RW Tyler Kolarik to an entry level contract.
June 30 Signed C Raffaele Sannitz to an entry level contract.
June 30 Acquired D Rostislav Suchy and a sixth round pick in the 2005 Draft from Phoenix in exchange for a fourth round pick in the 2005 Draft.
July 6 Re-signed C Mark Hartigan.
July 7 Signed D Andre Lakos as a free agent.
July 7 Signed F Mattias Trattnig as a free agent.
July 22 Re-signed D Darrel Scoville
Aug. 26 Re-signed LW Mike Pandolfo.
Aug. 31 Re-signed C Brad Moran.
Sept. 7 Claimed C Jeff Panzer off waivers from St. Louis.
Sept. 14 Re-signed RW David Vyborny and G Marc Denis to multi-year contracts.
Sept. 14 Claimed D Francois Beauchemin off waivers from Montreal.

2005

July 28 Exercised option on a one-year contract with D Radoslav Suchy.
July 28 Re-signed RW Joe Motzko to a two-year, two-way NHL/AHL contract.
July 28 Re-signed D Duvie Westcott to a two-year contract.
July 28 Signed C Philippe Dupuis to a three-year entry level contract.
July 28 Signed D Marc Methot to a three-year entry level contract.
July 30 Acquired a fourth round pick in the 2005 Draft from Carolina for a fourth round pick in the 2006 Draft and the rights to D Derrick Walser.
Aug. 1 Re-signed D Francois Beauchemin to a two-year contract.
Aug. 2 Signed D Adam Foote as a free agent, to a three-year contract.
Aug. 3 Signed D Bryan Berard as a free agent, to a two-year contract.
Aug. 4 Signed G Martin Prusek as a free agent, to a one-year contract.
Aug. 8 Re-signed LW Rick Nash to a five-year contract.
Aug. 10 Signed C Jan Hrdina as a free agent, to a one-year contract.
Aug. 11 Signed C Ben Simon as a free agent, to a one-year contract.
Aug. 12 Re-signed D Jeff MacMillan as a free agent, to a one-year contract.
Aug. 15 Re-signed RW Tim Jackman to a one-year contract.
Aug. 15 Re-signed D Rostislav Klesla to a one-year contract.
Aug. 15 Re-signed G Pascal Leclaire to a one-year contract.
Aug. 15 Re-signed RW Brandon Sugden to a one-year contract.
Aug. 16 Signed C Andrew Murray to an entry level contract.
Aug. 19 Signed RW Jaroslav Balastik to a one-year contract.
Aug. 22 Re-signed C Mark Hartigan to a two-year, two-way NHL/AHL contract.
Aug. 22 Signed D Mark Flood as a free agent, to a three-year entry level contract.
Aug. 22 Signed C Peter Sarno as a free agent, to a one-year, two-way NHL/AHL deal.
Aug. 29 Signed RW Alexandre Picard to a three-year contract.
Aug. 29 Signed G Tomas Popperle to a three-year contract.
Oct. 3 Signed C Gilbert Brule to a three-year contract.
Oct. 4 Claimed D Andy Delmore off waivers from Detroit.
Oct. 8 Acquired D Cale Hulse, C Mike Rupp, LW Jason Chimera from Phoenix for LW Geoff Sanderson and RW Tim Jackman.
Nov. 15 Acquired C Sergei Fedorov, a fifth round pick in the 2006 Draft from Anaheim for D Francois Beauchemin and C Tyler Wright.
Nov. 25 Signed C Geoff Platt as a free agent, to a multi-year contract.
Nov. 29 Claimed D Ron Hainsey off waivers from Montreal.
Dec. 30 Signed LW Darcy Verot as a free agent, to a one-year contract.

ALL-TIME TRANSACTIONS

2006

- Feb. 3** Signed C Joakim Lindstrom to a three-year entry level contract.
Feb. 28 Acquired LW Cam Severson from Calgary for D Cale Hulse.
Mar. 8 Traded D Luke Richardson to Toronto for conditional draft pick.
Apr. 18 Re-signed D Rostislav Klesla to a four-year contract.
May 5 Re-signed RW David Vyborny to a two-year contract.
June 1 Signed G Dan LaCosta to a three-year entry level contract.
June 1 Signed RW Petr Pohl to a three-year entry level contract.
June 1 Signed D Kyle Wharton to a three-year entry level contract.
June 15 Re-signed LW Jody Shelley to a two-year contract.
June 20 Re-signed C Manny Malhotra to a three-year contract.
June 30 Acquired LW Fredrik Modin and G Fredrik Norrena from Tampa Bay for G Marc Denis.
July 1 Signed D Kris Russell to an entry level contract.
July 1 Signed D Anders Eriksson as a free agent, to a one-year contract.
July 1 Re-signed C Alexander Svitov to a multi-year contract.
July 6 Signed G Ty Conklin as a free agent to a one-year, two-way NHL/AHL contract.
July 6 Signed D Tomas Kloucek as a free agent to a one-year, two-way NHL/AHL contract.
July 11 Re-signed D Ron Hainsey to a two-year contract.
July 18 Re-signed G Pascal Leclaire to a two-year contract.
July 21 Signed C Janne Hauhtonen as a free agent to a one-year, two-way NHL/AHL contract.
July 21 Signed D Jamie Pushor as a free agent to a one-year, two-way NHL/AHL contract.
July 22 Re-signed LW Jason Chimera to a two-year contract.
Aug. 8 Signed D Filip Novak as a free agent, to a two-year, two-way NHL/AHL contract.
Aug. 22 Signed C Eric Boguniecki as a free agent to a one-year, two-way NHL/AHL contract.
Sept. 13 Signed RW Anson Carter as a free agent to a one-year contract.
Sept. 28 Re-signed RW Nikolai Zherdev to a three-year contract.
Oct. 25 Acquired D Ryan Caldwell from NY Islanders for C Eric Boguniecki.
Nov. 29 Acquired D Derrick Walser from Carolina for D Mark Flood.

2007

- Jan. 26** Acquired LW Curtis Glencross, C Zenon Konopka and a conditional seventh round pick in either the 2007 or 2008 Draft from Anaheim in exchange for RW Joe Motzko, C Mark Hartigan and a fourth round pick in the 2007 Draft.
Feb. 11 Re-signed G Fredrik Norrena to a multi-year contract.
Feb. 23 Acquired a fifth round pick in the 2008 Draft from Carolina for RW Anson Carter.
Feb. 26 Re-signed LW Fredrik Modin to a multi-year contract.
Feb. 27 Acquired a fifth round pick in the 2007 Draft from Buffalo for G Ty Conklin.
Feb. 27 Claimed G Brian Boucher off waivers from Chicago.
Mar. 19 Signed D Jon Landry as a free agent, to a two-year entry level contract.
Mar. 24 Signed D Darcy Campbell as a free agent, to a two-year entry level contract.
Mar. 27 Signed LW Tom Sestito to a three-year entry level contract.
Apr. 7 Signed RW Jared Boll to a three-year entry level contract.
Apr. 7 Signed RW Derek Dorsett to a three-year entry level contract.
May 9 Signed G Steve Mason to a three-year entry level contract.
May 16 Acquired a fifth round pick in the 2007 Draft from Boston in exchange for the rights to D Adam McQuaid.
May 25 Signed LW Kirill Starkov to a three-year entry level contract.
June 1 Signed D Mikko Maenpaa as a free agent, to a one-year, two-way NHL/AHL contract.
July 1 Signed D Sheldon Brookbank as a free agent, to a one-year contract.
July 2 Re-signed D Ole-Kristian Tollefsen to a two-year contract.
July 2 Re-signed C Alexander Svitov to a two-year contract.
July 3 Signed C Jiri Novotny as a free agent, to a two-year contract.
July 5 Signed D Jan Hejda as a free agent, to a one-year contract.

- July 10** Re-signed LW Curtis Glencross to a one-year, two-way NHL/AHL contract.
July 10 Re-signed LW Joakim Lindstrom to a one-year, two-way NHL/AHL contract.
July 10 Re-signed C Andrew Murray to a one-year, two-way NHL/AHL contract.
July 10 Re-signed RW Steve Goertzen to a two-year, two-way NHL/AHL contract.
July 11 Signed C Derek MacKenzie as a free agent, to a one-year, two-way NHL/AHL contract.
July 11 Signed D Dan Smith as a free agent, to a one-year, two-way NHL/AHL contract.
Aug. 3 Signed C Jakub Voracek to a three-year entry level contract.
Aug. 7 Signed C Kris Beech as a free agent to a one-year, two-way NHL/AHL contract.
Aug. 23 Signed C Michael Peca as a free agent to a one-year contract.
Sept. 13 Suspended C Alexander Svitov.
Nov. 6 Signed RW Stefan Legein to a three-year entry level contract.
Nov. 15 Acquired D Aaron Rome and D Clay Wilson from Anaheim in exchange for C Geoff Platt.

2008

- Jan. 29** Acquired a sixth round pick in the 2009 Draft from San Jose in exchange for LW Jody Shelley.
Feb. 1 Acquired D Dick Tarnstrom from Edmonton in exchange for LW Curtis Glencross.
Feb. 26 Acquired conditional first and fourth round picks from Colorado in exchange for D Adam Foote.
Feb. 26 Acquired D Theo Ruth from Washington in exchange for C Sergei Fedorov.
Feb. 28 Acquired LW Nate DiCasmirro from Phoenix in exchange for RW Steven Goertzen.
Mar. 7 Re-signed C Andrew Murray to three-year contract.
Mar. 28 Signed D Nick Holden to a three-year entry level contract.
Apr. 7 Signed D Grant Clitsome to a three-year entry level contract.
Apr. 29 Re-signed D Jan Hejda to a three-year contract.
May 27 Acquired D Jonathan Sigalet from Boston for the rights to LW Matt Marquardt.
June 20 Acquired C R.J. Umberger and a fourth round pick in the 2008 Draft from Philadelphia for first and third round picks in 2008 Draft.
June 21 Acquired a fourth and fifth round pick in the 2008 Draft from Boston for a fourth round pick in 2008 Draft.
July 1 Acquired LW Raffi Torres from Edmonton for C Gilbert Brule.
July 1 Signed D Mike Commodore as a free agent, to a five-year contract.
July 2 Acquired D Fedor Tyutin and D Christian Backman from NY Rangers for C Dan Fritsche and RW Nikolai Zherdev.
July 2 Signed RW Kristian Huselius as a free agent, to a four-year contract.
July 7 Signed C R.J. Umberger to a four-year contract.
July 7 Re-signed D Clay Wilson to a one-year, two-way NHL/AHL contract.
July 7 Re-signed D Andrey Plekhanov to a two-year, two-way NHL/AHL contract.
July 7 Signed LW John Vigilante as a free agent to a one-year, two-way NHL/AHL contract.
July 9 Signed C Nikita Filatov to a three-year entry level contract.
July 11 Re-signed C Michael Peca to a one-year contract.
July 14 Re-signed C Derek MacKenzie to a two-year, two-way NHL/AHL contract.
July 14 Signed LW Craig MacDonald to a one-year, two-way NHL/AHL contract.
July 15 Acquired conditional draft pick from Anaheim for LW Joakim Lindstrom.
July 16 Re-signed LW Alexandre Picard a one-year, two-way NHL/AHL contract.
July 16 Re-signed D Marc Methot a one-year, two-way NHL/AHL contract.
July 16 Signed C Steve Kelly as a free agent to a one-year, two-way NHL/AHL contract.

July 17 Re-signed D Aaron Rome to a one-year, two-way NHL/AHL contract.
July 25 Signed LW Mike York as a free agent to a one-year contract.
July 30 Re-signed G Pascal Leclaire to a three-year contract.
Aug. 29 Signed RW Maksim Mayorov to a three-year entry level contract.

2009

Jan. 10 Acquired RW Mike Blunden from Chicago for RW Adam Pineault.
Jan. 14 Acquired C Jason Williams from Atlanta for D Clay Wilson and San Jose's sixth round pick in the 2009 Draft.
Jan. 17 Claimed G Wade Dubielewicz off waivers from NY Islanders.
Feb. 21 Claimed C Chris Gratton off waivers from Tampa Bay.
Mar. 4 Acquired C Antoine Vermette from Ottawa for G Pascal Leclaire and a second round pick in the 2009 Draft.
Mar. 4 Acquired G Kevin Lalonde from Calgary for a fourth round pick in the 2009 Draft.
July 1 Signed D Brent Regner to a three-year entry level contract.
July 1 Signed C Samuel Pahlsson as a free agent to a three-year contract.
July 1 Signed G Mathieu Garon as a free agent to a two-year contract.
July 3 Signed C Trevor Frischmon as a free agent to a one-year, two-way NHL/AHL contract.
July 3 Signed LW Rick Nash to eight-year contract extension.
July 6 Signed C Pascal Pelletier as a free agent to a one-year, two-way NHL/AHL contract.
July 10 Re-signed D Jonathan Sigalet to a two-year, two-way NHL/AHL contract.
July 14 Signed D Mathieu Roy as a free agent to a one-year, two-way NHL/AHL contract.
July 21 Re-signed RW Mike Blunden to a one-year, two-way NHL/AHL contract.
July 21 Signed D John Moore to a three-year entry level contract.
July 22 Re-signed D Marc Methot to a two-year contract.
July 28 Re-signed G Dan LaCosta to a one-year, two-way NHL/AHL contract.
Sept. 9 Re-signed LW Alexandre Picard to a one-year contract.
Sept. 12 Re-signed RW Derek Dorsett to a two-year contract extension.
Sept. 15 Re-signed C Antoine Vermette to a five-year contract extension.
Sept. 28 Acquired D Anton Stralman from Calgary for a third round pick in the 2010 Draft.
Oct. 8 Acquired LW Jordan LaVallee-Smotherman from Atlanta for future considerations.
Oct. 20 Acquired D Michael Ratchuk from Philadelphia for RW Stefan Legein.
Dec. 8 Acquired D Brandon Bell and F Tomas Kana from St. Louis for F Pascal Pelletier.
Dec. 28 Acquired D Milan Jurcina and RW Chris Clark from Washington for LW Jason Chimera.

2010

Mar. 1 Acquired C Greg Moore from NY Islanders in exchange for D Dylan Reese.
Mar. 3 Acquired conditional sixth round pick in the 2010 Draft from Washington for D Milan Jurcina.
Mar. 3 Acquired D Nathan Paetsch and a second round pick in the 2010 Draft from Buffalo for LW Raffi Torres.
Mar. 3 Acquired conditional seventh round pick in the 2010 Draft from Los Angeles for LW Fredrik Modin.
Mar. 3 Acquired C Chad Kolarik from Phoenix for LW Alexander Picard.
Mar. 3 Acquired the rights to C Matt Rust from Florida for D Mathieu Roy.
Mar. 18 Signed LW Matt Calvert to a three-year entry level contract.
Apr. 12 Signed D Theo Ruth to a three-year entry level contract.
Apr. 29 Signed D Cody Goloubef to a three-year entry level contract.
May 5 Signed G Gustaf Wesslau to a one-year, two-way NHL/AHL contract.
May 6 Signed D Steven Delisle to a three-year entry level contract.
May 18 Signed RW Tomas Kubalik to a three-year entry level contract.
June 3 Signed D David Savard to a three-year entry level contract.
June 9 Re-signed C Tomas Kana to a one-year, two-way, entry level contract.

June 30 Claimed LW Ethan Moreau off waivers from Edmonton.
July 1 Re-signed C Derek MacKenzie to a two-year, two-way NHL/AHL contract.
July 2 Re-signed C Trevor Frischmon to a one-year, two-way contract.
July 2 Signed D Nate Guenin as a free agent, to a one-year, two-way contract.
July 2 Signed C Kyle Wilson as a free agent, to a one-year, two-way contract.
July 7 Signed G David LeNeveu as a free agent, to a one-year, two-way contract.
July 13 Re-signed RW Jared Boll to a two-year contract.
July 15 Re-signed LW Tom Sestito to a one-year, two-way NHL/AHL contract.
July 16 Re-signed C Chad Kolarik to a one-year two-way NHL/AHL contract.
July 22 Re-signed D Grant Clitsome to a one-year two-way NHL/AHL contract.
July 28 Re-signed D Anton Stralman to a one-year contract.
Aug. 10 Re-signed RW Mike Blunden to a one-year two-way NHL/AHL contract.
Aug. 18 Signed RW Ben Guite as a free agent to a one-year contract.
Sept. 9 Signed C Ryan Johansen to a three-year entry level contract.
Sept. 20 Signed G Steve Mason to two-year contract extension.
Oct. 7 Signed F Oliver Gabriel as a free agent to a three-year entry level contract.

2011

Jan. 4 Acquired C Trevor Smith from Anaheim in exchange for Nate Guenin.
Feb. 26 Claimed D Craig Rivet off waivers from Buffalo.
Feb. 28 Acquired LW Scottie Upshall and D Sami Lepisto from Phoenix in exchange for D Rostislav Klesla and C Dane Byers.
Feb. 28 Acquired RW Greg Moore and the rights to C Michael Chaput from Philadelphia in exchange for LW Tom Sestito.
Mar. 1 Acquired RW Petr Kalus from Minnesota in exchange for future considerations.
Mar. 17 Signed D Anton Blomqvist to a three-year entry level contract.
Mar. 27 Signed RW Cam Atkinson to two-year entry level contract.
Mar. 29 Signed G Allen York to a two-year entry level contract.
June 10 Re-signed D Grant Clitsome to a two-year contract.
June 20 Re-signed D Nick Holden to a one-year, two-way NHL/AHL contract.
June 23 Acquired C Jeff Carter from Philadelphia in exchange for Jakub Voracek and first and third round picks in the 2011 Draft.
June 25 Acquired a third round pick in the 2011 Draft from Ottawa in exchange for LW Nikita Filatov.
June 29 Acquired rights to D James Wisniewski from Montreal in exchange for a seventh round pick in the 2012 Draft (became fifth round pick when Wisniewski signed with CBJ).
June 29 Re-signed RW Mike Blunden to a one-year, two-way NHL/AHL contract.
July 1 Signed D James Wisniewski to a six-year contract.
July 1 Signed G Mark Dekanich as a free agent to a one-year contract.
July 1 Signed G Curtis Sanford as a free agent to a one-year, two-way NHL/AHL contract.
July 1 Signed D Dalton Prout to a three-year entry level contract.
July 1 Signed C Andrew Joudrey as a free agent to a two-year, two-way NHL/AHL contract.
July 1 Signed C Nick Drazenovic as a free agent to a one-year, two-way NHL/AHL contract.
July 4 Signed LW Alexandre Giroux as a free agent, to a one-year, two-way contract.
July 5 Signed D Aaron Johnson as a free agent, to a one-year, two-way NHL/AHL contract.
July 5 Re-signed D Marc Methot to a four-year contract.
July 6 Signed D Radek Martinek as a free agent, to a one-year contract.
July 7 Acquired C Ryan Russell from Montreal in exchange for RW Mike Blunden.
July 7 Signed LW Dane Byers as a free agent to a one-year, two-way

ALL-TIME TRANSACTIONS

- July 7** NHL/AHL contract.
Signed C Martin St. Pierre as a free agent to a one-year, two-way NHL/AHL contract.
- July 13** Signed C Cody Bass as a free agent to a one-way, NHL/AHL contract.
- July 23** Signed C/LW Vinny Prospal as a free agent to a one-year contract.
- Aug. 8** Signed LW Dalton Smith to a three-year, entry level contract.
- Aug. 8** Signed RW Ryan Russell to a one-year, two-way NHL/AHL contract.
- Aug. 31** Re-signed D Fedor Tyutin to a six-year contract.
- Nov. 8** Acquired C Mark Letestu from Pittsburgh in exchange for a fourth round pick in the 2012 Draft.
- Nov. 11** Acquired D Nikita Nikitin from St. Louis in exchange for D Kris Russell.

2012

- Jan. 14** Claimed LW Colton Gillies off waivers from Minnesota.
- Jan. 19** Signed D Brett Lebda to a one-year contract.
- Feb. 8** Signed LW Vinny Prospal to one-year contract extension.
- Feb. 22** Acquired a 2012 second round pick, conditional 2013 fifth round pick and G Curtis McElhinney from Phoenix in exchange for C Antoine Vermette.
- Feb. 23** Acquired D Jack Johnson and a conditional first round pick from Los Angeles in exchange for C Jeff Carter.
- Feb. 25** Claimed C Darryl Boyce off waivers from Toronto.
- Feb. 27** Announced D Grant Clitsome was claimed off waivers by Winnipeg.
- Feb. 27** Acquired two fourth round picks in the 2012 Entry Draft and D Taylor Ellington from Vancouver in exchange for C Samuel Pahlsson.
- Mar. 28** Signed G Shawn Hunwick to an amateur tryout contract.
- Mar. 29** Signed C Sean Collins to a two-year entry level contract.
- Mar. 29** Signed G Shawn Hunwick to a one-year contract.
- Apr. 6** Signed D Will Weber to a two-year entry level contract.
- Apr. 12** Signed LW Jake Hansen to a two-year entry level contract.
- Apr. 25** Signed C Nick Drazenovic to a one-year, two-way NHL/AHL contract.
- Apr. 28** Signed C Michael Chaput to a three-year entry level contract.
- May 19** Signed D Austin Madaisky to a three-year entry level contract.
- May 23** Re-signed RW Derek Dorsett to a three-year contract.
- May 24** Re-signed C Ryan Russell to a one-year, two-way NHL/AHL contract.
- May 31** Re-signed C Derek MacKenzie to a two-year contract.
- June 20** Acquired G Sergei Bobrovsky from Philadelphia in exchange for 2012 second and fourth round picks and 2013 fourth round pick.
- June 28** Re-signed D Nikita Nikitin to a two-year contract.
- June 30** Re-signed RW Jared Boll to a two-year contract.
- June 30** Re-signed D Nick Holden to a one-year, two-way NHL/AHL contract.
- July 1** Re-signed G Curtis McElhinney to a one-year, two-way NHL/AHL contract.
- July 1** Signed LW Jonathan Audy-Marchessault to a three-year entry level contract.
- July 1** Acquired LW Nick Foligno from Ottawa in exchange for D Marc Methot.
- July 1** Signed D Adrian Aucoin as a free agent to a one-year contract.
- July 6** Re-signed LW Nick Foligno to a three-year contract.
- July 23** Acquired C Artem Anisimov, C Brandon Dubinsky, D Tim Erixon and a 2013 first round pick from NY Rangers in exchange for LW Rick Nash, D Steven Delisle and a 2013 conditional third round pick.
- July 24** Signed D Ryan Murray to a three-year entry level contract.

2013

- Mar. 10** Acquired RW Spencer Machacek from Winnipeg in exchange for RW Tomas Kubalik.
- Mar. 12** Acquired RW Matt Ford from Philadelphia in exchange for future considerations.
- Apr. 2** Re-signed C Mark Letestu to a two-year contract extension.
- Apr. 3** Acquired RW Marian Gaborik, D Steven Delisle and D Blake Parlett from NY Rangers in exchange for C Derek Dorsett, C Derick Brassard, D John Moore and a sixth round selection at

- Apr. 3** the 2013 NHL Entry Draft.
- Apr. 3** Acquired LW Blake Comeau from Calgary in exchange for a fifth round selection at the 2013 NHL Entry Draft.
- Apr. 3** Acquired G Michael Leighton and a fifth round selection at the 2015 NHL Entry Draft from Philadelphia in exchange for G Steve Mason.
- Apr. 3** Acquired G Patrick Killeen from Pittsburgh in exchange for future considerations.
- Apr. 10** Signed C Lukas Sedlak to a three-year, entry-level contract.
- Apr. 23** Re-signed LW Matt Calvert to a two-year contract extension.
- Apr. 26** Re-signed RW Cam Atkinson to a two-year contract extension.
- May 24** Signed G Curtis McElhinney to a one-year contract.
- May 24** Signed D Ilari Melart to a one-year entry level contract.
- May 28** Signed G Anton Forsberg to a three-year, entry level contract.
- June 26** Re-signed C Artem Anisimov to a three-year contract extension.
- July 1** Re-signed G Sergei Bobrovsky to a two-year contract extension.
- July 5** Signed RW Nathan Horton to a seven-year contract.
- July 5** Signed G Jeremy Smith to a one-year, two-way NHL/AHL contract.
- July 5** Signed RW Cody Bass to a one-year, two-way NHL/AHL contract.
- July 5** Signed RW Blake Comeau to a one-year contract extension.
- July 5** Signed C Ryan Craig to a two-year, two-way NHL/AHL contract.
- July 5** Signed G Mike McKenna to a one-year, two-way NHL/AHL contract.
- July 5** Signed D Thomas Larkin to a two-year entry level contract.
- July 6** Signed D Patrick McNeill to a one-year, two-way NHL/AHL contract.
- July 7** Signed RW Jack Skille to a one-year, two-way NHL/AHL contract.
- July 7** Signed D Frederic St. Denis to a one-year, two-way NHL/AHL contract.
- July 15** Re-signed D David Savard to a one-year, two-way NHL/AHL contract extension.
- July 19** Re-signed D Blake Parlett to a one-year, two-way NHL/AHL contract extension.
- July 19** Re-signed RW Spencer Machacek to a one-year, two-way NHL/AHL contract extension.
- July 25** Re-signed D Cody Goloubef to a one-year, two-way NHL/AHL contract extension.
- Nov. 5** Signed RW Josh Anderson to a three-year, entry-level contract.
- Nov. 28** Claimed RW Corey Tropp off waivers from Buffalo.
- Dec. 26** Signed RW Oliver Bjorkstrand to three-year, entry-level contract.
- Dec. 31** Signed LW Kerby Rychel to three-year, entry-level contract.

2014

- Feb. 6** Acquired F Paul Thompson from Pittsburgh in exchange for F Spencer Machacek.
- Feb. 7** Acquired F Carter Camper from Boston in exchange for D Blake Parlett.
- Mar. 5** Acquired F Matt Frattin and two conditional draft picks from Los Angeles in exchange for F Marian Gaborik.
- Mar. 5** Acquired D Nick Schultz from Edmonton in exchange for a fifth round pick in the 2014 NHL Draft.
- Mar. 5** Acquired D Matt Taormina and F Dana Tyrell from Tampa Bay in exchange for F Jonathan Marchessault and F Dalton Smith.
- Mar. 14** Signed F Marko Dano to a three-year, entry-level contract.
- Mar. 21** Signed G Joonas Korpisalo to three year, entry-level contract.
- Apr. 1** Signed F T.J. Tynan to two-year, entry-level contract.
- May 8** Signed G Oscar Dansk to three-year, entry-level contract.
- May 16** Signed F Alexander Wennberg to a three-year, entry-level contract.
- May 30** Signed F Daniel Zaar to a three-year, entry-level contract.
- June 4** Signed F Simon Hjalmarsson to a one-year, two-way NHL/AHL contract.
- June 23** Acquired F Scott Hartnell from Philadelphia in exchange for F R.J. Umberger and a fourth round pick in the 2015 NHL Entry Draft.
- June 23** Signed G Curtis McElhinney to a one-year contract.
- June 28** Signed D Dalton Prout to a two-year contract.
- July 1** Acquired F Jerry D'Amigo and a conditional draft pick from Toronto in exchange for F Matt Frattin.
- July 1** Signed D Frédéric St-Denis to a one-year, two-way NHL/AHL contract.
- July 4** Signed F Brian Gibbons to a one-year, two-way NHL/AHL contract.
- July 5** Signed D David Savard to a two-year contract.

July 7 Signed F Corey Tropp to a two-year contract.
July 7 Signed D Cody Goloubef to a one-year, two-way NHL/AHL contract.
July 8 Signed F Sean Collins to a one-year, two-way NHL/AHL contract.
July 9 Signed D Will Weber to a one-year, two-way NHL/AHL contract.
July 11 Signed F Brandon Dubinsky to six-year extension.
July 15 Signed D Tim Erixon to a one-year contract.
July 28 Signed F Dana Tyrell to a one-year, two-way NHL/AHL contract.
July 29 Signed F Jerry D'Amigo to a one-year, two-way NHL/AHL contract.
Sept. 11 Signed F Sonny Milano to a three-year, entry level contract.
Oct. 2 Claimed RW Jack Skille off waivers from NY Islanders.
Oct. 6 Signed C Ryan Johansen to a three-year contract.
Oct. 7 Claimed F Adam Cracknell off waivers from Los Angeles.
Nov. 15 Acquired D Jordan Leopold from St. Louis in exchange for 2016 fifth round draft pick.
Nov. 18 Claimed D Kevin Connauton off waivers from Dallas.
Dec. 14 Acquired LW Jeremy Morin from Chicago in exchange for D Tim Erixon.
Dec. 16 Acquired C Luke Adam from Buffalo in exchange for F Jerry D'Amigo.
Dec. 31 Re-signed LW Nick Foligno to a six-year contract.

2015

Jan. 9 Re-signed G Sergei Bobrovsky to a four-year contract.
Feb. 26 Acquired RW David Clarkson from Toronto in exchange for RW Nathan Horton.
Feb. 26 Traded F Adam Cracknell to St. Louis in exchange for future considerations.
Mar. 1 Signed D Dillon Heatherington to a three-year, entry level contract.
Mar. 2 Acquired C William Karlsson, LW Rene Bourque and a 2015 second round pick from Anaheim in exchange for D James Wisniewski and a 2015 third round pick.
Mar. 2 Acquired D Justin Falk and a 2015 fifth round pick from Minnesota in exchange for D Jordan Leopold.
Mar. 2 Re-signed RW Cam Atkinson to a three-year contract.
Mar. 6 Signed F Nick Moutrey to a three-year, entry level contract.
Apr. 20 Signed F Markus Hannikainen to a two-year, entry level contract.
May 28 Re-signed D Cody Goloubef to a two-year contract.
May 29 Re-signed D Justin Faulk to a one-year, two-way NHL/AHL contract.
June 1 Signed D Blake Siebenaler to a three-year, entry level contract and D Dean Kukan to a two-year, entry level contract.
June 8 Re-signed D Austin Madaisky to a one-year, two-way NHL/AHL contract.
June 24 Re-signed G Curtis McElhinney to a two-year contract.
June 30 Acquired the rights to LW Brandon Saad along with D Michael Paliotta and C Alex Broadhurst from Chicago in exchange for C Artem Anisimov, C Marko Dano, LW Corey Tropp, LW Jeremy Morin and a fourth round pick in the 2016 NHL Draft.
July 1 Signed C Gregory Campbell to a two-year contract.
July 2 Signed D Andrew Bodnarchuk to a one-year, two-way NHL/AHL contract.
July 2 Signed D Jaime Sifers to a two-year, two-way NHL/AHL contract.
July 2 Signed LW Brett Gallant to a two-year, two-way NHL/AHL contract.
July 3 Signed D John Ramage to a one-year, two-way NHL/AHL contract.
July 3 Signed LW Brandon Saad to a six-year contract.
July 7 Signed F Kole Sherwood to a three-year, entry level contract.
July 9 Re-signed LW Matt Calvert to a three-year contract.
July 23 Re-signed C Michael Chaput to a one-year, two-way NHL/AHL contract.
Aug. 20 Signed LW Paul Bittner to a three-year, entry level contract.
Sept. 8 Signed D David Savard to a five-year contract extension.
Oct. 1 Signed D Oleg Yevenko to a one-year, two-way contract (NHL/AHL).

2016

Jan. 5 Announced D Andrew Bodnarchuk was claimed off waivers by Colorado.
Jan. 6 Acquired D Seth Jones from Nashville in exchange for C Ryan Johansen.
Jan. 13 Announced D Kevin Connauton was claimed off waivers by Arizona.
Feb. 11 Signed D Ryan Murray to a two-year contract extension.
Feb. 29 Signed LW Boone Jenner to a two-year contract extension.
Mar. 1 Signed D John Ramage to a two-year, two-way NHL/AHL contract extension.
Mar. 7 Signed D Oleg Yevenko to a one-year, two-way NHL/AHL contract extension.
Mar. 21 Signed C Jordan Maletta to a three-year entry level contract.
Mar. 25 Signed D Dalton Prout to a two-year contract extension.
Mar. 29 Signed D Zach Werenski to a three-year entry level contract.
Apr. 15 Signed C Justin Scott to three-year entry level contract.
Apr. 19 Signed D Gabriel Carlsson to a three-year entry level contract.
May 3 Signed D Markus Nutivaara to a two-year entry level contract.
May 25 Signed C Lukas Sedlak to a one-year, two-way NHL/AHL contract extension.
June 17 Signed G Anton Forsberg to a one-year, two-way NHL/AHL contract extension.
June 23 Signed C William Karlsson to a two-year contract extension.
June 25 Acquired D Scott Harrington from Toronto in exchange for F Kerby Rychel.
June 29 Signed D Seth Jones to a six-year contract extension.
June 29 Announced the buyout of D Fedor Tyutin.
July 1 Announced the buyout of RW Jared Boll.
July 1 Signed C/LW Pierre-Luc Dubois to a three-year entry level contract.
July 1 Signed C Dante Salituro to a three-year entry level contract.
July 5 Signed D Jacob Graves to a three-year entry level contract.
July 25 Signed C T.J. Tynan, C Alex Broadhurst and D Scott Harrington to one-year, two-way NHL/AHL contracts.
Aug. 1 Signed C Sam Gagner to a one-year contract.

ALL-TIME PLAYER REGISTER

LUKE ADAM, C

Acquired from Buffalo for LW Jerry D'Amigo on Dec. 16, 2014.

Year	GP	G	A	PTS	+/-	PIM
2014-15	3	0	0	0	0	4
Total	3	0	0	0	0	4

KEVYN ADAMS, C

Selected in the Expansion Draft on June 23, 2000. Traded to Florida with a fourth round pick in 2001 Draft for LW Ray Whitney and future considerations on Mar. 13, 2001.

Year	GP	G	A	PTS	+/-	PIM
2000-01	66	8	12	20	-4	52
Total	66	8	12	20	-4	52

JAMIE ALLISON, D

Acquired from Calgary for RW Blake Sloan on Mar. 19, 2002.

Year	GP	G	A	PTS	+/-	PIM
2001-02	7	0	0	0	-4	28
2002-03	48	0	1	1	-15	99
Total	55	0	1	1	-19	127

JOSH ANDERSON, RW

Selected 95th overall in the 2012 Draft.

Year	GP	G	A	PTS	+/-	PIM
2014-15	6	0	1	1	-1	2
2015-16	12	1	3	4	0	2
Total	18	1	4	5	-1	4

ARTEM ANISIMOV, C

Acquired from NY Rangers with C Brandon Dubinsky, D Tim Erixon and a 2013 first round pick on July 23, 2012 in exchange for LW Rick Nash, D Steven Delisle and a conditional 3rd round entry draft pick. Traded to Chicago with C Marko Dano, LW Corey Tropp, LW Jeremy Morin and a fourth round pick in the 2016 Draft for LW Brandon Saad, D Michael Paliotta and C Alex Broadhurst on June 30, 2015.

Year	GP	G	A	PTS	+/-	PIM
2012-13	35	11	7	18	-6	12
2013-14	81	22	17	39	-2	20
2014-15	52	7	20	27	-6	8
Total	168	40	44	84	-14	40

CAM ATKINSON, RW

Selected 157th overall in the 2008 Draft.

Year	GP	G	A	PTS	+/-	PIM
2011-12	27	7	7	14	1	14
2012-13	35	9	9	18	9	4
2013-14	79	21	19	40	-4	18
2014-15	78	22	18	40	-2	22
2015-16	81	27	26	53	-8	22
Total	300	86	79	165	-4	80

SERGE AUBIN, C/LW

Signed as a free agent on July 11, 2000.

Year	GP	G	A	PTS	+/-	PIM
2000-01	81	13	17	30	-20	107
2001-02	71	8	8	16	-20	32
Total	152	21	25	46	-40	139

ADRIAN AUCOIN, D

Signed as a free agent on July 1, 2012.

Year	GP	G	A	PTS	+/-	PIM
2012-13	36	0	4	4	-8	16
Total	36	0	4	4	-8	16

JONATHAN AUDY-MARCHESSAULT, C

Signed as a free agent on July 1, 2012.

Year	GP	G	A	PTS	+/-	PIM
2012-13	2	0	0	0	-1	0
Total	2	0	0	0	-1	0

CHRISTIAN BACKMAN, D

Acquired with D Fedor Tyutin from NY Rangers for RW Nikolai Zherdev and RW Dan Fritsche on July 2, 2008.

Year	GP	G	A	PTS	+/-	PIM
2008-09	82	9	25	34	1	81
Total	82	9	25	34	1	81

JAROSLAV BALASTIK, LW

Selected 184th overall in the 2002 Draft.

Year	GP	G	A	PTS	+/-	PIM
2005-06	66	12	10	22	-1	26
2006-07	8	1	1	2	-3	4
Total	74	13	11	24	-4	30

CODY BASS, C

Signed as a free agent on July 13, 2011.

Year	GP	G	A	PTS	+/-	PIM
2011-12	14	0	1	1	0	32
2013-14	1	0	0	0	0	5
Total	15	0	1	1	0	37

FRANCOIS BEAUCHEMIN, D

Claimed off waivers from Montreal on Sept. 14, 2004. Traded to Anaheim with C Tyler Wright for C Sergei Fedorov and a fifth round pick in the 2005 Draft on Nov. 15, 2005.

Year	GP	G	A	PTS	+/-	PIM
2005-06	11	0	2	2	-6	11
Total	11	0	2	2	-6	11

KRIS BEECH, C

Signed as a free agent on Aug. 7, 2007. Claimed off waivers by Vancouver on Jan. 10, 2008.

Year	GP	G	A	PTS	+/-	PIM
2007-08	16	5	4	9	3	2
Total	16	5	4	9	3	2

BLAKE BELLEFEUILLE, C

Signed as a free agent on May 26, 2000.

Year	GP	G	A	PTS	+/-	PIM
2001-02	2	0	1	1	1	0
2002-03	3	0	0	0	0	0
Total	5	0	1	1	1	0

BRYAN BERARD, D

Signed as a free agent on Aug. 3, 2005.

Year	GP	G	A	PTS	+/-	PIM
2005-06	44	12	20	32	-29	32
2006-07	11	0	3	3	-4	8
Total	55	12	23	35	-33	40

RADIM BICANEK, D

Selected in the Expansion Draft on June 23, 2000.

Year	GP	G	A	PTS	+/-	PIM
2000-01	9	0	2	2	1	6
2001-02	60	1	5	6	-15	34
Total	69	1	7	8	-14	40

MIKE BLUNDEN, RW/C

Acquired from Chicago for RW Adam Pineault on Jan. 10, 2009. Traded to Montreal for C Ryan Russell on July 7, 2011.

Year	GP	G	A	PTS	+/-	PIM
2009-10	40	2	2	4	3	59
2010-11	1	0	0	0	-1	0
Total	41	2	2	4	2	59

OLIVER BJORKSTRAND, RW

Selected 89th overall in the 2013 NHL Draft.

Year	GP	G	A	PTS	+/-	PIM
2015-16	12	4	4	8	6	0
Total	12	4	4	8	6	0

SERGEI BOBROVSKY, G

Acquired from Philadelphia in exchange for second and fourth round picks in the 2012 Draft and a fourth round pick in the 2013 Draft on June 22, 2012.

Year	GP	G	A	PTS	+/-	PIM
2012-13	38	0	0	0	...	0
2013-14	58	0	1	1	...	2
2014-15	51	0	2	2	...	4
2015-16	37	0	2	2	...	2
Total	184	0	5	5	...	8

ANDREW BODNARCHUK, D

Signed as a free agent on July 2, 2015. Claimed off waivers by Colorado on Jan. 5, 2016.

Year	GP	G	A	PTS	+/-	PIM
2015-16	16	0	2	2	-6	28
Total	16	0	2	2	-6	28

JARED BOLL, RW

Selected 101st overall in the 2005 Draft. Buyout on July 1, 2016. Bought out on July 1, 2016.

Year	GP	G	A	PTS	+/-	PIM
2007-08	75	5	5	10	-4	226
2008-09	75	4	10	14	-6	180
2009-10	68	4	3	7	-8	149
2010-11	73	7	5	12	-2	182
2011-12	54	2	1	3	-8	126
2012-13	43	2	4	6	1	100
2013-14	28	1	1	2	-6	62
2014-15	72	1	4	5	-13	109
2015-16	30	1	2	3	-3	61
Total	518	27	35	62	-49	1,195

BRIAN BOUCHER, G

Claimed off waivers from Chicago on Feb. 27, 2007.

Year	GP	G	A	PTS	+/-	PIM
2006-07	18	0	0	0	...	0
Total	18	0	0	0	...	0

RENE BOURQUE, LW

Acquired from Anaheim with C William Karlsson and a second round pick in the 2015 Draft for D James Wisniewski and a 2015 third round pick on Mar. 2, 2015.

Year	GP	G	A	PTS	+/-	PIM
2014-15	8	4	0	4	-2	4
2015-16	49	3	5	8	-9	38
Total	57	7	5	12	-11	42

BILL BOWLER, C

Signed as a free agent on Aug. 3, 2000.

Year	GP	G	A	PTS	+/-	PIM
2000-01	9	0	2	2	-3	8
Total	9	0	2	2	-3	8

DARRYL BOYCE, C

Claimed off waivers from Toronto on Feb. 25, 2012.

Year	GP	G	A	PTS	+/-	PIM
2011-12	20	0	3	3	-5	19
Total	20	0	3	3	-5	19

DERICK BRASSARD, C

Selected sixth overall in the 2006 Draft. Traded to NY Rangers with RW Derek Dorsett, D John Moore and a sixth round pick in the 2014 Draft for RW Marian Gaborik, D Steve Delisle and D Blake Parlett on Apr. 3, 2013.

Year	GP	G	A	PTS	+/-	PIM
2007-08	17	1	1	2	-4	6
2008-09	31	10	15	25	12	17
2009-10	79	9	27	36	-17	48
2010-11	74	17	30	47	-11	55
2011-12	74	14	27	41	-20	42
2012-13	34	7	11	18	-2	16
Total	309	58	111	169	-42	184

FRED BRATHWAITE, G

Signed as a free agent on June 2, 2003.

Year	GP	G	A	PTS	+/-	PIM
2003-04	21	0	0	0	...	2
Total	21	0	0	0	...	2

GILBERT BRULE, C

Selected sixth overall in the 2005 Draft. Traded to Edmonton for LW Raffi Torres on July 1, 2008.

Year	GP	G	A	PTS	+/-	PIM
2005-06	7	2	2	4	-2	0
2006-07	78	9	10	19	-21	28
2007-08	61	1	8	9	-4	24
Total	146	12	20	32	-27	52

DANE BYERS, LW

Signed as a free agent on July 7, 2011.

Year	GP	G	A	PTS	+/-	PIM
2011-12	8	0	0	0	0	29
Total	8	0	0	0	0	29

JAN CALOUN, RW

Rights acquired from San Jose for future considerations on June 12, 2000. Signed on July 24, 2000.

Year	GP	G	A	PTS	+/-	PIM
2000-01	11	0	3	3	-8	2
Total	11	0	3	3	-8	2

MATT CALVERT, LW

Selected 127th overall in 2008 Draft.

Year	GP	G	A	PTS	+/-	PIM
2010-11	42	11	9	20	3	12
2011-12	13	0	3	3	-5	16
2012-13	42	9	7	16	-9	32
2013-14	56	9	15	24	-1	53
2014-15	56	13	10	23	1	28
2015-16	73	11	13	24	1	51
Total	282	53	57	110	-10	192

DARCY CAMPBELL, D

Signed as a free agent on Mar. 24, 2007.

Year	GP	G	A	PTS	+/-	PIM
2006-07	1	0	0	0	0	0
Total	1	0	0	0	0	0

GREGORY CAMPBELL, C

Signed as a free agent on July 1, 2015.

Year	GP	G	A	PTS	+/-	PIM
2015-16	82	3	8	11	-6	78
Total	82	3	8	11	-6	78

ANSON CARTER, RW

Signed as a free agent on Sept. 13, 2006. Traded to Carolina for a fifth round pick in the 2008 Draft on Feb. 23, 2007.

Year	GP	G	A	PTS	+/-	PIM
2006-07	54	10	17	27	-1	16
Total	54	10	17	27	-1	16

JEFF CARTER, C

Acquired from Philadelphia for RW Jakub Voracek and first and third round picks in the 2011 Draft on June 23, 2011. Traded to Los Angeles for D Jack Johnson and a first round pick in the 2013 Draft on Feb. 23, 2012.

Year	GP	G	A	PTS	+/-	PIM
2011-12	39	15	10	25	-11	14
Total	39	15	10	25	-11	14

ANDREW CASSELS, C

Signed as a free agent on Aug. 15, 2002.

Year	GP	G	A	PTS	+/-	PIM
2002-03	79	20	48	68	-4	30
2003-04	58	6	20	26	-24	26
Total	137	26	68	94	-28	56

JASON CHIMERA, LW

Acquired from Phoenix with C Mike Rupp and D Cale Hulse for LW Geoff Sanderson and RW Tim Jackman on Oct. 8, 2005. Traded to Washington for LW Chris Clark and D Milan Jurcina on Dec. 28, 2009.

Year	GP	G	A	PTS	+/-	PIM
2005-06	80	17	13	30	-10	95
2006-07	82	15	21	36	2	91
2007-08	81	14	17	31	-5	98
2008-09	49	8	14	22	8	41
2009-10	39	8	9	17	-7	47
Total	331	62	74	136	-12	372

ALL-TIME PLAYER REGISTER

MICHAEL CHAPUT, C

Acquired from Philadelphia along with RW Greg Moore in exchange for LW Tom Sestito on Feb. 28, 2011.

Year	GP	G	A	PTS	+/-	PIM
2013-14	17	0	1	1	0	2
2014-15	33	1	4	5	-8	21
2015-16	8	1	1	2	3	5
Total	58	2	6	8	-5	28

CHRIS CLARK, LW

Acquired from Washington with D Milan Jurcina for LW Jason Chimera on Dec. 28, 2009.

Year	GP	G	A	PTS	+/-	PIM
2009-10	36	3	2	5	-8	21
2010-11	53	5	10	15	-3	38
Total	89	8	12	20	-11	59

DAVID CLARKSON, RW

Acquired from Toronto for RW Nathan Horton on Feb. 26, 2015.

Year	GP	G	A	PTS	+/-	PIM
2014-15	3	0	0	0	-1	14
2015-16	23	2	2	4	-8	23
Total	26	2	2	4	-9	37

GRANT CLITSOME, D

Selected 271st overall in the 2004 Draft. Claimed off waivers by Winnipeg on Feb. 27, 2012.

Year	GP	G	A	PTS	+/-	PIM
2009-10	11	1	2	3	0	6
2010-11	31	4	15	19	2	16
2011-12	51	4	10	14	-6	24
Total	93	9	27	36	-4	46

SEAN COLLINS, C

Selected 187th overall in 2008 NHL Draft.

Year	GP	G	A	PTS	+/-	PIM
2012-13	5	0	0	0	-2	6
2013-14	6	0	1	1	1	0
2014-15	8	0	2	2	0	2
Total	19	0	3	3	-1	8

BLAKE COMEAU, LW

Acquired from Calgary on April 3, 2013 in exchange for a fifth round entry draft selection.

Year	GP	G	A	PTS	+/-	PIM
2012-13	9	2	3	5	5	6
2013-14	61	5	11	16	-2	36
Total	70	7	13	21	3	42

MIKE COMMODORE, D

Signed as a free agent on July 1, 2008.

Year	GP	G	A	PTS	+/-	PIM
2008-09	81	5	19	24	11	100
2009-10	57	2	9	11	-9	62
2010-11	20	2	4	6	-8	44
Total	158	9	32	41	-6	206

TY CONKLIN, G

Signed as a free agent on July 6, 2007. Traded to Buffalo for a fifth round pick in the 2007 Draft on Feb. 27, 2007.

Year	GP	G	A	PTS	+/-	PIM
2006-07	11	0	0	0	...	0
Total	11	0	0	0	...	0

KEVIN CONNAUTON, D

Claimed off waivers from Dallas on Nov. 18, 2014. Claimed off wavier by Arizona on Jan. 13, 2016

Year	GP	G	A	PTS	+/-	PIM
2014-15	54	9	10	19	1	29
2015-16	27	1	7	8	10	21
Total	81	10	17	27	11	50

ADAM CRACKNELL, RW

Claimed off waivers from Los Angeles on Oct. 7, 2014. Traded to St. Louis for future considerations on Feb. 26, 2015.

Year	GP	G	A	PTS	+/-	PIM
2014-15	17	0	1	1	-8	2
Total	17	0	1	1	-8	2

RYAN CRAIG, C

Signed as a free agent on July 5, 2013.

Year	GP	G	A	PTS	+/-	PIM
2013-14	6	0	0	0	-3	0
2014-15	2	0	0	0	0	0
Total	8	0	0	0	-3	0

KEVIN DAHL, D

Signed as a free agent on Aug. 24, 2000.

Year	GP	G	A	PTS	+/-	PIM
2000-01	4	0	0	0	1	2
Total	4	0	0	0	1	2

MARKO DANO, C

Selected 27th overall in the 2013 NHL Draft. Traded to Chicago with C Artem Anisimov, LW Corey Tropp, LW Jeremy Morin and a fourth round pick in the 2016 Draft for LW Brandon Saad, D Michael Paliotta and C Alex Broadhurst on June 30, 2015.

Year	GP	G	A	PTS	+/-	PIM
2014-15	35	8	13	21	12	14
Total	35	8	13	21	12	14

MATHIEU DARCHÉ, LW

Signed as a free agent on May 16, 2000.

Year	GP	G	A	PTS	+/-	PIM
2000-01	9	0	0	0	-4	0
2001-02	14	1	1	2	-5	6
2002-03	1	0	0	0	-1	0
Total	24	1	1	2	-10	6

MATT DAVIDSON, RW

Acquired from Buffalo with D Jean-Luc Grand-Pierre, a fifth round pick in 2000 Draft and fifth round pick in the 2001 Draft for past considerations on June 23, 2000.

Year	GP	G	A	PTS	+/-	PIM
2000-01	5	0	0	0	2	0
2001-02	17	1	2	3	-11	10
2002-03	34	4	5	9	-12	18
Total	56	5	7	12	-21	28

ANDY DELMORE, D

Claimed off waivers from Detroit on Oct. 4, 2005.

Year	GP	G	A	PTS	+/-	PIM
2005-06	7	0	0	0	-1	2
Total	7	0	0	0	-1	2

MARC DENIS, G

Acquired from Colorado for a second round pick in the 2000 Draft on June 7, 2000.

Year	GP	G	A	PTS	+/-	PIM
2000-01	32	0	0	0	...	2
2001-02	42	0	1	1	...	2
2002-03	77	0	0	0	...	6
2003-04	66	0	2	2	...	10
2005-06	49	0	1	1	...	2
Total	266	0	4	4	...	22

KEVIN DINEEN, RW

Selected in the Expansion Draft on June 23, 2000.

Year	GP	G	A	PTS	+/-	PIM
2000-01	66	8	7	15	2	126
2001-02	59	5	8	13	-6	62
2002-03	4	0	0	0	0	12
Total	129	13	15	28	-4	200

DEREK DORSETT, RW

Selected 189th overall in the 2006 Draft. Traded to NY Rangers with C Derick Brassard, D John Moore and a sixth round pick in the 2014 Draft for RW Marian Gaborik, D Steve Delisle and D Blake Parlett on Apr. 3, 2013.

Year	GP	G	A	PTS	+/-	PIM
2008-09	52	4	1	5	-1	150
2009-10	51	4	10	14	6	105
2010-11	76	4	13	17	-15	184
2011-12	77	12	8	20	-11	235
2012-13	24	3	6	9	-11	53
Total	280	27	38	65	-32	727

NICK DRAZENOVIC, C

Signed as a free agent on July 1, 2011.

Year	GP	G	A	PTS	+/-	PIM
2012-13	8	0	0	0	-2	4
Total	8	0	0	0	-2	4

TED DRURY, C

Selected in the Expansion Draft on June 23, 2000.

Year	GP	G	A	PTS	+/-	PIM
2000-01	1	0	0	0	-3	0
Total	1	0	0	0	-3	0

WADE DUBIELEWICZ, G

Claimed off waivers from NY Islanders on Jan. 17, 2009.

Year	GP	G	A	PTS	+/-	PIM
2008-09	3	0	0	0	...	0
Total	3	0	0	0	...	0

BRANDON DUBINSKY, C

Acquired from NY Rangers with C Artem Anisimov, D Tim Erixon and a first round pick in the 2013 Draft for LW Rick Nash, D Steven Delisle and a conditional third round pick in the 2013 Draft on July 23, 2012.

Year	GP	G	A	PTS	+/-	PIM
2012-13	29	2	18	20	2	76
2013-14	76	16	34	50	5	98
2014-15	47	13	23	36	11	43
2015-16	75	17	31	48	-16	71
Total	227	48	106	154	2	288



ANDERS ERIKSSON, D

Signed as a free agent on Oct. 10, 2003. Signed as a free agent on July 1, 2006.

Year	GP	G	A	PTS	+/-	PIM
2003-04	66	7	20	27	-6	18
2006-07	79	0	23	23	12	46
Total	145	7	43	50	6	64

TIM ERIXON, D

Acquired from NY Rangers with C Artem Anisimov, C Brandon Dubinsky and a first round pick in the 2013 Draft for LW Rick Nash, D Steven Delisle and a conditional third round pick in the 2013 Draft on July 23, 2012. Traded to Chicago for LW Jeremy Morin on Dec. 14, 2014.

Year	GP	G	A	PTS	+/-	PIM
2012-13	31	0	5	5	4	14
2013-14	2	0	0	0	2	2
2014-15	19	1	5	6	-3	4
Total	52	1	10	11	3	20

JUSTIN FALK, D

Acquired from Minnesota with a fifth round pick in the 2015 Draft for D Jordan Leopold on Mar. 2, 2015.

Year	GP	G	A	PTS	+/-	PIM
2014-15	5	1	1	2	-3	7
2015-16	24	0	4	4	2	17
Total	29	1	5	6	-1	24

SERGEI FEDOROV, C

Acquired from Anaheim with a fifth round pick in the 2006 Draft for C Tyler Wright and D Francois Beauchemin on Nov. 15, 2005. Traded to Washington for D Theo Ruth on Feb. 6, 2008.

Year	GP	G	A	PTS	+/-	PIM
2005-06	62	12	31	43	-1	64
2006-07	73	18	24	42	-7	56
2007-08	50	9	19	28	-3	30
Total	185	39	74	113	-11	150

NIKITA FILATOV, LW

Selected sixth overall in the 2008 Draft. Traded to Ottawa for a third round pick in the 2011 Draft on June 25, 2011.

Year	GP	G	A	PTS	+/-	PIM
2008-09	8	4	0	4	3	0
2009-10	13	2	0	2	0	8
2010-11	23	0	7	7	3	8
Total	44	6	7	13	6	16

NICK FOLIGNO, LW

Acquired from Ottawa for D Marc Methot on July 1, 2012.

Year	GP	G	A	PTS	+/-	PIM
2012-13	45	6	13	19	6	28
2013-14	70	18	21	39	5	96
2014-15	79	31	42	73	16	50
2015-16	72	12	25	37	-14	53
Total	266	67	101	168	13	227

ADAM FOOTE, D

Signed as a free agent on Aug. 2, 2005. Traded to Colorado for a first round pick in the 2008 Draft and a fourth round pick in the 2009 Draft on Feb. 26, 2008.

Year	GP	G	A	PTS	+/-	PIM
2005-06	65	6	16	22	-16	89
2006-07	59	3	9	12	-17	71
2007-08	63	1	14	15	3	95
Total	187	10	39	49	-30	255

ANTON FORSBERG, G

Selected 188th overall in the 2011 Draft.

Year	GP	G	A	PTS	+/-	PIM
2014-15	5	0	0	0	...	0
2015-16	4	0	0	0	...	0
Total	9	0	0	0	...	0

MATT FRATTIN, LW

Acquired along with a pair of conditional draft picks from Los Angeles in exchange for RW Marian Gaborik on Mar. 5, 2014. Traded to Toronto for LW Jerry D'Amigo and a conditional draft pick on July 1, 2014.

Year	GP	G	A	PTS	+/-	PIM
2013-14	4	0	1	1	+2	0
Total	4	0	1	1	+2	0

TREVOR FRISCHMON, C

Signed as a free agent on July 3, 2009.

Year	GP	G	A	PTS	+/-	PIM
2009-10	3	0	0	0	0	4
Total	3	0	0	0	0	4

DAN FRITSCH, C

Selected 46th overall in the 2003 Draft. Traded to NY Rangers with RW Nikolai Zherdev for D Fedor Tyutin and D Christian Backman on July 2, 2008.

Year	GP	G	A	PTS	+/-	PIM
2003-04	19	1	0	1	-5	12
2005-06	59	6	7	13	-14	22
2006-07	59	12	15	27	3	35
2007-08	69	10	12	22	2	22
Total	206	29	34	63	-14	91

ALL-TIME PLAYER REGISTER

MARIAN GABORIK, RW

Acquired from NY Rangers with D Steven Delisle and D Blake Parlett for C Derick Brassard, RW Derek Dorsett, D John Moore and a sixth round pick on April 3, 2013. Traded to Los Angeles for F Matt Frattin, a conditional second round pick in 2014 or 2015 and a conditional third round pick.

Year	GP	G	A	PTS	+/-	PIM
2012-13	12	3	5	8	5	6
2013-14	22	6	8	14	0	6
Total	34	9	13	22	5	12

BRUCE GARDINER, RW

Selected in the Expansion Draft on June 23, 2000.

Year	GP	G	A	PTS	+/-	PIM
2000-01	73	7	15	22	-1	78
Total	73	7	15	22	-1	78

MATHIEU GARON, G

Signed as a free agent on July 1, 2009.

Year	GP	G	A	PTS	+/-	PIM
2009-10	35	0	0	0	...	2
2010-11	36	0	1	1	...	2
Total	71	0	1	1	...	4

MICHAEL GAUL, D

Signed as a free agent on July 18, 2000.

Year	GP	G	A	PTS	+/-	PIM
2000-01	2	0	0	0	0	4
Total	2	0	0	0	0	4

BRIAN GIBBONS, C

Signed as a free agent on July 4, 2014.

Year	GP	G	A	PTS	+/-	PIM
2014-15	25	0	5	5	2	8
Total	25	0	5	5	2	8

COLTON GILLIES, LW

Claimed off waivers from Minnesota on Jan. 14, 2012.

Year	GP	G	A	PTS	+/-	PIM
2011-12	38	2	4	6	-4	25
2012-13	27	1	1	2	1	17
Total	65	3	5	8	-3	42

ALEXANDRE GIROUX, LW

Signed as a free agent on July 4, 2011.

Year	GP	G	A	PTS	+/-	PIM
2011-12	9	1	0	1	-2	8
Total	9	1	0	1	-2	8

CURTIS GLENCROSS, LW

Acquired with C Zenon Konopka and a seventh round pick in the 2007 Draft from Anaheim for RW Joe Motzko, C Mark Hartigan and a fourth round pick in the 2007 Draft on Jan. 26, 2007. Traded to Edmonton for D Dick Tarnstrom on Feb. 1, 2008.

Year	GP	G	A	PTS	+/-	PIM
2006-07	9	1	0	1	-5	2
2007-08	36	6	6	12	3	25
Total	45	7	6	13	-2	27

STEVEN GOERTZEN, RW

Selected 225th overall in the 2002 Entry Draft.

Year	GP	G	A	PTS	+/-	PIM
2005-06	39	0	0	0	-17	44
2006-07	7	0	0	0	0	10
Total	46	0	0	0	-17	54

CODY GOLOUBEV, D

Selected 37th overall in the 2008 Draft.

Year	GP	G	A	PTS	+/-	PIM
2011-12	1	0	0	0	1	0
2012-13	11	1	0	1	-3	0
2013-14	5	0	0	0	0	2
2014-15	36	0	9	9	12	19
2015-16	43	1	7	8	-3	20
Total	96	2	16	18	7	41

JEAN-LUC GRAND-PIERRE, D

Acquired from Buffalo with RW Matt Davidson, a fifth round pick in the 2000 Draft and fifth round pick in the 2001 Draft for past considerations on June 23, 2000. Claimed off waivers by Atlanta on Dec. 31, 2003.

Year	GP	G	A	PTS	+/-	PIM
2000-01	64	1	4	5	-6	73
2001-02	81	2	6	8	-28	90
2002-03	41	1	0	1	-6	64
2003-04	16	0	0	0	-3	12
Total	202	4	10	14	-43	239

CHRIS GRATTON, C

Claimed off waivers from Tampa Bay on Feb. 21, 2009.

Year	GP	G	A	PTS	+/-	PIM
2008-09	6	0	1	1	2	2
Total	6	0	1	1	2	2

NATE GUENIN, D

Signed as a free agent on July 2, 2010. Traded to Anaheim for C Trevor Smith on Jan. 4, 2011.

Year	GP	G	A	PTS	+/-	PIM
2010-11	3	0	0	0	-3	2
Total	3	0	0	0	-3	2

RON HAINSEY, D

Claimed off waivers from Montreal on Nov. 29, 2005.

Year	GP	G	A	PTS	+/-	PIM
2005-06	55	2	15	17	13	43
2006-07	80	9	25	34	-19	69
2007-08	78	8	24	32	-7	25
Total	213	19	64	83	-13	137

MARKUS HANNIKAINEN, LW

Signed as a free agent on Apr. 20, 2015.

Year	GP	G	A	PTS	+/-	PIM
2015-16	4	0	0	0	-2	0
Total	4	0	0	0	-2	0

BRETT HARKINS, C

Signed as a free agent on May 29, 2001.

Year	GP	G	A	PTS	+/-	PIM
2001-02	25	2	12	14	-5	8
Total	25	2	12	14	-5	8

MARK HARTIGAN, C

Signed as a free agent on July 16, 2003. Traded to Anaheim with RW Joe Motzko and a fourth round pick in the 2007 Draft for C Zenon Konopka and a seventh round pick in the 2007 Draft on Jan. 26, 2007.

Year	GP	G	A	PTS	+/-	PIM
2003-04	9	1	3	4	-2	6
2005-06	33	9	3	12	-1	22
2006-07	6	1	2	3	2	2
Total	48	11	8	19	-1	30

SCOTT HARTNELL, LW

Acquired from Philadelphia for LW R.J. Umberger and a fourth round pick in the 2015 Draft on June 23, 2014.

Year	GP	G	A	PTS	+/-	PIM
2014-15	77	28	32	60	1	100
2015-16	79	23	26	49	-11	112
Total	156	51	58	109	-10	212

STEVE HEINZE, RW

Selected in the Expansion Draft on June 23, 2000. Traded to Buffalo for a third round pick in the 2001 Draft on Mar. 13, 2001.

Year	GP	G	A	PTS	+/-	PIM
2000-01	65	22	20	42	-19	38
Total	65	22	20	42	-19	38

JAN HEJDA, D

Signed as a free agent on July 5, 2007.

Year	GP	G	A	PTS	+/-	PIM
2007-08	81	0	13	13	20	61
2008-09	82	3	18	21	23	38
2009-10	62	3	10	13	-14	36
2010-11	77	5	15	20	-6	28
Total	302	11	56	67	23	163

JAMIE HEWARD, D

Claimed off waivers from NY Islanders on May 26, 2000.

Year	GP	G	A	PTS	+/-	PIM
2000-01	69	11	16	27	3	33
2001-02	28	1	2	3	-9	7
Total	97	12	18	30	-6	40

BRIAN HOLZINGER, C

Acquired from Pittsburgh for C Lasse Pirjeta on Mar. 9, 2004.

Year	GP	G	A	PTS	+/-	PIM
2003-04	13	1	0	1	-4	2
Total	13	1	0	1	-4	2

NICK HOLDEN, D

Signed as a free agent on Mar. 28, 2008.

Year	GP	G	A	PTS	+/-	PIM
2010-11	5	0	0	0	0	0
2012-13	2	0	0	0	1	0
Total	7	0	0	0	1	0

NATHAN HORTON, RW

Signed as a free agent on July 5, 2013. Traded to Toronto for RW David Clarkson on Feb. 26, 2015.

Year	GP	G	A	PTS	+/-	PIM
2013-14	35	4	14	18	-3	24
Total	35	4	14	18	-3	24

JAN HRDINA, C

Signed as a free agent on Aug. 10, 2005.

Year	GP	G	A	PTS	+/-	PIM
2005-06	75	10	23	33	-8	78
Total	75	10	23	33	-8	78

CALE HULSE, D

Acquired from Phoenix with LW Jason Chimera and C Michael Rupp for LW Geoff Sanderson and RW Tim Jackman on Oct. 8, 2005. Traded to Calgary for LW Cam Severson on Feb. 28, 2006.

Year	GP	G	A	PTS	+/-	PIM
2005-06	27	0	3	3	-9	43
Total	27	0	3	3	-9	43

SHAWN HUNWICK, G

Signed as a free agent on Mar. 29, 2012.

Year	GP	G	A	PTS	+/-	PIM
2011-12	1	0	0	0	...	0
Total	1	0	0	0	...	0

KRISTIAN HUSELIUS, LW

Signed as a free agent on July 2, 2008.

Year	GP	G	A	PTS	+/-	PIM
2008-09	74	21	35	56	1	44
2009-10	74	23	40	63	-4	36
2010-11	39	14	9	23	-17	10
2011-12	2	0	0	0	-2	2
Total	189	58	84	142	-22	92

HANNES HYVONEN, RW

Claimed off waivers from Florida on Oct. 5, 2002.

Year	GP	G	A	PTS	+/-	PIM
2002-03	36	4	5	9	-11	22
Total	36	4	5	9	-11	22

TIM JACKMAN, RW

Selected 38th overall in the 2001 Draft. Traded to Phoenix with LW Geoff Sanderson for LW Jason Chimera, C Michael Rupp and D Cale Hulse on Oct. 8, 2005.

Year	GP	G	A	PTS	+/-	PIM
2003-04	19	1	2	3	-7	16
Total	19	1	2	3	-7	16

BOONE JENNER, LW

Selected 37th overall in the 2011 Draft.

Year	GP	G	A	PTS	+/-	PIM
2013-14	72	16	13	29	6	45
2014-15	31	9	8	17	-5	12
2015-16	82	30	19	49	-15	77
Total	185	55	40	95	-14	134

RYAN JOHANSEN, C

Selected fourth overall in the 2010 Draft. Traded to Nashville for D Seth Jones on Jan. 6, 2016.

Year	GP	G	A	PTS	+/-	PIM
2011-12	67	9	12	21	-2	4
2012-13	40	5	7	12	-7	12
2013-14	82	33	30	63	3	43
2014-15	82	26	45	71	-6	40
2015-16	38	6	20	26	-4	25
Total	309	79	114	193	-16	144

AARON JOHNSON, D

Selected 85th overall in the 2001 Draft. Signed as a free agent on July 5, 2012.

Year	GP	G	A	PTS	+/-	PIM
2003-04	29	2	6	8	-2	32
2005-06	26	2	6	8	9	23
2006-07	61	3	7	10	-9	38
2011-12	56	3	13	16	-12	26
Total	172	10	32	42	-14	119

JACK JOHNSON, D

Acquired from Los Angeles with a first round pick in the 2013 Draft for Jeff Carter on Feb. 23, 2012.

Year	GP	G	A	PTS	+/-	PIM
2011-12	21	4	10	14	5	15
2012-13	44	5	14	19	-5	12
2013-14	82	5	28	33	-7	48
2014-15	79	8	32	40	-13	44
2015-16	60	6	8	14	-16	25
Total	286	28	92	120	-36	144

SETH JONES, D

Acquired from Nashville for C Ryan Johansen on Jan. 6, 2016.

Year	GP	G	A	PTS	+/-	PIM
2015-16	41	2	18	20	-9	12
Total	41	2	18	20	-9	12

ANDREW JOUDREY, C

Signed as a free agent on July 1, 2011.

Year	GP	G	A	PTS	+/-	PIM
2011-12	1	0	0	0	0	0
Total	1	0	0	0	0	0

MILAN JURCINA, D

Acquired from Washington with LW Chris Clark for LW Jason Chimera on Dec. 28, 2009. Traded to Washington for a conditional sixth round pick in the 2010 Draft on Mar. 3, 2010.

Year	GP	G	A	PTS	+/-	PIM
2009-10	17	1	2	3	2	10
Total	17	1	2	3	2	10

TOMI KALLIO, RW

Acquired from Atlanta with D Pauli Levokari for RW Chris Nielsen and D Petteri Nummelin on Dec. 2, 2002. Claimed off waivers by Philadelphia on Jan. 1, 2003.

Year	GP	G	A	PTS	+/-	PIM
2002-03	12	1	2	3	-7	8
Total	12	1	2	3	-7	8

ALL-TIME PLAYER REGISTER

TOMAS KANA, C

Acquired from St. Louis with D Brandon Bell for LW Pascal Pelletier on Dec. 8, 2009.

Year	GP	G	A	PTS	+/-	PIM
2009-10	6	0	2	2	2	2
Total	6	0	2	2	2	2

WILLIAM KARLSSON, C

Acquired from Anaheim with LW Rene Bourque and a second round pick in the 2015 Draft for D James Wisniewski and a third round pick in the 2015 Draft on Mar. 2, 2015.

Year	GP	G	A	PTS	+/-	PIM
2014-15	3	1	1	2	2	0
2015-16	81	9	11	20	-9	6
Total	84	10	12	22	-7	6

ROSTISLAV KLESLA, D

Selected fourth overall in the 2000 Draft. Traded to Phoenix with C Dane Byers for LW Scottie Upshall and D Sami Lepisto on Feb. 28, 2011.

Year	GP	G	A	PTS	+/-	PIM
2000-01	8	2	0	2	-1	6
2001-02	75	8	8	16	-6	74
2002-03	72	2	14	16	-22	71
2003-04	47	2	11	13	-16	27
2005-06	51	6	13	19	-4	75
2006-07	75	9	13	22	-13	105
2007-08	82	6	12	18	7	60
2008-09	34	1	8	9	2	38
2009-10	26	2	6	8	-7	26
2010-11	45	3	7	10	10	26
Total	515	41	92	133	-30	508



ESPEN KNUTSEN, C

Acquired from Anaheim for a fourth round pick in the 2001 Draft on May 25, 2000. Buy-out agreement reached on Dec. 16, 2003.

Year	GP	G	A	PTS	+/-	PIM
2000-01	66	11	42	53	-3	30
2001-02	77	11	31	42	-28	47
2002-03	31	5	4	9	-15	20
2003-04	14	0	4	4	-5	2
Total	188	27	81	108	-51	99

CHAD KOLARIK, C

Acquired from Phoenix for LW Alexandre Picard on Mar. 3, 2010.

Year	GP	G	A	PTS	+/-	PIM
2009-10	2	0	0	0	-1	0
Total	2	0	0	0	-1	0

ZENITH KOMARNISKI, D

Acquired from Vancouver for C Sean Pronger on Oct. 30, 2003.

Year	GP	G	A	PTS	+/-	PIM
2003-04	2	0	0	0	0	0
Total	2	0	0	0	0	0

ZENON KONOPKA, C

Acquired from Anaheim with LW Curtis Glencross and a seventh round pick in the 2007 Draft for C Mark Hartigan, RW Joe Motzko and a fourth round pick in the 2007 Draft on Jan. 26, 2007.

Year	GP	G	A	PTS	+/-	PIM
2006-07	6	0	0	0	-2	20
2007-08	3	0	0	0	0	15
Total	9	0	0	0	-2	35

JOONAS KORPISALO, G

Selected 62nd overall in the 2012 Draft.

Year	GP	G	A	PTS	+/-	PIM
2015-16	31	0	0	0	...	2
Total	31	0	0	0	...	2

ROBERT KRON, RW

Selected in the Expansion Draft on June 23, 2000.

Year	GP	G	A	PTS	+/-	PIM
2000-01	59	8	11	19	4	10
2001-02	59	4	11	15	-14	4
Total	118	12	22	34	-10	14

TOMAS KUBALIK, RW

Selected 135th overall in 2008 Draft.

Year	GP	G	A	PTS	+/-	PIM
2010-11	4	0	2	2	-3	0
2011-12	8	1	1	2	-3	6
Total	12	1	3	4	-6	6

FRANTISEK KUCERA, D

Signed as a free agent on July 7, 2000. Traded to Pittsburgh for a sixth round pick in the 2001 Draft on Mar. 13, 2001.

Year	GP	G	A	PTS	+/-	PIM
2000-01	48	2	5	7	-5	12
Total	48	2	5	7	-5	12

DEAN KUKAN, D

Signed as a free agent on June 1, 2015.

Year	GP	G	A	PTS	+/-	PIM
2015-16	8	0	0	0	9	0
Total	8	0	0	0	9	0

JEAN-FRANCOIS LABBE, G

Acquired from NY Rangers for D Bert Robertsson on Nov. 9, 2000.

Year	GP	G	A	PTS	+/-	PIM
2001-02	3	0	0	0	...	0
2002-03	11	0	0	0	...	2
Total	14	0	0	0	...	2

SCOTT LACHANCE, D

Signed as a free agent on July 4, 2002.

Year	GP	G	A	PTS	+/-	PIM
2002-03	61	0	1	1	-20	46
2003-04	77	0	4	4	-23	44
Total	138	0	5	5	-43	90

DAN LACOSTA, G

Selected 93rd overall in the 2004 Draft.

Year	GP	G	A	PTS	+/-	PIM
2007-08	1	0	0	0	...	0
2008-09	3	0	0	0	...	0
Total	4	0	0	0	...	0

BRETT LEBDA, D

Signed as a free agent on Jan. 19, 2012.

Year	GP	G	A	PTS	+/-	PIM
2011-12	30	1	3	4	-1	14
Total	30	1	3	4	-1	14

PASCAL LECLAIRE, G

Selected eighth overall in the 2001 Draft. Traded to Ottawa with a second round pick in the 2009 Draft for C Antoine Vermette on Mar. 4, 2009.

Year	GP	G	A	PTS	+/-	PIM
2003-04	2	0	0	0	...	0
2005-06	33	0	1	1	...	2
2006-07	24	0	0	0	...	2
2007-08	54	0	2	2	...	2
2008-09	12	0	1	1	...	0
Total	101	0	4	4	...	6

DAVID LENEVEU, G

Signed as a free agent on July 7, 2010.

Year	GP	G	A	PTS	+/-	PIM
2010-11	1	0	0	0	...	0
Total	1	0	0	0	...	0

JORDAN LEOPOLD, D

Acquired from St. Louis for a fifth round pick in the 2016 Draft on Nov. 15, 2014. Traded to Minnesota for D Justin Falk and a fifth round pick in the 2015 Draft on Mar. 2, 2015.

Year	GP	G	A	PTS	+/-	PIM
2014-15	18	1	2	3	-7	9
Total	18	1	2	3	-7	9

SAMI LEPISTO, D

Acquired with LW Scottie Upshall from Phoenix for D Rostislav Klesla and C Dane Byers on Feb. 28, 2011.

Year	GP	G	A	PTS	+/-	PIM
2010-11	19	0	5	5	3	18
Total	19	0	5	5	3	18

MARK LETESTU, C

Acquired from Pittsburgh for a fourth round pick in the 2012 Draft on Nov. 8, 2011.

Year	GP	G	A	PTS	+/-	PIM
2011-12	51	11	13	24	-3	6
2012-13	46	13	14	27	7	10
2013-14	82	12	22	34	+1	20
2014-15	54	7	6	13	-9	0
Total	233	43	55	98	-4	36

TREVOR LETOWSKI, RW

Signed as a free agent on July 3, 2003.

Year	GP	G	A	PTS	+/-	PIM
2003-04	73	15	17	32	-12	16
2005-06	81	10	18	28	-2	36
Total	154	25	36	60	-14	52

JOAKIM LINDSTROM, C

Selected 41st overall in the 2002 Draft. Traded to Anaheim for a conditional draft pick on July 15, 2008.

Year	GP	G	A	PTS	+/-	PIM
2005-06	3	0	0	0	0	0
2006-07	9	1	0	1	-3	4
2007-08	25	3	4	7	0	14
Total	37	4	4	8	-3	18

DAVID LING, RW

Signed as a free agent on July 7, 2001.

Year	GP	G	A	PTS	+/-	PIM
2001-02	5	0	0	0	-1	7
2002-03	35	3	2	5	-6	86
2003-04	50	1	2	3	-3	98
Total	90	4	4	8	-10	191

CRAIG MACDONALD, C

Signed as a free agent on July 14, 2008.

Year	GP	G	A	PTS	+/-	PIM
2008-09	8	1	1	2	1	0
Total	8	1	1	2	1	0

DEREK MACKENZIE, C

Signed as a free agent on July 11, 2007.

Year	GP	G	A	PTS	+/-	PIM
2007-08	17	2	0	2	-2	8
2008-09	1	0	0	0	-1	2
2009-10	18	1	3	4	3	0
2010-11	63	9	14	23	14	22
2011-12	66	7	7	14	4	40
2012-13	43	3	5	8	1	36
2013-14	71	9	9	18	0	47
Total	279	31	38	69	+19	155

DON MACLEAN, C

Signed as a free agent on July 17, 2002.

Year	GP	G	A	PTS	+/-	PIM
2003-04	4	1	0	1	-1	0
Total	4	1	0	1	-1	0

MANNY MALHOTRA, C

Claimed off waivers from Dallas on Nov. 21, 2003.

Year	GP	G	A	PTS	+/-	PIM
2003-04	56	12	13	25	-7	24
2005-06	58	10	21	31	1	41
2006-07	82	9	16	25	-8	76
2007-08	71	11	18	29	-3	34
2008-09	77	11	24	35	9	28
Total	344	53	92	145	-8	203

STEVE MALTAIS, LW

Signed as a free agent on Oct. 6, 2000.

Year	GP	G	A	PTS	+/-	PIM
2000-01	26	0	3	3	-9	12
Total	26	0	3	3	-9	12

MIKE MANELUK, RW

Signed as a free agent on Aug. 24, 2000.

Year	GP	G	A	PTS	+/-	PIM
2000-01	39	5	1	6	-11	33
Total	39	5	1	6	-11	33

PAUL MANNING, D

Acquired from Calgary for a fifth round pick in the 2001 Draft on June 24, 2001.

Year	GP	G	A	PTS	+/-	PIM
2002-03	8	0	0	0	0	2
Total	8	0	0	0	0	2

TODD MARCHANT, C

Signed as a free agent on July 3, 2003. Claimed off waivers by Anaheim on Nov. 21, 2005.

Year	GP	G	A	PTS	+/-	PIM
2003-04	77	9	25	34	-17	34
2005-06	18	3	6	9	-1	20
Total	95	12	31	43	-18	54

GRANT MARSHALL, RW

Acquired from Dallas for a second round pick in the 2003 Draft on Aug. 29, 2001. Traded to New Jersey for a conditional draft pick on Mar. 10, 2003.

Year	GP	G	A	PTS	+/-	PIM
2001-02	81	15	18	33	-20	86
2002-03	66	8	20	28	-8	71
Total	147	23	38	61	-28	157

RADEK MARTINEK, D

Signed as a free agent on July 6, 2012.

Year	GP	G	A	PTS	+/-	PIM
2011-12	7	1	0	1	-3	0
Total	7	1	0	1	-3	0

STEVE MASON, G

Selected 69th overall in the 2006 Draft. Traded to Philadelphia for G Michael Leighton and a third round pick in the 2015 Draft on Apr. 3, 2013.

Year	GP	G	A	PTS	+/-	PIM
2008-09	61	0	0	0	...	2
2009-10	58	0	2	2	...	2
2010-11	54	0	1	1	...	2
2011-12	46	0	2	2	...	2
2012-13	13	0	0	0	...	0
Total	232	0	5	5	...	8

GREG MAULDIN, C

Selected 199th overall in the 2002 Draft.

Year	GP	G	A	PTS	+/-	PIM
2003-04	6	0	0	0	-2	4
Total	6	0	0	0	-2	4

MAKSIM MAYOROV, RW

Selected 94th overall in the 2007 Draft.

Year	GP	G	A	PTS	+/-	PIM
2008-09	3	0	0	0	0	0
2009-10	4	0	0	0	-1	0
2010-11	5	1	0	1	0	0
2011-12	10	1	1	2	-3	2
Total	22	2	1	3	-4	2

ALL-TIME PLAYER REGISTER

KENT MCDONELL, RW

Acquired from Detroit for a sixth round pick in the 2003 Draft on Aug. 16, 2000.

Year	GP	G	A	PTS	+/-	PIM
2002-03	3	0	0	0	-1	0
2003-04	29	1	2	3	-7	36
Total	32	1	2	3	-8	36

CURTIS McELHINNEY, G

Acquired with a second round pick in the 2012 Draft and a fifth round pick in the 2013 Draft from Phoenix for Antoine Vermette on Feb. 22, 2012.

Year	GP	G	A	PTS	+/-	PIM
2013-14	28	0	1	1	...	0
2014-15	32	0	0	0	...	0
2015-16	18	0	0	0	...	0
Total	78	0	1	1	...	0

MARC METHOT, D

Selected 200th overall in the 2003 Draft. Traded to Ottawa for LW Nick Foligno on July 1, 2012.

Year	GP	G	A	PTS	+/-	PIM
2006-07	20	0	4	4	5	12
2007-08	9	0	0	0	-1	8
2008-09	66	4	13	17	7	55
2009-10	60	2	6	8	-8	51
2010-11	74	0	15	15	2	58
2011-12	46	1	6	7	-11	24
Total	275	7	44	51	-6	208

SONNY MILANO, LW

Selected 16th overall in the 2014 Draft.

Year	GP	G	A	PTS	+/-	PIM
2015-16	3	0	1	1	1	0
Total	3	0	1	1	1	0

FREDRIK MODIN, LW

Acquired from Tampa Bay with G Fredrik Norrena for G Marc Denis on June 30, 2006. Traded to Los Angeles for a conditional seventh round pick in the 2010 Draft on Mar. 3, 2010.

Year	GP	G	A	PTS	+/-	PIM
2006-07	79	22	20	42	-3	50
2007-08	23	6	6	12	1	20
2008-09	50	9	16	25	2	28
2009-10	24	2	4	6	-6	12
Total	176	39	46	85	-6	110

GREG MOORE, C

Acquired from NY Islanders for D Dylan Reece on Mar. 1, 2010.

Year	GP	G	A	PTS	+/-	PIM
2009-10	4	0	0	0	0	0
Total	4	0	0	0	0	0

JOHN MOORE, D

Selected 21st overall in the 2009 Draft. Traded to NY Rangers with C Derick Brassard, RW Derek Dorsett and a sixth round pick in the 2014 Draft for RW Marian Gaborik, D Steve Delisle and D Blake Parlett on Apr. 3, 2013.

Year	GP	G	A	PTS	+/-	PIM
2010-11	2	0	0	0	0	0
2011-12	67	2	5	7	-23	8
2012-13	17	0	1	1	-5	2
Total	86	2	6	8	-28	10

BRAD MORAN, C

Signed as a free agent on June 5, 2000.

Year	GP	G	A	PTS	+/-	PIM
2001-02	3	0	0	0	0	0
2003-04	2	1	1	2	-1	2
Total	5	1	1	2	-1	2

ETHAN MOREAU, LW

Claimed off waivers from Edmonton on June 30, 2010.

Year	GP	G	A	PTS	+/-	PIM
2010-11	37	1	5	6	-9	24
Total	37	1	5	6	-9	24

JEREMY MORIN, LW

Acquired from Chicago for D Tim Erixon on Dec. 14, 2014. Traded to Chicago with C Artem Anisimov, C Marko Dano, LW Corey Tropp and a fourth round pick in the 2016 Draft for LW Brandon Saad, D Michael Paliotta and C Alex Broadhurst on June 30, 2015.

Year	GP	G	A	PTS	+/-	PIM
2014-15	28	2	4	6	1	13
Total	28	2	4	6	1	13

JOE MOTZKO, RW

Signed as a free agent on May 15, 2003. Traded to Anaheim with C Mark Hartigan and a fourth round pick in the 2007 Draft for C Zenon Konopka and a conditional seventh round pick in the 2007 Draft on Jan. 26, 2007.

Year	GP	G	A	PTS	+/-	PIM
2003-04	2	0	0	0	0	0
2005-06	2	0	0	0	-2	0
2006-07	7	1	0	1	0	0
Total	11	1	0	1	-2	0

ANDREW MURRAY, C

Selected 242nd overall in the 2001 Draft.

Year	GP	G	A	PTS	+/-	PIM
2007-08	39	6	4	10	0	12
2008-09	67	8	3	11	-6	10
2009-10	46	5	2	7	-6	6
2010-11	29	4	4	8	2	4
Total	181	23	13	36	-10	32

RYAN MURRAY, D

Selected second overall in the 2012 Draft.

Year	GP	G	A	PTS	+/-	PIM
2013-14	66	4	17	21	4	10
2014-15	12	1	2	3	1	8
2015-16	82	4	21	25	-10	40
Total	160	9	40	49	-5	58

RICK NASH, LW

Selected first overall in the 2002 Draft. Traded to NY Rangers with D Steve Delisle and a conditional third round pick for C Brandon Dubinsky, C Artem Anisimov, D Tim Erixon and a first round pick in the 2013 draft on July 23, 2012.

Year	GP	G	A	PTS	+/-	PIM
2002-03	74	17	22	39	-27	78
2003-04	80	41	16	57	-35	87
2005-06	54	31	23	54	5	51
2006-07	75	27	30	57	-8	73
2007-08	80	38	31	69	2	95
2008-09	78	40	39	79	11	52
2009-10	76	33	34	67	-2	58
2010-11	75	32	34	66	2	34
2011-12	82	30	29	59	-19	40
Total	674	289	258	547	-71	568

ANDREJ NEDOROST, C

Selected 286th overall in the 2000 Draft.

Year	GP	G	A	PTS	+/-	PIM
2001-02	7	0	2	2	-3	2
2002-03	12	0	1	1	-6	4
2003-04	9	2	0	2	0	6
Total	28	2	3	5	-9	12

CHRIS NIELSEN, RW

Acquired from NY Islanders for fourth and ninth round picks in the 2000 Draft on May 11, 2000. Traded to Atlanta with the rights of D Petteri Nummelin for RW Tomi Kallio and D Pauli Levokari on Dec. 2, 2002.

Year	GP	G	A	PTS	+/-	PIM
2000-01	29	4	5	9	4	4
2001-02	23	2	3	5	-3	4
Total	52	6	8	14	1	8

NIKITA NIKITIN, D

Acquired from St. Louis for D Kris Russell on Nov. 11, 2011. Traded to Edmonton for a fifth round pick in the 2014 Draft on June 25, 2014.

Year	GP	G	A	PTS	+/-	PIM
2011-12	54	7	25	32	-5	14
2012-13	38	3	6	9	2	17
2013-14	66	2	13	15	9	20
Total	158	12	44	56	6	51

FREDRIK NORRENA, G

Acquired from Tampa Bay with LW Fredrik Modin for G Marc Denis on June 20, 2006.

Year	GP	G	A	PTS	+/-	PIM
2006-07	55	0	0	0	...	6
2007-08	37	0	1	1	...	0
2008-09	8	0	0	0	...	0
Total	100	0	1	1	...	6

FILIP NOVAK, D

Signed as a free agent on Aug. 8, 2006.

Year	GP	G	A	PTS	+/-	PIM
2006-07	6	0	0	0	1	2
Total	6	0	0	0	1	2

JIRI NOVOTNY, C

Signed as a free agent on July 3, 2007.

Year	GP	G	A	PTS	+/-	PIM
2007-08	65	8	14	22	-10	24
2008-09	42	4	3	7	4	14
Total	107	12	17	29	-6	38

PETTERI NUMMELIN, D

Selected 133rd overall in the 2000 Draft. Traded to Atlanta with RW Chris Nielsen for RW Tomi Kallio and D Pauli Levokari on Dec. 2, 2002.

Year	GP	G	A	PTS	+/-	PIM
2000-01	61	4	12	16	-11	10
Total	61	4	12	16	-11	10

LYLE ODELEIN, D

Selected in the Expansion Draft on June 23, 2000. Signed on June 29, 2000. Traded to Chicago for D Jaroslav Spacek and a second round pick in the 2003 Draft on Mar. 19, 2002.

Year	GP	G	A	PTS	+/-	PIM
2000-01	81	3	14	17	-16	118
2001-02	65	2	14	16	-28	89
Total	146	5	28	33	-44	207

KRZYSZTOF OLIWA, LW

Acquired from New Jersey for third round pick in the 2001 Draft and future considerations on June 12, 2000. Traded to Pittsburgh for third round pick in the 2001 Draft on Jan. 14, 2001.

Year	GP	G	A	PTS	+/-	PIM
2000-01	10	0	2	2	1	34
Total	10	0	2	2	1	34

NATHAN PAETSCH, D

Acquired from Buffalo with a second round pick in 2010 Draft for LW Raffi Torres on Mar. 3, 2010.

Year	GP	G	A	PTS	+/-	PIM
2009-10	10	0	0	0	-5	6
Total	10	0	0	0	-5	6

SAMUEL PAHLSSON, C

Signed as a free agent on July 1, 2009. Traded to Vancouver for D Taylor Ellington and two fourth round picks in the 2012 Draft on Feb. 27, 2012.

Year	GP	G	A	PTS	+/-	PIM
2009-10	79	3	13	16	-9	32
2010-11	82	7	13	20	-13	30
2011-12	61	2	9	11	-6	22
Total	222	12	35	47	-28	84

MICHAEL PALIOTTA, D

Acquired from Chicago with LW Brandon Saad and C Alex Broadhurst for C Artem Anisimov, C Marko Dano, LW Corey Tropp, LW Jeremy Morin and a fourth round pick in the 2016 NHL Draft on June 30, 2015.

Year	GP	G	A	PTS	+/-	PIM
2015-16	1	0	0	0	0	4
Total	1	0	0	0	0	4

MIKE PANDOLFO, LW

Rights acquired from Buffalo along with the 30th overall pick in the 2002 Draft for the 20th overall pick in the 2002 Draft on June 22, 2002. Signed on July 8, 2002.

Year	GP	G	A	PTS	+/-	PIM
2003-04	3	0	0	0	-2	0
Total	3	0	0	0	-2	0

MICHAEL PECA, C

Signed as a free agent on Aug. 23, 2007.

Year	GP	G	A	PTS	+/-	PIM
2007-08	75	8	26	34	-1	64
2008-09	71	4	18	22	-6	58
Total	146	12	44	56	-7	122

ALEXANDRE PICARD, LW

Selected eighth overall in the 2004 Draft. Traded to Phoenix for C Chad Kolarik on Mar. 3, 2010.

Year	GP	G	A	PTS	+/-	PIM
2005-06	17	0	0	0	-2	14
2006-07	23	0	1	1	-3	6
2007-08	3	0	0	0	0	2
2008-09	15	0	1	1	-1	26
2009-10	9	0	0	0	-3	10
Total	67	0	2	2	-9	58

ADAM PINEAULT, RW

Selected 46th overall in the 2004 Draft. Traded to Chicago for RW Michael Blunden on Jan. 10, 2009.

Year	GP	G	A	PTS	+/-	PIM
2007-08	3	0	0	0	-2	0
Total	3	0	0	0	-2	0

LASSE PIRJETA, LW

Selected 133rd overall in the 2002 Draft. Traded to Pittsburgh for C Brian Holzinger on Mar. 9, 2004.

Year	GP	G	A	PTS	+/-	PIM
2002-03	51	11	10	21	-4	12
2003-04	57	2	8	10	-6	20
Total	108	13	18	31	-10	32

GEOFF PLATT, C

Signed as a free agent on Nov. 25, 2005. Traded to Anaheim for D Clay Wilson and D Aaron Rome on Nov. 15, 2007.

Year	GP	G	A	PTS	+/-	PIM
2005-06	15	0	5	5	-4	16
2006-07	26	4	5	9	1	10
Total	41	4	10	14	-3	26

TOMAS POPPERLE, G

Selected 131st overall in the 2005 Draft.

Year	GP	G	A	PTS	+/-	PIM
2006-07	2	0	0	0	...	0
Total	2	0	0	0	...	0

SEAN PRONGER, C

Claimed off waivers from NY Islanders on May 18, 2001. Traded to Vancouver for D Zenith Komarniski on Oct. 30, 2003.

Year	GP	G	A	PTS	+/-	PIM
2001-02	26	3	1	4	-4	4
2002-03	78	7	6	13	-26	72
Total	104	10	7	17	-30	76

VINNY PROSPAL, LW

Signed as a free agent on July 23, 2011.

Year	GP	G	A	PTS	+/-	PIM
2011-12	82	16	39	55	-11	36
2012-13	38	12	18	30	3	32
Total	130	28	57	85	-8	68

ALL-TIME PLAYER REGISTER

DALTON PROUT, D

Selected 154th overall in the 2010 Draft.

Year	GP	G	A	PTS	+/-	PIM
2011-12	5	0	0	0	1	0
2012-13	28	1	6	7	15	25
2013-14	49	2	4	6	-7	37
2014-15	63	0	8	8	-14	85
2015-16	64	3	6	9	-6	102
Total	209	6	24	30	-11	249

MARTIN PRUSEK, G

Signed as a free agent on Aug. 4, 2005.

Year	GP	G	A	PTS	+/-	PIM
2005-06	9	0	0	0	...	0
Total	9	0	0	0	...	0

JAMIE PUSHOR, D

Selected in the Expansion Draft on June 23, 2000. Traded to Pittsburgh for a fourth round pick in the 2003 Draft on Mar. 15, 2002. Signed as a free agent on Dec. 10, 2003. Traded to NY Rangers for an eighth round pick in the 2004 Draft on Jan. 23, 2004.

Year	GP	G	A	PTS	+/-	PIM
2000-01	75	3	10	13	7	94
2001-02	61	0	6	6	-10	54
2003-04	7	0	0	0	-2	2
2005-06	4	1	2	3	1	0
Total	147	4	18	22	-4	150

DERON QUINT, D

Acquired from New Jersey for past considerations on June 23, 2000.

Year	GP	G	A	PTS	+/-	PIM
2000-01	57	7	16	23	-19	16
2001-02	75	7	18	25	-34	26
Total	132	14	34	48	-53	42

JOHN RAMAGE, D

Signed as a free agent on July 3, 2015.

Year	GP	G	A	PTS	+/-	PIM
2015-16	1	0	0	0	-2	0
Total	1	0	0	0	-2	0

JEREMY REICH, LW

Signed as a free agent on May 17, 2000.

Year	GP	G	A	PTS	+/-	PIM
2003-04	9	0	1	1	-3	20
Total	9	0	1	1	-3	20

LUKE RICHARDSON, D

Signed as a free agent on July 4, 2002. Traded to Toronto for a conditional pick on March 8, 2006.

Year	GP	G	A	PTS	+/-	PIM
2002-03	82	0	13	13	-16	73
2003-04	64	1	5	6	-11	48
2005-06	44	1	6	7	-18	30
Total	190	2	24	26	-45	151

CRAIG RIVET, D

Claimed off waivers from Buffalo on Feb. 26, 2011.

Year	GP	G	A	PTS	+/-	PIM
2010-11	14	1	0	1	-7	23
Total	14	1	0	1	-7	23

TODD ROHLOFF, D

Signed as a free agent on Sept. 5, 2003. Claimed off waivers by Washington on Jan. 9, 2004.

Year	GP	G	A	PTS	+/-	PIM
2003-04	24	0	2	2	-12	8
Total	24	0	2	2	-12	8

AARON ROME, D

Acquired with D Clay Wilson from Anaheim for C Geoff Platt on Nov. 15, 2007.

Year	GP	G	A	PTS	+/-	PIM
2007-08	17	1	1	2	-4	33
2008-09	8	0	1	1	1	0
Total	25	1	2	3	-3	33

MATHIEU ROY, D

Signed as a free agent on July 14, 2009.

Year	GP	G	A	PTS	+/-	PIM
2009-10	31	0	10	10	-2	17
Total	31	0	10	10	-2	17

MICHAEL RUPP, C

Acquired from Phoenix with LW Jason Chimera and D Cale Hulse for LW Geoff Sanderson and RW Tim Jackman on Oct. 8, 2005.

Year	GP	G	A	PTS	+/-	PIM
2005-06	39	4	2	6	-3	58
Total	39	4	2	6	-3	58

KRIS RUSSELL, D

Selected 67th overall in the 2005 Draft. Traded to St. Louis for D Nikita Nikitin on Nov. 11, 2012.

Year	GP	G	A	PTS	+/-	PIM
2007-08	67	2	8	10	-12	14
2008-09	66	2	19	21	-10	28
2009-10	70	7	15	22	3	32
2010-11	73	5	18	23	-9	37
2011-12	12	2	1	3	-1	13
Total	288	18	61	79	-29	124

RYAN RUSSELL, LW

Acquired from Montreal for RW Mike Blunden on July 7, 2011.

Year	GP	G	A	PTS	+/-	PIM
2011-12	41	2	0	2	-7	2
Total	41	2	0	2	-7	2

KERBY RYCHEL, LW

Selected 19th overall in the 2013 Draft. Traded to Toronto for D Scott Harrington on June 25, 2016.

Year	GP	G	A	PTS	+/-	PIM
2014-15	5	0	3	3	3	2
2015-16	32	2	7	9	5	15
Total	37	2	10	12	8	17

BRANDON SAAD, LW

Acquired from Chicago with D Michael Paliotta and C Alex Broadhurst for C Artem Anisimov, C Marko Dano, LW Corey Tropp, LW Jeremy Morin and a fourth round pick in the 2016 NHL Draft on June 30, 2015.

Year	GP	G	A	PTS	+/-	PIM
2015-16	78	31	22	53	1	14
Total	78	31	22	53	1	14

GEOFF SANDERSON, LW

Selected in the Expansion Draft on June 23, 2000. Traded to Vancouver for a third round pick in the 2004 Draft on Mar. 9, 2004. Claimed off waivers from Vancouver on June 28, 2004. Traded to Phoenix with RW Tim Jackman for LW Jason Chimera, C Michael Rupp and D Cale Hulse on Oct. 8, 2005.

Year	GP	G	A	PTS	+/-	PIM
2000-01	68	30	26	56	4	46
2001-02	42	11	5	16	-15	12
2002-03	82	34	33	67	-4	34
2003-04	67	13	16	29	-9	34
2005-06	2	0	0	0	-1	0
Total	261	88	80	168	-25	126

CURTIS SANFORD, G

Signed as a free agent on July 1, 2011.

Year	GP	G	A	PTS	+/-	PIM
2011-12	36	0	0	0	...	0
Total	36	0	0	0	...	0

PETER SARNO, C

Signed as a free agent on Aug. 22, 2005.

Year	GP	G	A	PTS	+/-	PIM
2005-06	1	0	0	0	0	0
Total	1	0	0	0	0	0

DAVID SAVARD, D

Selected 94th overall in the 2009 Draft.

Year	GP	G	A	PTS	+/-	PIM
2011-12	31	2	8	10	0	16
2012-13	4	0	0	0	-3	0
2013-14	70	5	10	15	+2	28
2014-15	82	11	25	36	0	71
2015-16	65	4	21	25	-7	45
Total	252	22	64	86	-8	160

NICK SCHULTZ, D

Acquired from Edmonton in exchange for a fifth round pick in the 2014 NHL Draft on Mar. 5, 2014.

Year	GP	G	A	PTS	+/-	PIM
2013-14	9	0	1	1	-2	4
Total	9	0	1	1	-2	4

DARREL SCOVILLE, D

Signed as a free agent on July 10, 2001.

Year	GP	G	A	PTS	+/-	PIM
2002-03	2	0	0	0	0	4
2003-04	8	0	1	1	-4	6
Total	10	0	1	1	-4	10

ALEXANDER SELIVANOV, RW

Signed as a free agent on Nov. 27, 2000.

Year	GP	G	A	PTS	+/-	PIM
2000-01	59	8	11	19	-11	38
Total	59	8	11	19	-11	38

SEAN SELMSER, LW

Signed as a free agent on Aug. 3, 2000.

Year	GP	G	A	PTS	+/-	PIM
2000-01	1	0	0	0	0	5
Total	1	0	0	0	0	5

TOM SESTITO, LW

Selected 85th overall in the 2006 Draft. Traded to Philadelphia for RW Greg Moore and C Michael Chaput on Feb. 28, 2011.

Year	GP	G	A	PTS	+/-	PIM
2007-08	1	0	0	0	0	17
2009-10	3	0	0	0	0	7
2010-11	9	2	2	4	-4	40
Total	13	2	2	4	-4	64

CAM SEVERSON, LW

Acquired from Calgary for D Cale Hulse on Feb. 28, 2006.

Year	GP	G	A	PTS	+/-	PIM
2005-06	4	0	0	0	0	5
Total	4	0	0	0	0	5

JODY SHELLEY, LW

Signed as a free agent on Jan. 31, 2001. Traded to San Jose for a sixth round pick in the 2009 Draft on Jan. 29, 2008.

Year	GP	G	A	PTS	+/-	PIM
2000-01	1	0	0	0	0	10
2001-02	52	3	3	6	1	206
2002-03	68	1	4	5	-5	249
2003-04	76	3	3	6	-10	228
2005-06	80	3	7	10	-4	163
2006-07	72	1	1	2	-6	125
2007-08	31	0	0	0	-2	44
Total	380	11	18	29	-26	1,025



MIKE SILLINGER, C

Signed as a free agent on July 7, 2001. Traded to Dallas with a second round draft pick in the 2004 Draft for D Darryl Sydor on July 22, 2003.

Year	GP	G	A	PTS	+/-	PIM
2001-02	80	20	23	43	-35	54
2002-03	75	18	25	43	-21	52
Total	155	38	48	86	-56	106

BEN SIMON, C

Signed as a free agent on Aug. 11, 2005.

Year	GP	G	A	PTS	+/-	PIM
2005-06	13	0	0	0	-4	4
Total	13	0	0	0	-4	4

JACK SKILLE, RW

Signed as a free agent on July 7, 2013. Claimed off waivers from NY Islanders on Oct. 5, 2014.

Year	GP	G	A	PTS	+/-	PIM
2013-14	16	4	0	4	2	6
2014-15	45	6	2	8	-18	16
Total	61	10	2	12	-16	22

BLAKE SLOAN, RW

Claimed off waivers from Dallas on Mar. 13, 2001. Traded to Calgary for D Jamie Allison on Mar. 19, 2002.

Year	GP	G	A	PTS	+/-	PIM
2000-01	14	1	0	1	-2	13
2001-02	60	2	7	9	-18	46
Total	74	3	7	10	-20	59

JAROSLAV SPACEK, D

Acquired from Chicago with a second round pick in the 2003 Draft for D Lyle Odelein on Mar. 19, 2002.

Year	GP	G	A	PTS	+/-	PIM
2001-02	14	2	3	5	-9	24
2002-03	81	9	36	45	-23	70
2003-04	58	5	17	22	-13	45
Total	153	16	56	72	-45	139

MARTIN SPANHEL, LW

Signed as a free agent on May 30, 2000.

Year	GP	G	A	PTS	+/-	PIM
2000-01	6	1	0	1	-1	2
2001-02	4	1	0	1	-2	2
Total	10	2	0	2	-3	4

ANTON STRALMAN, D

Acquired from Calgary for a third round pick in the 2010 Draft on Sept. 28, 2009.

Year	GP	G	A	PTS	+/-	PIM
2009-10	73	6	28	34	-17	37
2010-11	51	1	17	18	-11	22
Total	124	7	45	52	-28	59

FREDERIC ST-DENIS, D

Signed as a free agent on July 7, 2013.

Year	GP	G	A	PTS	+/-	PIM
2014-15	4	0	1	1	-1	0
Total	4	0	1	1	-1	0

RADOSLAV SUCHY, D

Acquired from Phoenix with a sixth round pick in the 2005 Draft for a fourth round pick in the 2005 Draft.

Year	GP	G	A	PTS	+/-	PIM
2005-06	79	1	7	8	-8	30
Total	79	1	7	8	-8	30

ALEXANDER SVITOV, C

Acquired from Tampa Bay along with a third round pick in the 2004 Draft for D Darryl Sydor and a fourth round pick in the 2004 Draft on Jan. 27, 2004.

Year	GP	G	A	PTS	+/-	PIM
2003-04	29	2	6	8	-8	16
2006-07	76	7	11	18	-10	145
Total	105	9	17	26	-18	161

ALL-TIME PLAYER REGISTER

DARRYL SYDOR, D

Acquired from Dallas for Mike Sillinger and a second round pick in the 2004 Draft on July 22, 2003. Traded to Tampa Bay along with a fourth round pick in the 2004 Draft for C Alexander Svitov and a third round pick in the 2004 Draft on Jan. 27, 2004.

Year	GP	G	A	PTS	+/-	PIM
2003-04	49	2	13	15	-19	26
Total	49	2	13	15	-19	26

DICK TARNSTROM, D

Acquired from Edmonton for LW Curtis Glencross on Feb. 1, 2008.

Year	GP	G	A	PTS	+/-	PIM
2007-08	48	3	11	14	-11	52
Total	48	3	11	14	-11	52

MATTIAS TIMANDER, D

Selected in the Expansion Draft on June 23, 2000. Traded to NY Islanders for a fourth round pick in 2002 Draft on June 22, 2002.

Year	GP	G	A	PTS	+/-	PIM
2000-01	76	2	9	11	-8	24
2001-02	78	4	7	11	-34	44
Total	154	6	16	22	-42	68

OLE-KRISTIAN TOLLEFSEN, D

Selected 65th overall in the 2002 Draft.

Year	GP	G	A	PTS	+/-	PIM
2005-06	5	0	0	0	-2	2
2006-07	70	2	3	5	2	123
2007-08	51	2	2	4	-3	111
2008-09	19	0	1	1	-4	37
Total	145	4	6	10	-7	273

RAFFI TORRES, LW

Acquired from Edmonton for C Gilbert Brule on July 1, 2008. Traded to Buffalo for D Nathan Paetsch and a second round pick in the 2010 Draft on Mar. 3, 2010.

Year	GP	G	A	PTS	+/-	PIM
2008-09	51	12	8	20	-4	23
2009-10	60	19	12	31	-8	32
Total	111	31	20	51	-12	55

COREY TROPP, RW

Claimed off waivers from Buffalo on Nov. 28, 2013. Traded to Chicago with C Artem Anisimov, C Marko Dano, LW Jeremy Morin and a fourth round pick in the 2016 Draft for LW Brandon Saad, D Michael Paliotta and C Alex Broadhurst on June 30, 2015.

Year	GP	G	A	PTS	+/-	PIM
2013-14	44	2	8	10	11	37
2014-15	61	1	7	8	-14	76
Total	105	3	15	18	-3	113

RON TUGNUTT, G

Signed as a free agent on July 4, 2000. Traded to Dallas with a second round pick in the 2002 Draft for a first round pick in the 2002 Draft on June 17, 2002.

Year	GP	G	A	PTS	+/-	PIM
2000-01	53	0	1	1	...	2
2001-02	44	0	1	1	...	0
Total	97	0	2	2	...	2

DANA TYRELL, C

Acquired from Tampa Bay with D Matt Taormina for LW Jonathan Marchessault and LW Dalton Smith on Mar. 3, 2014.

Year	GP	G	A	PTS	+/-	PIM
2014-15	3	0	0	0	-1	0
Total	3	0	0	0	-1	0

FEDOR TYUTIN, D

Acquired with D Christian Backman from NY Rangers for RW Nikolai Zherdev and RW Dan Fritsche on July 2, 2008. Bought out on June 29, 2016.

Year	GP	G	A	PTS	+/-	PIM
2008-09	82	9	25	34	1	81
2009-10	80	6	26	32	-7	49
2010-11	80	7	20	27	-12	32
2011-12	66	5	21	26	-21	49
2012-13	48	4	18	22	9	28
2013-14	69	4	22	26	6	44
2014-15	67	3	12	15	8	40
2015-16	61	1	2	3	-6	28
Total	553	39	146	185	-22	351

R.J. UMBERGER, C

Acquired with a fourth round pick in the 2008 Draft from Philadelphia for a first round pick and a third round pick in the 2008 Draft on June 20, 2008. Traded with a fourth round pick in the 2015 Draft to Philadelphia for LW Scott Hartnell on June 23, 2014.

Year	GP	G	A	PTS	+/-	PIM
2008-09	82	26	20	46	-10	53
2009-10	82	23	32	55	-16	40
2010-11	82	25	32	57	3	38
2011-12	77	20	20	40	-10	27
2012-13	48	8	10	18	3	16
2013-14	74	18	16	34	-3	26
Total	446	120	130	250	-27	200

SCOTTIE UPSHALL, RW

Acquired with D Sami Lepisto from Phoenix for D Rostislav Klesla and C Dane Byers on Feb. 28, 2011.

Year	GP	G	A	PTS	+/-	PIM
2010-11	21	6	1	7	-12	10
Total	21	6	1	7	-12	10

DARREN VAN IMPE, D

Signed as a free agent on Jan. 20, 2003.

Year	GP	G	A	PTS	+/-	PIM
2002-03	14	1	1	2	-6	10
Total	14	1	1	2	-6	10

ANTOINE VERMETTE, C

Acquired from Ottawa for G Pascal Leclaire and a second round pick in the 2009 Draft on Mar. 4, 2009. Traded to Phoenix for G Curtis McElhinney, a second round pick in 2012 and a conditional fifth round pick in 2013 on Feb. 22, 2012.

Year	GP	G	A	PTS	+/-	PIM
2008-09	17	7	6	13	5	8
2009-10	82	27	38	65	2	32
2010-11	82	19	28	47	0	60
2011-12	60	8	19	27	-17	12
Total	241	61	91	152	-10	112

JAKUB VORACEK, RW

Selected seventh overall in the 2006 Draft. Traded to Philadelphia with a first round pick and a third round pick in the 2011 Draft for C Jeff Carter on June 22, 2007.

Year	GP	G	A	PTS	+/-	PIM
2008-09	80	9	29	38	11	44
2009-10	81	16	34	50	-7	26
2010-11	80	14	32	46	-3	26
Total	241	39	95	134	1	96

DAVID VYBORNÝ, RW

Signed as a free agent on June 8, 2000.

Year	GP	G	A	PTS	+/-	PIM
2000-01	79	13	19	32	-9	22
2001-02	75	13	18	31	-14	6
2002-03	79	20	26	46	12	16
2003-04	82	22	31	53	-26	40
2005-06	80	22	43	65	-9	50
2006-07	82	16	48	64	6	60
2007-08	66	7	19	26	-8	34
Total	543	113	204	317	-48	228

DERRICK WALSER, D

Signed as a free agent on Sept. 17, 2001. Traded to Carolina with a fourth round pick in the 2006 Draft for a fourth round pick in the 2005 Draft on July 30, 2005. Acquired from Carolina for D Mark Flood on Nov. 29, 2006.

Year	GP	G	A	PTS	+/-	PIM
2001-02	2	1	0	1	-2	0
2002-03	53	4	13	17	-9	34
2003-04	27	1	8	9	-6	22
2006-07	9	2	0	2	-1	0
Total	91	8	21	29	-18	56

ALEXANDER WENNBERG, C

Selected 14th overall in the 2013 Draft.

Year	GP	G	A	PTS	+/-	PIM
2014-15	68	4	16	20	-19	22
2015-16	69	8	32	40	-1	2
Total	137	12	48	60	-20	24

DUVIE WESTCOTT, D

Signed as a free agent on May 10, 2001.

Year	GP	G	A	PTS	+/-	PIM
2001-02	4	0	0	0	-2	2
2002-03	39	0	7	7	-3	77
2003-04	34	0	7	7	-15	39
2005-06	78	6	22	28	1	133
2006-07	23	4	6	10	-13	18
2007-08	23	1	3	4	-10	30
Total	211	11	45	56	-42	299

KYLE WILSON, C

Signed as a free agent on July 2, 2010.

Year	GP	G	A	PTS	+/-	PIM
2010-11	32	4	7	11	-3	12
Total	32	4	7	11	-3	12

RAY WHITNEY, LW

Acquired from Florida with future considerations for C Kevyn Adams and a fourth round pick in the 2001 Draft on Mar. 13, 2001.

Year	GP	G	A	PTS	+/-	PIM
2000-01	3	0	3	3	-1	2
2001-02	67	21	40	61	-22	12
2002-03	81	24	52	76	-26	22
Total	151	45	95	140	-49	36



JASON WILLIAMS, C

Acquired from Atlanta for D Clay Wilson and a sixth round pick in the 2009 Draft on Jan. 14, 2009.

Year	GP	G	A	PTS	+/-	PIM
2008-09	39	12	17	29	5	16
Total	39	12	17	29	5	16

CLAY WILSON, D

Acquired with D Aaron Rome from Anaheim for C Geoff Platt on Nov. 15, 2007. Traded to Atlanta with a sixth round pick in the 2009 Draft in exchange for C Jason Williams on Jan. 14, 2009.

Year	GP	G	A	PTS	+/-	PIM
2007-08	7	1	1	2	3	2
2008-09	5	0	1	1	-2	0
Total	12	1	2	3	1	2

JAMES WISNIEWSKI, D

Rights acquired from Montreal for a fifth round pick in the 2012 Draft on June 29, 2011. Signed on July 1, 2011. Traded to Anaheim with a third round pick in the 2015 Draft for LW Rene Bourque, C William Karlsson and a second round pick in the 2015 Draft on Mar. 2, 2015.

Year	GP	G	A	PTS	+/-	PIM
2011-12	48	6	21	27	-13	37
2012-13	30	5	9	14	-1	15
2013-14	75	7	44	51	0	61
2014-15	56	8	21	29	-10	34
Total	209	26	95	121	-24	147

TYLER WRIGHT, C

Selected in the Expansion Draft on June 23, 2000. Traded to Anaheim with D Francois Beauchemin for C Sergei Fedorov and a fifth round pick in the 2006 Draft on Nov. 15, 2005.

Year	GP	G	A	PTS	+/-	PIM
2000-01	76	16	16	32	-9	140
2001-02	77	13	11	24	-40	100
2002-03	70	19	11	30	-25	113
2003-04	68	9	9	18	-19	63
2005-06	18	0	4	4	-3	20
Total	309	57	51	108	-96	436

MIKE YORK, C

Signed as a free agent on July 25, 2008.

Year	GP	G	A	PTS	+/-	PIM
2008-09	1	0	0	0	0	0
Total	1	0	0	0	0	0

NIKOLAI ZHERDEV, RW

Selected fourth overall in the 2003 Draft. Traded to NY Rangers with RW Dan Fritsche for D Fedor Tyutin and D Christian Backman on July 2, 2008.

Year	GP	G	A	PTS	+/-	PIM
2003-04	57	13	21	34	-11	54
2005-06	73	27	27	54	-13	50
2006-07	71	10	22	32	-19	26
2007-08	82	26	35	61	-9	34
Total	283	76	105	181	-33	164

GOALTENDERS

SERGEI BOBROVSKY

Acquired from Philadelphia in exchange for second and fourth round picks in the 2012 Draft and a fourth round pick in the 2013 Draft on June 22, 2012.

Year	GP	MIN	W	L	OT	SO	GA	SV	GAA	SV%
2012-13	38	2,219	21	11	6	4	74	1,010	2.00	.932
2013-14	58	3,299	32	20	5	5	131	1,568	2.38	.923
2014-15	51	2,994	30	17	3	2	134	1,498	2.69	.918
2015-16	37	2,116	15	19	1	1	97	952	2.75	.908
Total	184	10,629	98	67	15	12	436	5,464	2.46	.920

BRIAN BOUCHER

Claimed off waivers from Chicago on Feb. 27, 2007.

Year	GP	MIN	W	L	OT	SO	GA	SV	GAA	SV%
2006-07	18	969	2	11	3	1	54	402	3.34	.882
Total	18	969	2	11	3	1	54	402	3.34	.882

FRED BRATHWAITE

Signed as a free agent on June 2, 2003.

Year	GP	MIN	W	L	OT	SO	GA	SV	GAA	SV%
2003-04	21	1,050	4	11	1	0	59	574	3.37	.897
Total	21	1,050	4	11	1	0	59	574	3.37	.897

TY CONKLIN

Signed as a free agent on July 6, 2007. Traded to Buffalo for a fifth round pick in the 2007 Draft on Feb. 27.

Year	GP	MIN	W	L	OT	SO	GA	SV	GAA	SV%
2006-07	11	491	2	3	2	0	27	183	3.30	.871
Total	11	491	2	3	2	0	27	183	3.30	.871

MARC DENIS

Acquired from Colorado for a second round pick in the 2000 Draft on June 7, 2000. Traded to Tampa Bay for LW Fredrik Modin and G Fredrik Norrena on June 30, 2006.

Year	GP	MIN	W	L	OT	SO	GA	SV	GAA	SV%
2000-01	32	1,830	6	20	4	0	99	841	3.25	.895
2001-02	42	2,335	9	24	5	1	121	1,076	3.11	.899
2002-03	77	4,511	27	41	8	5	232	2,172	3.09	.903
2003-04	66	3,796	21	36	7	5	162	1,970	2.56	.918
2005-06	49	2,786	21	25	1	1	151	1,354	3.25	.900
Total	266	15,258	84	146	25	12	765	7,413	3.01	.905

ALL-TIME PLAYER REGISTER

WADE DUBIELEWICZ

Claimed off waivers from NY Islanders on Jan. 17, 2009.

Year	GP	MIN	W	L	OT	SO	GA	SV	GAA	SV%
2008-09	3	169	1	2	0	0	10	67	3.55	.870
Total	3	169	1	2	0	0	10	67	3.55	.870

ANTON FORSBERG

Selected 188th overall in the 2011 Draft.

Year	GP	MIN	W	L	OT	SO	GA	SV	GAA	SV%
2014-15	5	256	0	4	0	0	20	129	4.69	.866
2015-16	4	178	1	3	0	0	9	88	3.03	.907
Total	9	434	1	7	0	0	29	217	4.01	.882

MATHIEU GARON

Signed as a free agent on July 1, 2009.

Year	GP	MIN	W	L	OT	SO	GA	SV	GAA	SV%
2009-10	35	1,771	12	9	6	2	83	775	2.81	.903
2010-11	36	1,938	10	14	6	3	88	799	2.72	.901
Total	71	3,709	22	23	12	5	171	1,574	2.77	.902

SHAWN HUNWICK

Signed as a free agent Mar. 29, 2012.

Year	GP	MIN	W	L	OT	SO	GA	SV	GAA	SV%
2011-12	1	3	0	0	0	0	0	0	0.00	.000
Total	1	3	0	0	0	0	0	0	0.00	.000

JEAN-FRANCOIS LABBE

Acquired from NY Rangers for D Bert Robertsson on Nov. 9, 2000.

Year	GP	MIN	W	L	OT	SO	GA	SV	GAA	SV%
2001-02	3	117	1	1	0	0	6	62	3.08	.912
2002-03	11	451	2	4	0	0	27	206	3.59	.884
Total	14	568	3	5	0	0	33	268	3.49	.890

JONAS KORPISALO

Selected 62nd overall in the 2012 Draft.

Year	GP	MIN	W	L	OT	SO	GA	SV	GAA	SV%
2015-16	31	1,803	16	11	4	0	78	969	2.60	.920
Total	31	1,803	16	11	4	0	78	969	2.60	.920

DAN LaCOSTA

Selected 93rd overall in the 2004 Draft.

Year	GP	MIN	W	L	OT	SO	GA	SV	GAA	SV%
2007-08	1	13	0	0	0	0	0	5	0.00	1.000
2008-09	3	156	2	0	0	1	4	76	1.54	.950
Total	4	169	2	0	0	1	4	81	1.42	.953

PASCAL LECLAIRE

Selected eighth overall in the 2001 Draft. Traded to Ottawa with a second round pick in the 2009 Draft for C Antoine Vermette on Mar. 4, 2009.

Year	GP	MIN	W	L	OT	SO	GA	SV	GAA	SV%
2003-04	2	119	0	2	0	0	7	62	3.53	.899
2005-06	33	1,804	11	15	3	0	97	987	3.23	.911
2006-07	24	1,315	6	15	2	1	65	564	2.97	.897
2007-08	54	2,986	24	17	6	9	112	1,267	2.25	.919
2008-09	12	674	4	6	1	0	43	281	3.83	.867
Total	125	6,898	45	55	12	10	324	3,161	2.82	.907

DAVID LENEVEU

Signed as a free agent on July 7, 2010.

Year	GP	MIN	W	L	OT	SO	GA	SV	GAA	SV%
2010-11	1	20	0	0	0	0	2	10	6.00	.833
Total	1	20	0	0	0	0	2	10	6.00	.833

STEVE MASON

Selected 69th overall in the 2006 Draft. Traded to Philadelphia for G Michael Leighton and a third round pick in the 2015 Draft on Apr. 3, 2013.

Year	GP	MIN	W	L	OT	SO	GA	SV	GAA	SV%
2008-09	61	3,664	33	20	7	10	140	1,518	2.29	.916
2009-10	58	3,201	20	26	9	5	163	1,490	3.06	.901
2010-11	54	3,027	24	21	7	3	153	1,388	3.03	.901
2011-12	46	2,534	16	26	3	1	143	1,212	3.39	.894
2012-13	13	712	3	6	1	0	35	311	2.95	.899
Total	232	13,137	96	99	26	27	634	5,919	2.90	.903

CURTIS McELHINNEY

Acquired from Phoenix along with two draft picks on Feb. 22, 2012 in exchange for C Antoine Vermette.

Year	GP	MIN	W	L	OT	SO	GA	SV	GAA	SV%
2013-14	28	1,423	10	11	1	2	64	639	2.70	.909
2014-15	32	1,710	12	14	2	0	82	867	2.88	.914
2015-16	18	835	2	7	3	0	46	417	3.31	.890
Total	78	3,969	24	32	6	2	192	2,069	2.90	.907

MIKE McKENNA

Signed as a free agent on July 5, 2014.

Year	GP	MIN	W	L	OT	SO	GA	SV	GAA	SV%
2013-14	4	219	1	1	1	0	11	103	3.01	.904
Total	4	219	1	1	1	0	11	103	3.01	.904

FREDRIK NORRENA

Acquired from Tampa Bay with LW Fredrik Modin for G Marc Denis on June 20, 2006.

Year	GP	MIN	W	L	OT	SO	GA	SV	GAA	SV%
2006-07	55	2,952	24	23	3	3	137	1,283	2.78	.904
2007-08	37	1,960	10	19	6	2	89	767	2.72	.896
2008-09	8	323	1	3	2	0	17	116	3.16	.872
Total	100	5,235	35	45	11	5	243	2,166	2.79	.899



TOMAS POPPERLE

Selected 131st overall in the 2005 Draft.

Year	GP	MIN	W	L	OT	SO	GA	SV	GAA	SV%
2006-07	2	44	0	0	0	0	1	13	1.33	.929
Total	2	44	0	0	0	0	1	13	1.33	.929

MARTIN PRUSEK

Signed as a free agent on Aug. 4, 2005.

Year	GP	MIN	W	L	OT	SO	GA	SV	GAA	SV%
2005-06	9	373	3	3	0	0	20	165	3.22	.870
Total	9	373	3	3	0	0	20	165	3.22	.870

CURTIS SANFORD

Signed as a free agent on July 1, 2011.

Year	GP	MIN	W	L	OT	SO	GA	SV	GAA	SV%
2011-12	36	1,983	10	18	4	1	86	885	2.60	.911
Total	36	1,983	10	18	4	1	86	885	2.60	.911

RON TUGNUTT

Signed as a free agent on July 4, 2000. Traded to Dallas with a second round pick in the 2002 Draft for a first round pick in the 2002 Draft on June 17, 2002.

Year	GP	MIN	W	L	OT	SO	GA	SV	GAA	SV%
2000-01	53	3,129	22	25	5	4	127	1,401	2.44	.917
2001-02	44	2,502	12	27	3	2	119	1,076	2.85	.900
Total	97	5,631	34	52	8	6	246	2,477	2.62	.910

ALLEN YORK

Selected 158th overall in the 2007 Draft.

Year	GP	MIN	W	L	OT	SO	GA	SV	GAA	SV%
2011-12	11	417	3	2	0	0	16	183	2.30	.920
Total	11	417	3	2	0	0	16	183	2.30	.920

1

J.F. Labbe, 2001-02
Tomas Popperle, 2006-07
Steve Mason, 2008-13

2

Anders Eriksson, 2003-04; 2006-07
Kris Russell, 2007-08
Nate Guenin, 2010-11
Andrew Bodnarchuk, 2015-16

3

Frantisek Kucera, 2000-01
Jaroslav Spacek, 2001-04
Marc Methot, 2008-12
Jordan Leopold, 2014-15
Seth Jones, 2015-

4

Lyle Odelein, 2000-02
Bryan Berard, 2005-07
Clay Wilson, 2007-09
Nathan Paetsch, 2009-10
Sami Lepisto, 2010-11
John Moore, 2011-13
Kevin Connauton, 2014-16

5

Jamie Pushor, 2000-02; 2005-06
Darryl Sydor, 2003-04
Christian Backman, 2008-09
Aaron Johnson, 2011-12
Jack Skille, 2013-14

6

Jamie Heward, 2000-02
Jamie Pushor, 2003-04
Ron Hainsey, 2005-08
Anton Stralman, 2009-11
Nikita Nikitin, 2011-14

7

Deron Quint, 2000-02
Scott Lachance, 2002-04
John Moore, 2010-11
Jeff Carter, 2011-12
Jack Johnson, 2011-

8

Geoff Sanderson, 2000-06
Jan Hejda, 2007-10
Maksim Mayorov, 2011-12
Nathan Horton, 2013-15

9

David Vyborny, 2000-08
Scottie Upshall, 2010-11
Colton Gillies, 2011-13
Jeremy Morin, 2014-15
Gregory Campbell, 2015 -

10

Serge Aubin, 2000-02
Trevor Letowski, 2003-06
Duvie Westcott, 2006-08
Kris Russell, 2008-11
Mark Letestu, 2012-13
Marian Gaborik, 2013-14
Jack Skille, 2014-15

11

Kevin Dineen, 2000-03
Curtis Glencross, 2007-08
Craig MacDonald, 2008-09
Chris Clark, 2009-10
Matt Calvert, 2010-

12

Ted Drury, 2000-01
Sean Pronger, 2001-02
Mathieu Darche, 2002-03
Jiri Novotny, 2007-09
Mike Blunden, 2009-11
Ryan Craig, 2013-15

13

Nikolai Zherdev, 2003-08
Cam Atkinson, 2011-

14

Ray Whitney, 2000-03
Greg Mauldin, 2003-04
Raffi Torres, 2008-10
Grant Clitsome, 2010-12
Blake Comeau, 2013-14

15

Mike Maneluk, 2000-01
Kent McDonell, 2002-03
Duvie Westcott, 2003-06
Derek Dorsett, 2008-13
Nick Schultz, 2013-14

16

Mike Sillinger, 2001-03
Alexander Svitov, 2003-04; 2006-07
Derick Brassard, 2007-13

17

Steve Maltais, 2000-01
Paul Manning, 2002-03
Tomi Kallio, 2002-03
David Ling, 2003-04
Gilbert Brule, 2005-08
Andrew Murray, 2008-11
Mark Letestu, 2011-12
Brandon Dubinsky, 2012-

18

Robert Kron, 2000-02
Zenith Komarniski, 2003-04
Geoff Platt, 2005-06
R.J. Umberger, 2008-14
David Clarkson, 2014-15
Rene Bourque, 2015-16

19

Mathieu Darche, 2000-02
Sean Pronger, 2002-03
Joe Motzko, 2003-04
Brian Holzinger, 2003-04
Alexandre Picard, 2005-07
Michael Peca, 2007-09
Ethan Moreau, 2010-11
Ryan Johansen, 2011-16

20

Martin Spanhel, 2000-02
Lasse Pirjeta, 2002-04
Michael Rupp, 2005-06
Curtis Glencross, 2006-07
Kristian Huselius, 2008-12
Tim Erixon, 2013-2014
William Karlsson, 2014-15
Brandon Saad, 2015-

21

Espen Knutsen, 2000-04
Radoslav Suchy, 2005-06
Alexandre Picard, 2007-10
James Wisniewski, 2011-15
Kerby Rychel, 2015-16

22

Chris Nielsen, 2000-02
Luke Richardson, 2002-06
Mike Commodore, 2008-11
Vinny Prospal, 2011-13
Sonny Milano, 2015-

23

Kevin Dahl, 2000-01
Alex Selivanov, 2000-01
Derrick Walser, 2001-04; 2006-07
Dick Tarnstrom, 2007-08
Milan Jurcina, 2009-10
Tom Sestito, 2009-11
Andrew Joudrey, 2011-12
Brett Lebda, 2011-12
Matt Frattin, 2013-14
Brian Gibbons, 2014-15
David Clarkson, 2015-

24

Michael Gaul, 2000-01
Hannes Hyvonen, 2002-03
Todd Rohloff, 2003-04
Francois Beauchemin, 2005-06
Cam Severson, 2005-06
Kris Beech, 2007-08
Aaron Rome, 2008-09
Derek MacKenzie, 2009-14

25

Bruce Gardiner, 2000-01
Andrew Cassels, 2002-04
Jason Chimera, 2005-10
Kyle Wilson, 2010-11
Ryan Russell, 2011-12
Luke Adam, 2014-15
William Karlsson, 2015 -

26

Andrej Nedorost, 2001-03
Todd Marchant, 2003-06
Derek MacKenzie, 2007-09
Samuel Pahlsson, 2009-12
Corey Tropp, 2013-15

27

Blake Sloan, 2000-02
Darren Van Impe, 2002-03
Manny Malhotra, 2003-09
Ryan Murray, 2013-

ALL-TIME NUMERICAL ROSTER

28

Tyler Wright, 2000-06
Zenon Konopka, 2006-08
Nikita Filatov, 2008-11
Frédéric St-Denis, 2014-15
Oliver Bjorkstrand, 2015 -

29

Krzysztof Oliwa, 2000-01
Cody Goloubef, 2014-

30

Marc Denis, 2000-06
Fredrik Norrena, 2006-08
Curtis Sanford, 2011-12
Mike McKenna, 2013-14
Curtis McElhinney, 2014-

31

Ron Tugnutt, 2000-02
Pascal Leclaire, 2003-08
David LeNeveu, 2010-11
Shawn Hunwick, 2011-12
Curtis McElhinney, 2013-2014
Anton Forsberg, 2014-

32

Radim Bicanek, 2000-02
Kent McDonnell, 2003-04
Cale Hulse, 2005-06
Mathieu Garon, 2009-11
Cody Bass, 2011-14
Adam Cracknell, 2014-15
Rene Bourque, 2014-15

33

Petteri Nummelin, 2000-01
Jamie Allison, 2001-03
Jeremy Reich, 2003-04
Fredrik Modin, 2006-10
Tomas Kubalik, 2010-12
Adrian Aucoin, 2012-13
Markus Hannikainen, 2015-

34

J.L. Grand-Pierre, 2000-04
Dan LaCosta, 2007-08
Dane Byers, 2011-12
Nick Drazenovic, 2012-13
Dana Tyrell, 2014-15
Josh Anderson, 2015-

35

J.F. Labbe, 2002-03
Martin Prusek, 2005-06
Ty Conklin, 2006-07
Brian Boucher, 2006-07
Jan Hejda, 2010-11
Jeremy Smith, 2013-14

36

Sean Selmser, 2000-01
Don MacLean, 2003-04
Mathieu Roy, 2009-10
Jonathan Audy-Marchessault, 2012-14
Michael Paliotta, 2015-16

37

Mattias Timander, 2000-02
Darrel Scoville, 2002-04
Joe Motzko, 2005-07
Darcy Campbell, 2006-07
Sean Collins, 2014-15

38

Blake Bellefeuille, 2001-03
Jan Hrdina, 2005-06
Andrej Nedorost, 2003-04
Joakim Lindstrom, 2006-08
Trevor Frischmon, 2009-10
Boone Jenner, 2013-

39

Mike Pandolfo, 2003-04
Steven Goertzen, 2005-07
Greg Moore, 2009-10
Michael Chaput, 2013-16

40

Bill Bowler, 2000-01
Brad Moran, 2001-02
Duvie Westcott, 2001-02
Fred Brathwaite, 2003-04
Jaroslav Balastik, 2005-07
Jared Boll, 2007-16

41

Matt Davidson, 2000-03
Brad Moran, 2003-04
Ben Simon, 2005-06
Adam Pineault, 2007-08
Allen York, 2011-12
Alexander Wennberg, 2014-16

42

Kevyn Adams, 2000-01
Brett Harkins, 2001-02
Duvie Westcott, 2002-03
Mark Hartigan, 2003-06
Chad Kolarik, 2009-11
Artem Anisimov, 2012-15

43

Jan Caloun, 2000-01
David Ling, 2001-03
Tom Sestito, 2007-08
Maksim Mayorov, 2008-11
Darryl Boyce, 2011-12
Sean Collins, 2012-2014
Scott Hartnell, 2014-

44

Rostislav Klesla, 2000-04
Peter Sarno, 2005-06
Aaron Johnson, 2006-07
Aaron Rome, 2007-08
Grant Clitsome, 2009-10
Justin Falk, 2014-16

45

Jody Shelley, 2000-08

46

Tim Jackman, 2003-04
Filip Novak, 2006-07
Tomas Kana, 2009-10
Dean Kukan, 2015-

47

Aaron Johnson, 2003-06
Geoff Platt, 2006-07
Dalton Prout, 2011-

48

Cody Goloubef, 2011-14

49

Dan Fritsche, 2003-08
Michael Leighton, 2013

50

Joakim Lindstrom, 2005-06
Antoine Vermette, 2008-12

51

Andy Delmore, 2005-06
Andrew Murray, 2007-08
Fedor Tyutin, 2008-16

52

Adam Foote, 2005-08
Craig Rivet, 2010-11
Kerby Rychel, 2014-15

53

Josh Anderson, 2014-15

55

Ole-Kristian Tollefsen, 2005-09
Mark Letestu, 2013-15
John Ramage, 2015-

56

Marko Dano, 2014-15

57

Steve Heinze, 2000-01

58

David Savard, 2011-

61

Rick Nash, 2002-12

71

Chris Clark, 2010-11
Nick Foligno, 2012-

72

Sergei Bobrovsky, 2012-

77

Anson Carter, 2006-07
Chris Gratton, 2008-09

78

Mike York, 2008-09

91

Sergei Fedorov, 2005-08

93

Jakub Voracek, 2008-11

97

Rostislav Klesla, 2005-11

2016 DRAFT

June 24-25, Buffalo, New York (First Niagara Center)

Player	Position	Round	Overall	Team
Pierre-Luc Dubois	C/LW	1	3	Cape Breton (QMJHL)
Andrew Peeke	D	2	34	Green Bay (USHL)
Vitaly Abramov	RW	3	65	Gatineau (QMJHL)
Peter Thome	G	6	155	Aberdeen (NAHL)
Calvin Thurkauf	C	7	185	Kelowna (WHL)

2015 DRAFT

June 26-27, Sunrise, Florida (BB&T Center)

Player	Position	Round	Overall	Team
Zach Werenski	D	1	8	Michigan (Big Ten)
Gabriel Carlsson	D	1	29*	Linköping HC (SHL)
Paul Bittner	LW	2	38	Portland (WHL)
Kevin Stenlund	C	2	58 [Ⓜ]	HV71 (J20 SuperElit)
Keegan Kolesar	RW	3	69	Seattle (WHL)
Sam Ruopp	D	5	129	Prince George (WHL)
Veeti Vainio	D	5	141 [^]	Espoo Blues (Finland Jr.)
Vladislav Gavrikov	D	6	159	Yaroslavl (KHL)
Markus Nutivaara	D	7	189	Karpat (Finland)

* Acquired from Toronto
[Ⓜ] Acquired from Anaheim
[^] Acquired from Minnesota

2014 DRAFT

June 27-28, Philadelphia, Pennsylvania (Wells Fargo Center)

Player	Position	Round	Overall	Team
Sonny Milano	LW	1	16	USNDP USHL)
Ryan Collins	D	2	47	USNDP (USHL)
Elvis Merzlikins	G	3	76*	Lugano (Swiss-1)
Blake Siebenaler	D	3	77	Niagara (OHL)
Julien Pelletier	LW	4	107	Cape Breton (QMJHL)
Tyler Bird	RW	5	137	Kimball Union (USHS)
Olivier LeBlanc	D	7	197	Saint John (QMJHL)

* Acquired from Detroit

2013 DRAFT

June 30, Newark, New Jersey (Prudential Center)

Player	Position	Round	Overall	Team
Alexander Wennberg	C	1	14	Djurgården (SWE-1)
Kerby Rychel	LW	1	19*	Windsor (OHL)
Marko Dano	C	1	27 [Ⓜ]	Bratislava (KHL)
Dillon Heatherington	D	2	50 [^]	Swift Current (WHL)
Oliver Bjorkstrand	RW	3	89 [^]	Portland (WHL)
Nick Moutrey	C	4	105	Saginaw (OHL)
Marcus Soberg	LW	6	165	Frolunda (SWE Jr.)
Peter Quenneville	C	7	195	Dubuque (USHL)

* Acquired from NY Rangers
[Ⓜ] Acquired from Los Angeles
[^] Acquired from Pittsburgh

2012 DRAFT

June 22-23, Pittsburgh, Pennsylvania (CONSOL Energy Center)

Player	Position	Round	Overall	Team
Ryan Murray	D	1	2	Everett (WHL)
Oscar Dansk	G	2	31	Brynäs Jr. (Sweden Jr.)
Joonas Korpiälä	G	3	62	Jokerit Jr. (Finland Jr.)
Josh Anderson	LW	4	95*	London (OHL)
Daniel Zaar	RW	6	152	Rogle Jr. (Sweden Jr.)
Gianluca Curcuruto	D	7	182	Sault Ste. Marie (OHL)

* Acquired from Vancouver

2011 DRAFT

June 24-25, St. Paul, Minnesota (Xcel Energy Center)

Player	Position	Round	Overall	Team
Boone Jenner	C	2	37	Oshawa (OHL)
T.J. Tynan	C	3	66*	Notre Dame (CCHA)
Mike Reilly	D	4	98	St. Mary's (High-MN)
Seth Ambroz	RW	5	128	Omaha (USHL)
Lukas Sedlak	C	6	158	Ceske (Czech U-20)
Anton Forsberg	G	7	188	MODO (Sweden Jr.)

* Acquired from Ottawa

NHL DRAFT HISTORY

2010 DRAFT

June 25-26, Los Angeles, California (STAPLES Center)

Player	Position	Round	Overall	Team	
Ryan Johansen	C	1	4	Portland (WHL)	
Dalton Smith	LW	2	34	Ottawa (OHL)	
Petr Straka	RW	2	55*	Rimouski (QMJHL)	
Brandon Archibald	D	4	94	Sault Ste. Marie (OHL)	* Acquired from Buffalo
Mathieu Corbeil	G	4	102@	Halifax (QMJHL)	@ Acquired from Anaheim
Austin Madaisky	D	5	124	Kamloops (WHL)	
Dalton Prout	D	6	154	Barrie (OHL)	
Martin Ouellette	G	7	184	Kimball Union (High-NH)	

2009 DRAFT

June 26-27, Montreal, Quebec (Bell Centre)

Player	Position	Round	Overall	Team	
John Moore	D	1	21*	Chicago (USHL)	
Kevin Lynch	C	2	56@	USA U-18 (USDP)	* Acquired from Anaheim
David Savard	D	4	94#	Moncton (QMJHL)	@ Acquired from NY Islanders
Thomas Larkin	D	5	137	Exeter (USHS-NH)	# Acquired from Colorado
Anton Blomqvist	D	6	167	Malmo Jr. (Sweden Jr.)	
Kyle Neuber	RW	7	197	Mississauga (OHL)	

2008 DRAFT

June 20-21, Ottawa, Ontario (Scotiabank Place)

Player	Position	Round	Overall	Team	
Nikita Filatov	LW	1	6	CSKA (RUS)	
Cody Goloubeff	D	2	37	Wisconsin (WCHA)	
Steven Delisle	D	4	107*	Gatineau (QMJHL)	
Drew Olson	D	4	118@	Brainerd (USHS)	* Acquired from Boston
Matt Calvert	LW	5	127	Brandon (WHL)	@ Acquired from Philadelphia
Tomas Kubalik	C/RW	5	135#	Plzen (CZE)	# Acquired from Carolina
Brent Regner	D	5	137*	Vancouver (WHL)	
Cam Atkinson	RW	6	157	Avon Old Farms (USHS)	
Sean Collins	LW	7	187	Waywayseecappo (MJHL)	

2007 DRAFT

June 22-23, Columbus, Ohio (Nationwide Arena)

Player	Position	Round	Overall	Team	
Jakub Voracek	RW	1	7	Halifax (QMJHL)	
Stefan Legein	RW	2	37	Niagara (OHL)	
Will Weber	D	2	53*	Gaylord, MI (USHS)	* Acquired from San Jose
Jake Hansen	RW/LW	3	68	Sioux Falls (USHL)	@ Acquired from Dallas
Maksim Mayorov	RW/LW	4	94@	Leninogorsk (Russia)	# Acquired from Anaheim (conditional)
Allen York	G	6	158	Camrose (AJHL)	
Trent Vogelhuber	RW	7	211#	St. Louis (NAHL)	

2006 DRAFT

June 24, Vancouver, British Columbia (General Motors Place)

Player	Position	Round	Overall	Team	
Derick Brassard	C	1	6	Drummondville (QMJHL)	
Steve Mason	G	3	69	London (OHL)	* Acquired from San Jose
Tom Sestito	LW	3	85	Plymouth (OHL)	@ Acquired from Los Angeles
Ben Wright	D	4	113*	Lethbridge (WHL)	# Acquired from Anaheim
Robert Nyholm	D	5	129	IFK Jr. (Finland)	^ Acquired from Toronto
Nick Sucharski	LW	5	136@	Michigan State (CCHA)	
Maxime Frechette	D	5	142#	Drummondville (QMJHL)	
Jesse Dudas	D	6	159	Prince George (WHL)	
Derek Dorsett	RW	7	189	Medicine Hat (WHL)	
Matt Marquardt	LW	7	194^	Moncton (QMJHL)	

2005 DRAFT

June 30, Ottawa, Ontario (Westin Hotel)

Player	Position	Round	Overall	Team	
Gilbert Brule	C	1	6	Vancouver (WHL)	
Adam McQuaid	D	2	55	Sudbury (OHL)	
Kris Russell	D	3	67	Medicine Hat (WHL)	
Jared Boll	RW	4	101*	Lincoln (USHL)	* Acquired from Carolina
Tomas Popperle	G	5	131	Sparta (Czech)	+ Acquired from Phoenix
Derek Reinhart	D	6	177+	Regina (WHL)	
Kirill Starkov	C	6	189	Frolunda Jr. (Sweden)	
Trevor Hendrikk	D	7	201	Peterborough (OHL)	

2004 DRAFT

June 26-27, Raleigh, North Carolina (RBC Center)

Player	Position	Round	Overall	Team	
Alexandre Picard	LW	1	8*	Lewiston (QMJHL)	
Adam Pineault	RW	2	46+	Boston College (HEA)	
Kyle Wharton	D	2	59*	Ottawa (OHL)	
Dan LaCosta	G	3	93#	Owen Sound (OHL)	* Acquired from Carolina
Andrey Plekhanov	D	3	96	Nizhnekamsk 2 (Russia)	+ Acquired from Calgary
Petr Pohl	RW	5	133	Gatineau (QMJHL)	@ Acquired from Boston
Rob Page	D	6	167	Blake School (USHS)	# Acquired from Vancouver
Lennart Petrell	C	6	190@	IFK Jr. (Finland)	- Acquired from NY Rangers
Justin Vienneau	D	7	198	Shawinigan (WMJHL)	^ Acquired from Los Angeles
Brian McQuirk	LW	8	231	Gov. Drummer Aca. (USHS)	
Matt Greer	LW	8	233-	White Bear Lake (USHS)	
Grant Clitsome	D	9	271^	Nepean (CJHL)	

2003 DRAFT

June 21-22, Nashville, Tennessee (Gaylord Entertainment Center)

Player	Position	Round	Overall	Team	
Nikolai Zherdev	RW	1	4	CSKA (Russia)	
Dan Fritsche	C	2	46*	Sarnia (OHL)	
Dmitry Kosmachev	D	3	71	CSKA (Russia)	
Kevin Jarman	LW	4	103#	Stouffville (Ont. Jr. A)	* Acquired from Chicago
Philippe Dupuis	C	4	104	Hull (QMJHL)	# Acquired from Pittsburgh
Arsi Piiapanen	RW	5	138+	Jokerit (Finland)	+ Acquired from Carolina
Marc Methot	D	6	168+	London (OHL)	^ Acquired from Los Angeles
Alexander Guskov	D	7	200	Yaroslavl (Russia)	
Mathieu Gravel	LW	8	233	Shawinigan (QMJHL)	
Trevor Hendrikk	D	9	283^	Peterborough (OHL)	

2002 DRAFT

June 22-23, Toronto, Ontario (Air Canada Centre)

Player	Position	Round	Overall	Team	
Rick Nash	LW	1	1*	London (OHL)	
Joakim Lindstrom	LW/RW	2	41#	MODO (Sweden)	
Ole-Kristian Tollefsen	D	3	65	Lillehammer (Norway)	
Jeff Genovy	LW	3	96#	Des Moines (USHL)	
Ivan Tkachenko	LW	4	98	Yaroslavl (Russia)	* Acquired from Florida
Jekabs Redlihs	D	4	119+	Apple Core, N.Y. (EJHL)	# Acquired from Atlanta
Lasse Pirjeta	LW/C	5	133	Karpat (Finland)	+ Acquired from NY Islanders
Tim Konsorada	RW	6	168	Brandon (WHL)	^ Acquired from Philadelphia
Jaroslav Balastik	RW	6	184^	Zlin (Czech)	
Greg Mauldin	C	7	199	UMass-Amherst (HEA)	
Steven Goertzen	RW	7	225^	Seattle (WHL)	
Jaroslav Kracik	RW	8	231	Plzen Jr. (Czech)	
Sergei Mozyakin	LW	9	263*	CSKA (Russia)	

NHL DRAFT HISTORY

2001 DRAFT

June 23-24, Sunrise, Florida (National Car Rental Center)

Player	Position	Round	Overall	Team	
Pascal Leclaire	G	1	8	Montreal (QMJHL)	
Tim Jackman	RW	2	38	Minn-Mankato (WCHA)	
Kiel McLeod	C	2	53*	Kelowna (WHL)	
Aaron Johnson	D	3	85*	Rimouski (QMJHL)	* Acquired from Montreal (Originally San Jose's pick)
Per Mars	C	3	87#	Brynäs (Sweden)	# Acquired from Buffalo
Cole Jarrett	D	5	141	Plymouth (OHL)	+ Acquired from Pittsburgh
Justin Aikins	C	6	173	Langley (BCJHL)	
Artem Vostrikov	C	6	187+	Togliatti (Russia Jr.)	
Raffaele Sannitz	C	7	204	Lugano (Switz.)	
Ryan Bowness	RW	8	236	Brampton (OHL)	
Andrew Murray	C	8	242	Selkirk (MJHL)	

2000 ENTRY DRAFT

June 24-25, Calgary, Alberta (Saddledome)

Player	Position	Round	Overall	Team	
Rostislav Klesla	D	1	4	Brampton (OHL)	
Ben Knopp	RW	3	69	Moose Jaw (WHL)	
Petteri Nummelin	D	5	133	HC Davos (Switz.)	
Scott Heffernan	D	5	138*	Sarnia (OHL)	* Acquired from Boston
Tyler Kolarik	C	5	150	Deerfield Academy (USHSE)	# Acquired from San Jose
Shane Bendera	G	6	169	Red Deer (WHL)	+ Acquired from Florida
Janne Jokila	LW	7	200	TPS (Finland)	^ Acquired from Detroit
Peter Zingoni	C	8	231	New England (EJHL)	
Martin Paroulek	LW	9	278#	Vsetin HC (Czech)	
Andrej Nedorost	C	9	286+	ESC Essen (Germany)	
Louis Mandeville	D	9	292^	Rouyn-Noranda (QMJHL)	

2000 EXPANSION DRAFT

June 23, 2000 (Calgary, Alberta)

Goaltenders	Pick	Overall	Team	Forwards	Pick	Overall	Team
Rick Tabaracci	1	1	Colorado	Geoff Sanderson	1	1	Buffalo
Frederic Chabot	2	4	Montreal	Turner Stevenson	2	4	Montreal
Dwayne Roloson	3	5	Buffalo	Robert Kron	3	6	Carolina
				Steve Heinze	4	7	Boston
Defensemen	Pick	Overall	Team	Tyler Wright	5	9	Pittsburgh
Mattias Timander	1	2	Boston	Kevyn Adams	6	12	Toronto
Bert Robertsson	2	3	Edmonton	Dmitri Subbotin	7	14	NY Rangers
Tommi Rajamaki	3	5	Toronto	Dallas Drake	8	16	Phoenix
Jamie Pushor	4	8	Dallas	Bruce Gardiner	9	17	Tampa Bay
Lyle Odelein	5	10	Phoenix	Barrie Moore	10	20	Washington
Radim Bicanek	6	11	Chicago	Martin Streit	11	22	Philadelphia
Mathieu Schneider	7	13	NY Rangers	Kevin Dineen	12	23	Ottawa
Jonas Andersson-Junkka	8	16	Pittsburgh	Jeff Williams	13	25	New Jersey
				Additional Players			
				Sergei Luchinkin	1	2	Dallas
				Ted Drury	2	4	NY Islanders

GENERAL MANAGERS

Doug MacLean	Feb. 11, 1998-April 19, 2007
Scott Howson	June 15, 2007-Feb. 12, 2013
Jarmo Kekalainen	Feb. 13, 2013-

HEAD COACHES

Dave King	July 5, 2000-Jan. 7, 2003
Doug MacLean	Jan. 7, 2003-Jan. 1, 2004
Gerard Gallant	Jan. 1, 2004-Nov. 13, 2006
Gary Agnew (Interim)	Nov. 14, 2006-Nov. 22, 2006
Ken Hitchcock	Nov. 22, 2006-Feb. 3, 2010
Claude Noel (Interim)	Feb. 3, 2010-Apr. 9, 2010
Scott Arniel	June 8, 2010-Jan. 9, 2012
Todd Richards	Jan. 9, 2012-Oct. 21, 2015
John Tortorella	Oct. 21, 2015-

ASSISTANT COACHES

Newell Brown	2000-Jan. 6, 2004
Gerard Gallant	2000-Jan. 1, 2004
Rick Wamsley (goaltenders)	2000-06
Dean Blais	2004-06
Gord Murphy	2002-10
Gary Agnew	2006-10
Clint Malarchuk (goaltenders)	2006-09
Claude Noel	2007-10
Dave Rook (goaltenders)	2009-11
Bob Boughner	2010-11
Brad Berry	2010-12
Todd Richards	2011-12
Dan Hinote	2010-14
Ian Clark (goaltenders)	2011-
Craig Hartsburg (associate)	2012-16
Keith Acton	2012-13
Brad Larsen	2014-
Kenny McCudden	2015-
Brad Shaw	2016-

TEAM CAPTAINS

Lyle Odelein	2000-02
Ray Whitney	2002-03
Luke Richardson	2003-05
Adam Foote	2005-08
Rick Nash	2008-12
Nick Foligno	2015-

ALTERNATE CAPTAINS

Geoff Sanderson	2000-04
Tyler Wright	2000-02, 2003-04
Luke Richardson	2002-03
Andrew Cassels	2003-04
Todd Marchant	2003-04
Darryl Sydor	2003-04
Adam Foote	2005-06
Rick Nash	2005-08
David Vyborny	2005-08
Sergei Fedorov	2005-08
Manny Malhotra	2008-09
Michael Peca	2008-09
Rostislav Klesla	2008-10
Fredrik Modin	2008-10
R.J. Umberger	2009-12
Antoine Vermette	2009-12
Ethan Moreau	2010-11
Jeff Carter	2011-12
Derek Dorsett	2011-12
Vinny Prospal	2011-12

ALTERNATE CAPTAINS

James Wisniewski	2011-12
Adrian Aucoin	2012-13
Brandon Dubinsky	2012-
Jared Boll	2012-15
Jack Johnson	2012-15
Mark Letestu	2013-15
Boone Jenner	2015-

FIRST GAME

Home -	Oct. 7, 2000 vs. Chicago
Road -	Oct. 12, 2000 at Calgary

OPENING NIGHT ROSTER

No.	Player	Position
3	Frantisek Kucera	Defense
4	Lyle Odelein	Defense
5	Jamie Pushor	Defense
6	Jamie Heward	Defense
8	Geoff Sanderson	Left Wing
9	David Vyborny	Right Wing
10	Serge Aubin	Center
11	Kevin Dineen	Right Wing
12	Ted Drury	Center
17	Steve Maltais	Left Wing
18	Robert Kron	Center
21	Espen Knutsen (Injured)	Center
25	Bruce Gardiner	Right Wing
28	Tyler Wright	Center
29	Krzysztof Oliwa	Left Wing
30	Marc Denis	Goaltender
31	Ron Tugnutt	Goaltender
32	Radim Bicanek	Defense
33	Petteri Nummelin	Defense
34	Jean-Luc Grand-Pierre	Defense
37	Mattias Timander	Defense
42	Kevyn Adams	Center
43	Jan Caloun	Right Wing
44	Rostislav Klesla	Defense
57	Steve Heinze	Right Wing

FIRST STARTING LINEUP

Center:	Robert Kron
Left Wing/Right Wing:	Geoff Sanderson / Steve Heinze
Defense:	Lyle Odelein / Mattias Timander
Goaltender:	Ron Tugnutt

FIRST WIN

Home -	Oct. 27, 2000 vs. Washington (3-1)
Road -	Oct. 12, 2000 at Calgary (3-2)

FIRST LOSS

Home -	Oct. 7, 2000 vs. Chicago (3-5)
Road -	Oct. 14, 2000 at Colorado (1-3)

FIRST TIE

Home -	Dec. 21, 2000 vs. Ottawa (3-3)
Road -	Nov. 4, 2000 at Ottawa (2-2)

FIRST OVERTIME WIN

Home -	Dec. 8, 2000 vs. Boston (3-2)
Road -	Mar. 9, 2001 at Florida (7-6)

FRANCHISE FIRSTS

FIRST OVERTIME LOSS

Home - Oct. 22, 2000 vs. Detroit (1-2)
Road - Dec. 13, 2000 at Anaheim (4-5)

FIRST SHOOTOUT WIN

Home - Oct. 28, 2005 vs. Minnesota (2-1)
G - Martin Prusek, 7 saves, 8 attempts
Road - Nov. 30, 2005 at Minnesota (1-0)
G - Pascal Leclaire, 3 saves, 3 attempts

FIRST SHOOTOUT LOSS

Home - Nov. 22, 2006 vs. St. Louis (0-1)
G - Pascal Leclaire, 3 saves, 4 attempts
Road - Dec. 20, 2005 at Detroit (1-2)
G - Pascal Leclaire, 0 saves, 2 attempts

FIRST GOAL

Home - Bruce Gardiner (Krzysztof Oliwa, Kevyn Adams) at 7:34 of 1st period vs. Chicago's Jocelyn Thibault on Oct. 7, 2000
Road - Rostislav Klesla (Serge Aubin, Kevin Dineen) at 2:25 of 1st period at Calgary's Mike Vernon on Oct. 12, 2000

FIRST GOAL AGAINST

Home - Reto Von Arx at 6:10 of 2nd period against Ron Tugnutt vs. Chicago on Oct. 7, 2000
Road - Jarome Iginla at 10:10 of 1st period against Ron Tugnutt at Calgary on Oct. 12, 2000

FIRST GOAL BY DEFENSEMAN

Home - Rostislav Klesla (Robert Kron, Mattias Timander) at 14:33 of 3rd period vs. San Jose's Evgeni Nabokov on Oct. 25, 2000
Road - Rostislav Klesla (Serge Aubin, Kevin Dineen) at 2:25 of 1st period at Calgary's Mike Vernon on Oct. 12, 2000

FIRST POWER PLAY GOAL

Home - Tyler Wright (Petteri Nummelin, Mattias Timander) at 2:19 of 3rd period vs. Los Angeles on Oct. 9, 2000
Road - David Vyborny (Jamie Heward, Tyler Wright) at 17:43 of 1st period at Colorado on Oct. 14, 2000

FIRST SHORTHANDED GOAL

Home - Jamie Pushor (Serge Aubin, Kevyn Adams) at 7:32 of 2nd period vs. Vancouver on Nov. 19, 2000
Road - Robert Kron (Jamie Pushor) at 0:43 of OT at Florida on Mar. 9, 2001

FIRST GAME-WINNING GOAL

Home - Jamie Heward (Petteri Nummelin, Tyler Wright) at 6:37 of 1st period vs. Washington on Oct. 27, 2000
Road - Kevyn Adams (David Vyborny) at 4:13 of 3rd period at Calgary on Oct. 12, 2000

FIRST GAME-TYING GOAL

Home - Serge Aubin (Kevin Dineen, Bruce Gardiner) at 5:12 of 3rd period vs. Ottawa on Dec. 21, 2000
Road - Tyler Wright (Jamie Pushor, Steve Heinze) at 10:22 of 3rd period at Toronto on Feb. 14, 2001

FIRST EMPTY NET GOAL

Home - Serge Aubin (Kevyn Adams, Steve Heinze) at 19:40 of 3rd period vs. Los Angeles on Oct. 31, 2000
Road - Serge Aubin (Steve Heinze, Bruce Gardiner) at 19:52 of 3rd period at NY Islanders on Dec. 23, 2000

FIRST OVERTIME GOAL

Home - Geoff Sanderson (Frantisek Kucera, Lyle Odelein) at 4:51 of OT vs. Boston on Dec. 8, 2000
Road - Robert Kron (Jamie Pushor) at 0:43 of OT at Florida on Mar. 9, 2001

FIRST SHOOTOUT GOAL

Home - Mark Hartigan (against Dwayne Roloson, 3rd round) vs. Minnesota on Oct. 28, 2005
Road - Jaroslav Balastik (against Manny Fernandez, 3rd round) at Minnesota on Nov. 30, 2005

FIRST SHOOTOUT GAME-WINNING GOAL

Home - Trevor Letowski (against Dwayne Roloson, 3rd round) vs. Minnesota on Oct. 28, 2005
Road - Jaroslav Balastik (against Manny Fernandez, 3rd round) at Minnesota on Nov. 30, 2005

FIRST FACE-OFF

Robert Kron vs. Chicago's Alexei Zhamnov on Oct. 7, 2000 (won)

FIRST SHOT ON GOAL

Kevyn Adams at 1:41 of 1st period vs. Chicago on Oct. 7, 2000

FIRST MINOR PENALTY

Serge Aubin at 10:59 of 1st period vs. Chicago on Oct. 7, 2000 (Boarding)

FIRST MAJOR PENALTY

Jamie Pushor at 17:14 of 2nd period vs. Chicago on Oct. 7, 2000 (Fighting Vandebussche)

FIRST MISCONDUCT PENALTY

Kevin Dineen at 20:00 of 3rd period at Colorado on Oct. 14, 2000 (Game)

FIRST GOALTENDER WIN

Home - Marc Denis, 32 saves vs. Washington on Oct. 27, 2000 (3-1)
Road - Ron Tugnutt, 19 saves at Calgary on Oct. 12, 2000 (3-2)

FIRST GOALTENDER LOSS

Home - Ron Tugnutt, 20 saves vs. Chicago on Oct. 7, 2000 (3-5)
Road - Marc Denis, 30 saves at Colorado on Oct. 14, 2000 (1-3)

FIRST SHUTOUT WIN

Home - Ron Tugnutt, 31 saves vs. Minnesota on Jan. 15, 2001 (3-0)
Road - Ron Tugnutt, 27 saves at Montreal on Dec. 18, 2000 (2-0)

FIRST SHUTOUT AGAINST

Home - Trevor Kidd, 30 saves vs. Florida on Nov. 17, 2000 (0-3)
Road - Ed Belfour, 14 saves at Dallas on Nov. 1, 2000 (0-4)

FIRST MULTI-POINT GAME

Home - Serge Aubin (2g) vs. Los Angeles on Oct. 31, 2000
Road - Kevyn Adams (2g) at Calgary on Oct. 12, 2000

FIRST TWO-GOAL GAME

Home - Serge Aubin vs. Los Angeles on Oct. 31, 2000
Road - Kevyn Adams at Calgary on Oct. 12, 2000

FIRST TWO-ASSIST GAME

Home - Steve Heinze (2a) vs. San Jose on Nov. 9, 2000
Road - Jan Caloun (2a) at Pittsburgh on Oct. 21, 2000

FIRST HAT TRICK

Home - Geoff Sanderson (3g) vs. Nashville on Feb. 10, 2001
Road - Deron Quint (3g) at Florida on Mar. 9, 2001

FIRST HAT TRICK AGAINST

Home - Bill Guerin (3g) vs. Boston on Feb. 4, 2002
Road - Marian Gaborik (3g) at Minnesota on Mar. 10, 2002

FIRST THREE-POINT GAME

Home - Geoff Sanderson (3g) vs. Nashville on Feb. 10, 2001
Road - Espen Knutsen (1g, 3a), Geoff Sanderson (2g, 1a), Serge Aubin (2g, 1a) and Steve Heinze (1g, 2a) at NY Islanders on Dec. 23, 2000

FIRST THREE-ASSIST GAME

Home - Robert Kron (3a) vs. Phoenix on Feb. 28, 2001
Road - Espen Knutsen (3a) at NY Islanders on Dec. 23, 2000

FIRST FOUR-GOAL GAME

Home - none
Road - Geoff Sanderson (4g) at Calgary on Mar. 29, 2003

FIRST FOUR-POINT GAME

Home - Espen Knutsen (5a) vs. Calgary on Mar. 24, 2001
Road - Espen Knutsen (1g, 3a) at NY Islanders on Dec. 23, 2000

FIRST FOUR-ASSIST GAME

Home - Espen Knutsen (5a) vs. Calgary on Mar. 24, 2001
Road - Andrew Cassels (4a) at Calgary on Mar. 29, 2003

FIRST FIVE-POINT GAME

Home - Espen Knutsen (5a) vs. Calgary on Mar. 24, 2001
Road - Andrew Cassels (1g, 4a) and Geoff Sanderson (4g, 1a) at Calgary on Mar. 29, 2003

FIRST FIVE-ASSIST GAME

Home - Espen Knutsen (5a) vs. Calgary on Mar. 24, 2001
Road - None

FIRST PENALTY SHOT

Home - Robert Kron (against Steve Shields at 5:34 of 1st period) vs. San Jose on Nov. 9, 2000 (No Goal)
 David Vyborny (against Tomas Vokoun at 18:01 of 3rd period) vs. Nashville on Mar. 19, 2001 (Goal)
Road - David Vyborny (against Robbie Tallas at 7:16 of 2nd period) at Chicago on Oct. 15, 2000 (Goal)
 Andrej Nedorost (against Cristobal Huet at 16:09 of 2nd period) at Los Angeles on Mar. 25, 2003 (No Goal)

FIRST PENALTY SHOT AGAINST

Home - Jeremy Roenick (against Marc Denis at 17:06 of 2nd period) vs. Phoenix on Feb. 28, 2001 (No Goal)
 Tony Hrkac (against Marc Denis at 16:23 of 3rd period) vs. Atlanta on Apr. 12, 2002 (Goal)
Road - Shjon Podein (against Marc Denis at 13:42 of 2nd period) at Colorado on Dec. 12, 2001 (No Goal)
 Jonathan Cheechoo (against Pascal Leclaire at 0:32 of 3rd period) at San Jose, Feb. 23, 2004 (Goal)



HONOR ROLL & TEAM AWARDS

NHL ALL-STAR GAME PARTICIPANTS

Year	Site	Player	Team	Statistics	Results
2002	Los Angeles, CA – STAPLES Center	Espen Knutsen	World	1g-2a=3pts	Won, 8-5
2003	Sunrise, FL – Office Depot Center	Ray Whitney	West	0g-1a=1pt	Won, 6-5 SO
2004	St. Paul, MN – Xcel Energy Center	Rick Nash	West	0g-0a=0pts	Lost, 6-4
2007	Dallas, TX – American Airlines Center	Rick Nash	West	2g-2a=4pts	Won, 12-9
2008	Atlanta GA – Philips Arena	Rick Nash	West	3g-0a=3pts	Lost, 8-7
2009	Montreal, PQ – Bell Centre	Rick Nash	West	1g-2a=3pts	Lost, 12-11 SO
2011	Raleigh, NC – RBC Center	Rick Nash	Team Staal	1g-1a=3pts	Lost, 11-10
2015	COLUMBUS, OH - NATIONWIDE ARENA	Nick Foligno	Team Foligno	1g-1a=2pts	Lost, 12-17
		Ryan Johansen	Team Foligno	2g-2a=4pts	Lost, 12-17
		Sergei Bobrovsky	unable to play due to injury		
2016	Nashville, TN - Bridgestone Arena	Brandon Saad	Metropolitan	0g-1a=1pts	Lost, 6-9 in Semifinals

All-Star Game MVP

NHL YOUNGSTARS GAME PARTICIPANTS

Year	Site	Player	Team	Statistics	Results
2002	Los Angeles, CA – STAPLES Center	Rostislav Klesla	West	unable to play due to injury	
2003	Sunrise, FL – Office Depot Center	Rostislav Klesla	West	0g-0a=0pts	Lost, 8-3
		Rick Nash	West	2g-1a=3pts	Lost, 8-3
2004	St. Paul, MN – Xcel Energy Center	Nikolai Zherdev	West	1g-1a=2pts	Won, 7-3
2009	Montreal, PQ – Bell Centre	Steve Mason	West	unable to play due to injury	

NHL ALL-STAR WEEKEND ROOKIE PARTICIPANTS

Year	Site	Player	Team
2012	Ottawa, ON – Scotiabank Place	Ryan Johansen	Team Chara

NHL ALL-STAR TEAM

Year	Player	Position	Team
2008-09	Steve Mason	Goaltender	Second Team
2012-13	Sergei Bobrovsky	Goaltender	First Team

MAURICE “ROCKET” RICHARD TROPHY

The Maurice “Rocket” Richard Trophy is presented annually “to the player finishing the regular season as the League’s goal-scoring leader.”

2003-04	Rick Nash (41 goals)	Shared with Atlanta’s Ilya Kovalchuk and Calgary’s Jarome Iginla
---------	----------------------	--

CALDER MEMORIAL TROPHY

The Calder Memorial Trophy is presented annually “to the player selected as the most proficient in his first year of competition in the National Hockey League.” Winner selected in a poll by the Professional Hockey Writers’ Association at the end of the regular schedule.

2002-03	Rick Nash (Finalist)	Winner – Barret Jackman, St. Louis; Other Finalist – Henrik Zetterberg, Detroit
2008-09	Steve Mason	Finalists – Bobby Ryan, Anaheim; Kris Versteeg, Chicago

NHL FOUNDATION PLAYER AWARD

The NHL Foundation Player Award is presented annually to a player “in recognition of his commitment and service to charities in his community.”

2008-09	Rick Nash	Finalists – Dustin Brown, Los Angeles; Alex Kovalev, Montreal
---------	-----------	---

VEZINA TROPHY

The Vezina Trophy is presented to the “goalkeeper adjudged to be the best at his position” as voted by the general managers of each of the 30 clubs.

2008-09	Steve Mason (Runner-Up)	Winner – Tim Thomas, Boston; Other Finalist – Niklas Backstrom, Minnesota
2012-13	Sergei Bobrovsky	Finalists – Henrik Lundqvist, NY Rangers; Antti Niemi, San Jose

BILL MASTERTON TROPHY

2000-01	Kevin Dineen (Finalist)	Winner – Adam Graves, NY Rangers; Other Finalist – Ray Ferraro, Atlanta
2001-02	Kevin Dineen (Finalist)	Winner – Saku Koivu, Montreal; Other Finalist – Ron Francis, Carolina

BILL MASTERTON TROPHY NOMINEES

The Columbus chapter of the Professional Hockey Writers’ Association nominates players for the award, which is given annually to the player who best exemplifies the qualities of perseverance, sportsmanship and dedication to hockey.

2000-01	Kevin Dineen	2006-07	Fredrik Norrena	2011-12	Curtis Sanford
2001-02	Kevin Dineen	2007-08	Pascal Leclaire	2012-13	Vinny Prospal
2002-03	Luke Richardson	2008-09	Raffi Torres	2013-14	Nick Foligno
2003-04	Manny Malhotra	2009-10	Jared Boll	2014-15	Nick Foligno
2005-06	Duvie Westcott	2010-11	Derek MacKenzie	2015-16	Fedor Tyutin

KING CLANCY MEMORIAL TROPHY NOMINEES

The King Clancy Memorial Trophy is presented to "the player who best exemplifies leadership qualities on and off the ice and has made a noteworthy contribution in his community." Team members nominate a player to represent each club in league-wide voting.

2000-01	Ron Tugnutt	2006-07	Manny Malhotra	2011-12	Derek Dorsett
2001-02	Tyler Wright	2007-08	Manny Malhotra	2012-13	Adrian Aucoin
2002-03	Tyler Wright	2008-09	Rick Nash	2013-14	Derek MacKenzie
2003-04	Tyler Wright	2009-10	Rick Nash	2014-15	Nick Foligno
2005-06	Manny Malhotra	2010-11	Rick Nash	2015-16	Boone Jenner

NHL THREE STARS OF THE MONTH

Month	Player	Notes
March 2009	Rick Nash	3rd Star – Tallied 10-7-17 in 15 games, including unassisted hat trick at Detroit on Mar. 7.
March 2013	Sergei Bobrovsky	3rd Star – Went 9-2-3 with a 1.49 GAA, .950 SV% and 3 SO in 14 games.
December 2014	Sergei Bobrovsky	3rd Star – Went 9-1-1 with a 2.13 GAA, .937 SV% and 1 SO in 10 games.

NHL ROOKIE OF THE MONTH

Month	Player	Notes
November 2002	Rick Nash	Tallied 4-5-9 in 14 games and had first career two-goal game vs. NY Rangers on Nov. 9.
October 2008	Derick Brassard	Collected 4-5-9 in 10 games to lead all rookies in scoring during the month.
November 2008	Steve Mason	Went 5-2-1 with a 2.09 GAA, .919 SV% and two shutouts in eight games.
December 2008	Steve Mason	Went 7-5-0 with a 1.41 GAA, .950 SV% and three shutouts in 12 games.

NHL PLAYER/THREE STARS OF THE WEEK

Week	Player	Notes
Dec. 4-10, 2000	Marc Denis	2-0-1, 1.58 GAA, .953 SV% in three games
Mar. 12-18, 2001	Ron Tugnutt	2-0-0, 0.00 GAA, 1.000 SV% in two games
Feb. 23-29, 2004	David Vyborny	3-6-9 in four games
Jan. 23-29, 2006	David Vyborny	3-6-9 in four games
Jan. 22-28, 2007	Fredrik Norrena	2nd Star – 2-0-0, 1.88 GAA, .949 SV% in two games
Jan. 21-27, 2008	Pascal Leclaire	3rd Star – 2-0-0, .1.00 GAA, .968 SV% in two games
Nov. 3-9, 2008	Steve Mason	2nd Star – 3-0-0, 2.61 GAA, .907 SV% in three games
Dec. 29-Jan. 4, 2009	Rick Nash	1st Star – 2-7-9 in four games
Mar. 2-8, 2009	Rick Nash	3rd Star – 4-2-6 in three games
Jan. 4-10, 2010	Mathieu Garon	3rd Star – 3-0-0, 1.46 GAA, .940 SV% in three games
Nov. 1-7, 2010	Mathieu Garon	2nd Star – 2-1-0, 1.01 GAA, .962 SV% in three games
Nov. 15-21, 2010	Rick Nash	1st Star – 6-0-6 in three games
Dec. 6-12, 2010	Rick Nash	3rd Star – 3-3-6 in three games
Feb. 21-27, 2011	Matt Calvert	3rd Star – 5-1-6 in three games
Mar. 4-10, 2013	Sergei Bobrovsky	1st Star – 4-0-0, 0.77 GAA, .972 SV% in four games
Mar. 11-17, 2013	Sergei Bobrovsky	3rd Star – 1-0-2, 0.62 GAA, .982 SV% in three games
Apr. 8-14, 2013	Sergei Bobrovsky	1st Star – 3-0-0, 0.97 GAA, .971 SV% in three games
Mar. 3-9, 2014	Artem Anisimov	2nd Star – 4-0-4 (incl. 3 GWG) in four games
Mar. 10-16, 2014	Sergei Bobrovsky	1st Star – 2-0-1, 1.58 GAA, .950 SV% in three games
Apr. 7-13, 2014	Ryan Johansen	3rd Star – 2-4-6 in four games
Dec. 1-7, 2014	Sergei Bobrovsky	2nd Star – 3-0-0, 1.62 GAA, .956 SV% in three games
Jan. 19-25, 2015	Ryan Johansen	1st Star – Tallied 2-2-4 in ASG debut and named MVP of 2015 All-Star Game
Mar. 9-15, 2015	Scott Hartnell	1st Star – 5-0-5 in four games
Mar. 23-29, 2015	Cam Atkinson	2nd Star – 4-3-7, +6 in three games
Mar. 30-Apr. 5, 2015	Nick Foligno	3rd Star – 4-1-5 in three games
Jan. 25-31, 2016	Cam Atkinson	2nd Star – 4-1-5 in two games

OLYMPIC GAMES PARTICIPANTS

Year	Player	Team	Statistics (medal)	Year	Player	Team	Statistics (medal)
2006	Adam Foote	Canada	0g-1a=1pt	2010	Samuel Pahlsson	Sweden	0g-1a=1pt
2006	Rick Nash	Canada	0g-1a=1pt	2010	Fedor Tyutin	Russia	0g-2a=2pts
2006	Radoslav Suchy	Slovakia	1g-1a=2pts	2014	Fedor Tyutin	Russia	0g-0a=0pts
2006	David Vyborny	Czech Republic	1g-3a=4pts (bronze)	2014	Artem Anisimov	Russia	0g-0a=0pts
2010	Jan Hejda	Czech Republic	0g-0a=0pts	2014	Sergei Bobrovsky	Russia	1-0-1, 1.15 GAA, .952 SV%
2010	Milan Jurcina	Slovakia	0g-0a=0pts	2014	Nikita Nikitin	Russia	0g-1a=1pt
2010	Fredrik Modin	Sweden	0g-1a=1pt	2014	Marian Gaborik	Slovakia	DNP (Injured)
2010	Rick Nash	Canada	2g-3a=5pts (gold)				

HONOR ROLL & TEAM AWARDS

“JACKETS FANS”

MOST VALUABLE PLAYER AWARD

Awarded to the player deemed “most valuable” to the team as voted by fans via on-line voting since 2006-07.

2006-07: Fredrik Norrena
2007-08: Rick Nash
2008-09: Steve Mason
2009-10: Rick Nash
2010-11: R.J. Umberger
2011-12: Derek Dorsett
2012-13: Sergei Bobrovsky
2013-14: Ryan Johansen
2014-15: Nick Foligno
2015-16: Boone Jenner

“JOHN H. McCONNELL” MOST COURAGEOUS PLAYER AWARD

Awarded to the player who “day in and day out exhibited hard work, dedication and a willingness to overcome obstacles in his commitment to the team,” as voted by Blue Jackets players since 2006-07.

2006-07: Fredrik Modin
2007-08: Rick Nash
2008-09: Andrew Murray
2009-10: Jared Boll
2010-11: R.J. Umberger
2011-12: Derek Dorsett
2012-13: Sergei Bobrovsky
2013-14: Derek MacKenzie
2014-15: Sergei Bobrovsky
2015-16: Boone Jenner

OUTSTANDING DEFENSEMAN AWARD

Awarded to the team’s top defenseman, as voted on by members of the local media since 2006-07.

2006-07: Rostislav Klesla
2007-08: Jan Hejda
2008-09: Jan Hejda
2009-10: Kris Russell
2010-11: Fedor Tyutin
2011-12: Nikita Nikitin
2012-13: Fedor Tyutin
2013-14: James Wisniewski
2014-15: David Savard
2015-16: Ryan Murray

MOST IMPROVED PLAYER AWARD

Awarded to the player deemed to have improved the most during the course of the regular season, as voted by the team’s television and radio broadcasters since 2006-07.

2006-07: Ole-Kristian Tollefsen
2007-08: Pascal Leclaire
2008-09: Marc Methot
2009-10: Kris Russell
2010-11: Derek MacKenzie
2011-12: Derek Dorsett
2012-13: Matt Calvert
2013-14: Ryan Johansen
2014-15: Nick Foligno
2015-16: Boone Jenner

THREE STARS AWARD

Awarded to the player who accumulated the most points in voting for the Three Stars of the Game throughout the course of the regular season (1st Star – 5 pts., 2nd Star – 3 pts., 3rd Star – 1 pt.) since 2000-01.


2000-01: Ron Tugnutt
2001-02: Ray Whitney
2002-03: Marc Denis
2003-04: Rick Nash
2005-06: Rick Nash
2006-07: Rick Nash
2007-08: Rick Nash
2008-09: Steve Mason
2009-10: Steve Mason
2010-11: Rick Nash
2011-12: Steve Mason
2012-13: Sergei Bobrovsky
2013-14: Sergei Bobrovsky
2014-15: Sergei Bobrovsky
2015-16: Boone Jenner

COLUMBUS BLUE JACKETS PLAYER COMMUNITY SERVICE AWARD

Awarded to the player who went above and beyond off the ice in support of charitable initiatives benefiting those in need throughout the community, as selected by the Blue Jackets Foundation and community development staff since 2002-03.

2002-03: Tyler Wright
2003-04: Luke Richardson
2005-06: Manny Malhotra
2006-07: Jody Shelley
2007-08: Dan Fritsche
2008-09: Rick Nash
2009-10: R.J. Umberger
2010-11: Jared Boll
2011-12: Marc Methot
2012-13: Derek MacKenzie
2013-14: Derek MacKenzie
2014-15: Nick Foligno
2015-16: David Clarkson

MEDIA INFORMATION



COMMUNICATIONS STAFF/MEDIA INFORMATION



KAREN DAVIS, DIRECTOR OF COMMUNICATIONS

Karen Davis is the director of communications for the Columbus Blue Jackets and has spent the last 16 years leading and supporting publicity efforts of the club and Nationwide Arena. In her current role, she is responsible for non-hockey media relations and publicity efforts. She also supports the club's team services initiatives, including the management of player appearance requests.

Davis originally joined Nationwide Arena as public relations manager in June 2000, three months prior to the facility's grand opening. During her first ten years with the organization, she orchestrated public relations campaigns and served as the venue's primary media contact for the arena's numerous concerts, family shows and sporting events.

Before moving to Columbus, Davis spent six years with the Detroit Red Wings and two years at Detroit's Joe Louis Arena. She served in a variety of capacities with the club during her tenure that included back-to-back Stanley Cup championship seasons in 1996-97 and 1997-98.

A native of suburban Detroit, Davis is a graduate of Michigan State University.



GLENN ODEBRALSKI, MANAGER OF COMMUNICATIONS

Glenn Odebralski joined the Columbus Blue Jackets as manager of communications in August 2014 after spending the previous seven seasons with the Florida Panthers. In his current role, he assists in the creation of all hockey related media content including game notes and releases as well as the management of interview requests and other initiatives.

Prior to joining the Blue Jackets organization, Odebralski served as the senior manager of communications and digital media for Sunrise Sports & Entertainment, the Florida Panthers and BB&T Center, overseeing various SS&E websites; creating and updating them with new written, video, photo, and other content. He also helped direct media relations activities at home and on the road while providing daily hockey information.

A native of Corfu, N.Y., Odebralski, graduated from the State University of New York at Cortland with Bachelor's Degrees in sport management and business economics. He has also spent time in various grad assistant programs and internships, working for the Buffalo Sabres, Buffalo Bills, Batavia Muckdogs and the SUNY Cortland football team.

MEDIA CREDENTIALS

Press box seating at Nationwide Arena is assigned for each game. Requests for individual game passes will be issued on a priority basis to media on specific assignments only. Such requests should be submitted via email to Karen Davis at kdavis@BlueJackets.com no later than 5 p.m. the day before a home game. Photo ID will be required when picking up credentials. Media must visibly wear credentials at all times.

MEDIA ENTRANCE/CREDENTIAL PICKUP

Credentials can be picked up at the Tower Entrance, located on the south side of Nationwide Arena (corner of Nationwide and Marconi Blvds.) starting two hours prior to game time. After the game begins, credentials will be available at the Big Lots Box Office Will Call Window located at the southwest corner of the arena.

MEDIA PARKING

Media parking is available in the Arena District's Cinema Garage (170 Marconi Blvd., Columbus, OH 43215) for a reduced charge of \$4 per vehicle. This garage will require pre-paid parking using an online reservation system. Media members will receive a code upon confirmation of their requested credential from the Blue Jackets Communications Department. Media members can then visit www.arenadistrictparking.com and enter the code to receive the discounted rate. Purchasers may either print their parking pass or receive it on their mobile phone to present to the attendant upon arrival and exit. Additional media parking is available for \$5 at Lot H, located on Brodbelt Lane, just west of Lifestyle Communities Pavilion and across the street from Huntington Park.

DINING FACILITIES

The Media Dining Room is located on the event level of Nationwide Arena. Admittance to this area is restricted to Blue Jackets game night staff, working media, visiting team and League officials. Please show your credential to the attendant for entrance. Meals will be served prior to all home games. The cost is \$10 per person.

GAME DAY INTERVIEWS

The best time to conduct interviews on game days is following the morning skate, which typically is scheduled for 10 a.m. and lasts 30 to 60 minutes. Blue Jackets players will also be available for 30 minutes up to two and a half hours prior to game time (i.e. 4:30-5 p.m. for a 7 p.m. start) outside the team dressing room.

NO AUTOGRAPHS DURING MEDIA ACCESS PERIODS.

BROADCAST & LIVE SHOTS

Blue Jackets player and coach requests for that night's broadcast or live shots should be arranged prior to the end of the team's morning skate on game day if at all possible. If an intermission request is to be made during the course of the game, please notify a member of the Communications Department staff as soon as possible prior to the end of the period.

POST-GAME INTERVIEWS

Both team dressing rooms will be open to the media no later than five minutes after the game. Head Coach John Tortorella will meet with the media in the press conference room, located down the hall from team dressing rooms, as soon as all player interviews have concluded.

PRESS BOX

The press box is located above sections 213-219 on the south/southeast side of Nationwide Arena. An elevator is located near the ticket office. Private booths are assigned for NHL off-ice officials (PL023), video replay officials (PL027), home TV (PL019) and radio (PL018), visiting TV (PL020) and radio (PL021), as well as visiting team management (PL022). On most nights, two booths (PL014 and PL015) will be designated for print media.

STATISTICIANS

Television and radio rightsholders who need statisticians to assist with their broadcasts must contact the Blue Jackets Communications Department at least 24 hours in advance of the game. Statisticians will be available and require compensation for their services.

PHOTOGRAPHY

Requests for photo credentials will be handled the same way as media passes. Photo positions are limited and will be assigned by the Blue Jackets Communications Department. Photographers must comply with space assignments and shooting regulations established by the club and the NHL and shoot from designated areas only. Photographers requiring additional information, including equipment and strobe rental, should contact Team Photographer Jamie Sabau at (614) 284-2205.

PRACTICES

The Blue Jackets conduct most practices at the OhioHealth Ice Haus, the club's official practice facility located on the west side of Nationwide Arena. Unless a team meeting is called, the dressing room will be open to the media immediately after the first player leaves the ice. Requests for interviews to be conducted at a location

other than Nationwide Arena or outside regularly scheduled accessibility periods must be arranged through the Blue Jackets Communications Department.

PRESS BOX MICROSITE ON BLUEJACKETS.COM

The Blue Jackets "Press Box" microsite on BlueJackets.com provides media and fans the latest comprehensive information on the team in one place. The "Press Box" contains links to club press releases, recent news articles, daily clips, game notes, post-game notes, Jackets TV video features, post-game audio, weekly reports, media guide, season in review guide, as well as apply for single game credentials. Visit the site at bluejackets.com/pressbox.

GAME NOTES

Complete sets of NHL game notes will be available in the Press Room and Press Box on game days. NHL game notes, along with League statistics, will also be available online at www.BlueJackets.com and NHLmedia.com. A weekly report will also be distributed and available online each Monday during the season by 5 p.m. ET. If members of the media are not currently receiving team news via e-mail and would like to be added to the club's distribution list, please contact Glenn Odebralski at godebralski@BlueJackets.com.

STAFF CONTACT INFORMATION

The Blue Jackets office number is (614) 246-4625. To reach members of the Communications Department:

Todd Sharrock
Vice President of Communications & Team Services
(614) 246-4157 / tsharrock@BlueJackets.com
Twitter: @ToddSharrock

Karen Davis
Director of Communications
(614) 246-4310 / kdavis@BlueJackets.com
Twitter: @KarenDavisCBJ

Glenn Odebralski
Manager of Communications
(614) 246-0288 / godebralski@BlueJackets.com
Twitter: @GlennOdebralski



NHL NEW YORK OFFICE & NHL ENTERPRISES, L.P.

1185 Avenue of the Americas
New York, NY 10036
Phone: 212-789-2000
Fax: 212-789-2020

NHL MONTREAL OFFICE

1800 McGill College Avenue
Suite 2600
Montreal, Que. H3A 3J6
Phone: 514-841-9220
Fax: 514-841-1070

NHL TORONTO OFFICE & NHL CANADA, L.P.

50 Bay Street, 11th Floor
Toronto, Ont. M5J 2X8
Phone: 416-359-7900
Fax: 416-981-2779
PR Fax: 416-981-2769



**NHL COMMISSIONER
GARY B. BETTMAN**



**DEPUTY COMMISSIONER
BILL DALY**

EXECUTIVE

Commissioner:.....Gary B. Bettman
Deputy Commissioner:.....William Daly
Senior Executive Vice President of Hockey Operations:.....Colin Campbell

COMMUNICATIONS

Executive Vice President, CommunicationsGary Meagher
Group Vice President, Communications.....Frank Brown
Group Vice President, Event Communications & Player Development.....Jamey Horan
Group Vice President, Communications.....John Dellapina
Statistician & Information Officer.....Benny Ercolani
Senior Director, News Services.....Greg Inglis
Director, Communications.....Nirva Milord
Director, Communications.....Jennifer Moad
Director, Event Communications & Player Development.....Chris Wojcik
Director, Communications.....Julie Young
Senior Manager, Communications.....David Keon
Manager, CommunicationsChris Ackroyd
Manager, CommunicationsTrevor Bjergso
Manager, CommunicationsBrendon Crossman
Manager, CommunicationsJasmine Ghafour
Coordinator, Communications.....Josh Bernstein
Coordinator, Event Communications & Player Development.....Nicole Buckley
Coordinator, Event Communications & Player Development.....Jeff Day
Assistant, Event Communications & Player Development.....Gina Morra

REFEREES

Name	Number
Brenk, Jacob*	42
Charron, Francis	6
Chmielewski, Tom*	43
Dwyer, Gord	19
Furlatt, Eric	27
Hanson, Trevor	31
Hebert, Ghislain	22
Hebert, Jean	15
Jackson, Dave	8
Joannette, Marc	25
Kowal, Tom	32
Kozari, Steve	40
L'Ecuyer, Frederick	17
Lambert, Pierre*	47

Name	Number
Lee, Chris	28
Leggo, Mike	3
Lewis, Dave*	46
Luxmore, Thomas John	21
MacDougall, Peter*	45
McCauley, Wes	4
Mclsaac, Jon	2
Meier, Brad	34
Morton, Dean	36
Nicholson, Kendrick	30
O'Halloran, Dan	13
O'Rourke, Dan	9
Peel, Tim	20
Pochmara, Brian	16

Name	Number
Pollock, Kevin	33
Rank, Garrett	7
Rehman, Kyle	10
Romasko, Evgeny*	39
Rooney, Chris	5
Schlenker, Chris*	48
Skilliter, Graham	24
South, Furman*	44
St. Pierre, Justin	12
St-Laurent, Francois	38
Sutherland, Kelly	11
Voss, Cameron*	41
Walsh, Ian	29
Watson, Brad	23

LINESMEN

Name	Number
Alphonso, Shandor	52
Amell, Derek	75
Barton, Steve	59
Berg, Devin	87
Brisebois, David	96
Cameron, Lonnie	74
Cherrey, Scott	50
Cormier, Michel	76
Daisy, Ryan*	81
Devorski, Greg	54
Driscoll, Scott	68
Galloway, Ryan	82

Name	Number
Gawryletz, Brandon	64
Gibbons, Ryan	58
Gibbs, Darren	66
Grandt, John*	98
Henderson, Don	91
Heyer, Shane	55
Knorr, Trent	63
Kovachik, Brad	71
Mach, Brian	78
MacPherson, Matt	83
Miller, Steve	89
Murchison, Kiel	79

Name	Number
Murphy, Brian	93
Murray, Jonny	95
Nagy, Kory*	97
Nansen, Derek	70
Nowak, Tim	77
Pancich, Bryan	94
Racicot, Pierre	65
Rody, Vaughan	73
Sericolo, Anthony	84
Sharrers, Jay	57
Shewchuk, Mark	92
Wheler, Mark	56

* indicates minor league official

2016-17 NHL CRITICAL DATES

SEPTEMBER

- 17 – Oct. 1 2016 World Cup of Hockey tournament (Air Canada Centre, Toronto, ON)
- 22 Training camps open
- 22 CCM/USA Hockey All-American Prospects Game (Philadelphia, PA)
- 25 Preseason schedule begins

OCTOBER

- 2 2016 Kraft Hockeyville™ Canada (Kal Tire Place, Vernon, BC) - Los Angeles Kings vs. Edmonton Oilers
- 4 2016 Kraft Hockeyville™ USA (Lakeview Arena, Marquette, MI) - Carolina Hurricanes vs. Buffalo Sabres
- 11 Opening day playing rosters set (5 p.m. ET)
- 12 Opening night: 2016-17 NHL regular season begins
Edmonton Oilers play first NHL game at Rogers Place (vs. Calgary)
- 13 Pittsburgh Penguins raise Stanley Cup banner
Washington Capitals at Pittsburgh Penguins
- 22 2016 Tim Hortons NHL Heritage Classic™ Alumni Game: Investors Group Field (Winnipeg, MB)
- 23 2016 Tim Hortons NHL Heritage Classic™
Edmonton Oilers at Winnipeg Jets
Investors Group Field (Winnipeg, MB)
- 24 – Nov. 18 Hockey Fights Cancer Awareness Month

NOVEMBER

- 11 Hockey Hall of Fame Game:
Philadelphia Flyers at Toronto Maple Leafs
- 14 Hockey Hall of Fame induction ceremony (Toronto, ON)
Inductees: Eric Lindros, Sergei Makarov, Rogatien Vachon (Player category); Pat Quinn (Builder category); Sam Rosen, Bob Verdi (Media honorees).
- 15 NHL General Managers Meeting (Toronto, ON)
- 25 2016 Discover NHL Thanksgiving Showdown™
New York Rangers at Philadelphia Flyers (1 p.m. ET)
- 26 NHL Founders Day (1917)
- 30 U.S. Hockey Hall of Fame Induction (Philadelphia, PA)
Inductees: 1996 World Cup of Hockey championship team, Craig Janney, Bill Belisle
Celebration of Lester Patrick (Philadelphia, Pa.)
Recipients: TBA

DECEMBER

- 1 Signing deadline for Group 2 free agents (5 p.m. ET)
- 19-27 Holiday roster freeze in effect: For all players on an NHL active roster, injured reserve, or with non-roster and injured non-roster status as of midnight (local time) Dec. 19, a roster freeze shall apply through midnight (local time) Dec. 27, with respect to waivers, trades and loans, subject to exceptions provided for in CBA Article 16.5 (d).
- 24-26 Holiday break (no scheduled practices)
- 26 – Jan. 5 IIHF World Jr. Championships (Montreal, QC/Toronto, ON)
- 31 2017 NHL Winter Classic® Alumni Game
Busch Stadium (St. Louis, MO)

JANUARY

- 1 NHL Centennial Classic™
Detroit Red Wings at Toronto Maple Leafs
BMO Field (Toronto, ON)
- 2 2017 Bridgestone NHL Winter Classic®
Chicago Blackhawks at St. Louis Blues
Busch Stadium (St. Louis, MO)

JANUARY

- 10 USHL/NHL Top Prospects Game (Sioux Falls, S.D.)
Week of 16th NHL Central Scouting Mid-Season Rankings release
- 27-30 NHL All-Star Break (no games played)
- 27-29 No scheduled practices – dressing rooms closed
- 28 – 30 AHL All-Star Classic (Allentown, PA)
- 28 NHL All-Star Skills Competition™
STAPLES Center (Los Angeles, CA)
- 29 2017 NHL All-Star Game
STAPLES Center (Los Angeles, CA)
- 30 CHL/NHL Top Prospects Game (Quebec City, QC)
- 31 NHL regular season resumes

FEBRUARY

- 1 Hockey is for Everyone Month
- 18 17th Annual Scotiabank Hockey Day in Canada (Host: Kenora, ON)
- 25 2017 Coors Light NHL Stadium Series™
Philadelphia Flyers at Pittsburgh Penguins
Heinz Field (Pittsburgh, PA)
- 19 – 26 Hockey Week Across America (USA Hockey)

MARCH

- 1 Trade Deadline (3 p.m. ET)
- 6-8 NHL General Managers Meeting (Boca Raton, FL)

APRIL

- 6-8 NCAA Frozen Four (United Center, Chicago, IL)
- 9 Last day of regular season
Final regular season game at Joe Louis Arena (5 p.m.)
Week of 10th NHL Central Scouting Final Rankings release
- 12 Stanley Cup Playoffs begin
- 13-23 IIHF Under-18 World Championship (Poprad & Spisska Nova Ves, Slovakia)
- TBA 2017 NHL Draft Lottery

MAY

- 5-21 IIHF World Championship (Cologne, Germany & Paris, France)
- 18-28 CHL Memorial Cup (Windsor, ON)
- 28-June 3 2017 NHL Combine (Buffalo, NY)

JUNE

- 14 Last possible day for 2017 Stanley Cup Final
- 23-24 2017 NHL Draft (United Center, Chicago, IL)
- TBA 2017 NHL Awards

JULY

- 1 Free agency begins (12 p.m. ET)
- 5 Deadline for player-elected salary arbitration notification (5 p.m. ET)
- 6 Deadline for club-elected salary arbitration notification (5 p.m. ET)
- 20-Aug. 4 Salary arbitration hearings held

AUGUST

- 6 Deadline for salary arbitration decisions to be rendered



BlueJackets.com

